



SUBMITTAL DATA

GWH18ATDXD-D3DNA3A/I / GWH18ATDXD-D3DNA1A/O
18000 BTU/H Wall Mounted Heat Pump System

Job Name

Location

Date

Purchaser

Engineer

Submitted to

For

Unit Designation

Schedule No.



YAP1F7F



GWH18ATDXD-D3DNA3A/I



GWH18ATDXD-D3DNA1A/O



XE71 (Optional)

GENERAL FEATURES

- AHRI Certificate: [209424849](#)
- High Efficiency DC Inverter Technology
- Compact and Quiet Design
- Wireless Remote with LCD Display
- Wired Controller Options
- 10 Years Unlimited Parts Warranty
- Wi-Fi Included
- Low Ambient Cooling down to 0°F (Range 0°F to 115°F)
- Low Ambient Heating down to -13°F (Range -13°F to 75°F)
- Coil (Indoor and Outdoor) Copper Tube / Aluminum Fin
- Blue Colored Fin - 500 Hrs Salt Spray Tested

SPECIFICATIONS, FEATURES & FUNCTION SUMMARY

SPECIFICATIONS		GWH18ATDXD-D3DNA3A		FEATURES & FUNCTIONS SUMMARY		GWH18ATDXD-D3DNA3A	
System Type		HEAT PUMP					
SYSTEM PERFORMANCE				SYSTEM FEATURES			
Cooling	Min - Max	Btu/h	3753 - 19960	Inverter Type	G10		
	Capacity @95°F	Btu/h	17600	Ultra Low Frequency Torque Control	Yes		
Heating	Min - Max	Btu/h	2730 - 22519	Power Factor Correction	Yes		
	Capacity @5°F	Btu/h		Compressor Type	High Efficiency Rotary		
	Capacity @17°F	Btu/h	11200	Refrigerant Type	R410A		
	Capacity @47°F	W	19100	Basepan With Electric Heater	Yes		
SEER2			17.5	Compressor With Electric Heater	Yes		
EER2			10.1	Outdoor Fin Coating (Color:Blue)	Acrylic-Resin/Anti-Corrosive		
HSPF/HSPF2			9/8.5	Intelligent Defrosting	Yes		
COP @5°F			3.2	Force Defrosting	Yes		
COP @47°F				Intelligent Preheating	Yes		
Cooling Temperature Range	°F		0 - 115	Low Voltage Startup	Yes		
Heating Temperature Range	°F		-13 - 75	Memory/Power Failure Recovery	Yes		
Refrigerant Type			R410A	Self Diagnosis	Yes		
INDOOR UNIT		GWH18ATDXD-D3DNA3A/I		Wired Controller Interface (XE71)	Yes		
Air flow (Min-Max)	CFM	283 - 618		WiFi Included	Yes		
Sound Pressure Level (Min - Max)	dB(A)	32 - 50		Indoor Fan Type	Crossflow		
Dehumidification	pt/hr	3.80		Multi Fan Speeds	4 Speeds		
External Dimensions (WxHxD)	in	37-1/8 x 13-1/8 x 9-11/16		Indoor Unit Display	Yes		
Package Dimension (W x H x D)	in	39-7/16 x 15-15/16 x 12-11/16		Auxiliary Electrical Heater	No		
Net Weight	lbs	28.7		Ventilation (Outdoor Air)	No		
Gross Weight	lbs	34.2		REMOTE CONTROLLER FUNCTIONS			
OUTDOOR UNIT		GWH18ATDXD-D3DNA1A/O		Auto Mode	Yes		
Compressor Type	GREE G-10 / 2 - STAGE INVERTER			Auto Fan	Yes		
Sound Pressure Level	dB(A)	57		Manual Horizontal Swing	Yes		
External Dimensions (W x H x D)	in	31-5/8 x 21-7/8 x 13-13/16		Auto Swing (Vertical Auto Swing)	Yes		
Package Dimension (W x H x D)	in	34-6/16 x 24-7/16 x 15-11/16		Clock on Remote Controller	Yes		
Net Weight	lbs	71.7		Dry Mode	Yes		
Gross Weight	lbs	77.2		Dry Anti-Mildew (X-Fan) Mode	Yes		
REFRIGERANT PIPING				Energy Saving Mode	Yes		
Refrigerant Charge - R410A	oz	44.1		Dirty Filter Alert	No		
Additional Charge	oz/ft	0.2		I Feel Function	Yes		
Line Set Size (Liquid - Gas) - Flared Connections	in	1/4 - 1/2		Lock on Remote Controller	Yes		
Pre-Charge Length	ft	25		Quiet Mode	No		
Pipe Length (Min - Max)	ft	10 - 82		Room Temperature Display	Yes		
Max. Pipe Elevation	ft	33		Sleep Mode	Yes		
ELECTRICAL				Timer Mode	Yes		
Power Supply	208 - 230V / 1Ph /60Hz			Turbo Mode	Yes		
Voltage Range (Min - Max)	VAC	187 - 253		Display On/Off Control	Yes		
Rated Current - Cooling	A	9.5		Freeze Guard Mode (46°F)	Yes		
Rated Current - Heating	A	9.5		Display On/Off Control	Yes		
MCA	A	14					
MOCP	A	20					
Suggested Breaker Size	A	15					
Main Power Wire Size	AWG	Per Local Code					
Interconnecting Wire Size	AWG	14 / 4					

DIMENSIONS

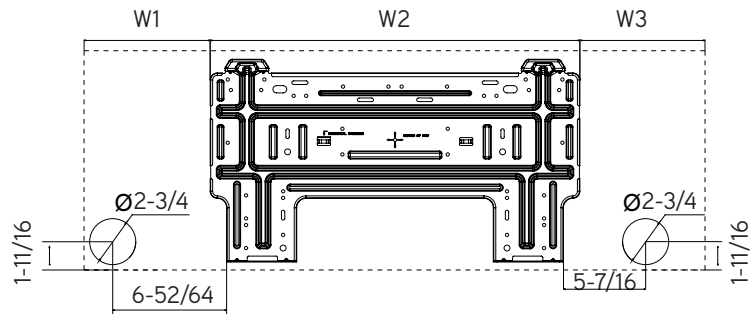
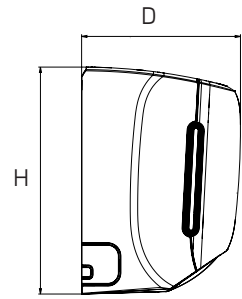
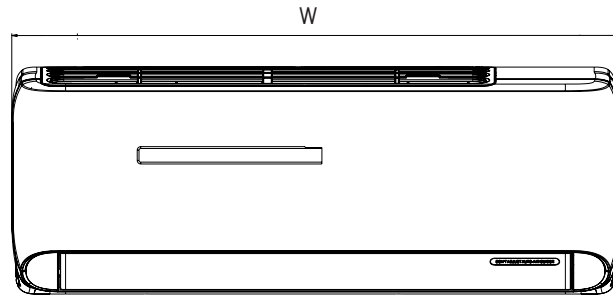
INDOOR UNIT

Unit: inch

GWH18ATDXD-D3DNA3A/I

DIMENSIONS

W	37-1/8
H	13-1/8
D	9-11/16
W1	7-35/64
W2	22-3/32
W3	7-31/64



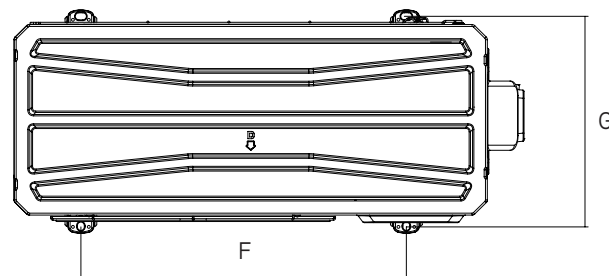
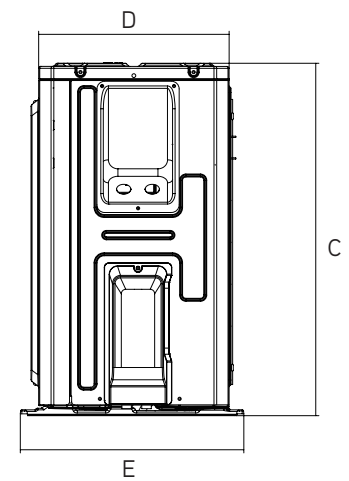
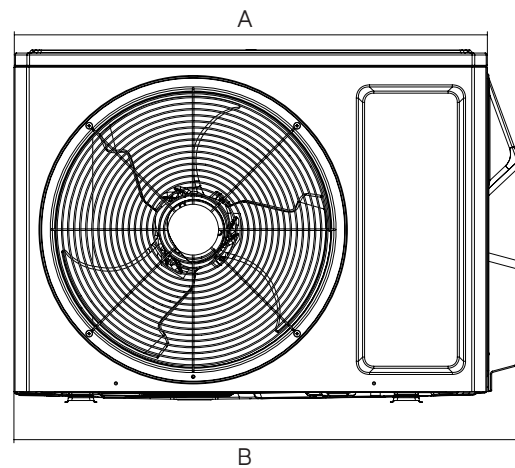
OUTDOOR UNIT

Unit: inch

GWH18ATDXD-D3DNA1A/O

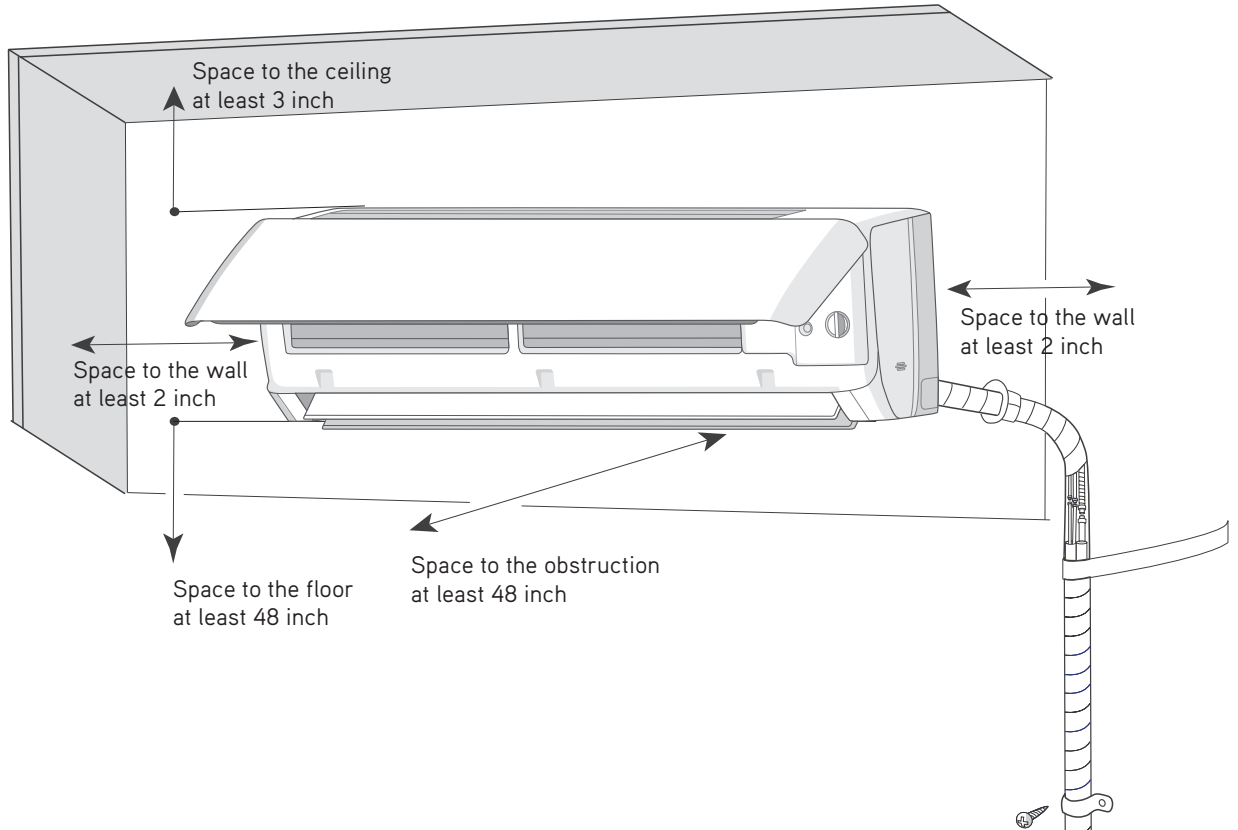
DIMENSIONS

A	29-21/64
B	31-5/8
C	21-7/8
D	11-52/64
E	13-13/16
F	20-5/32
G	13-5/64

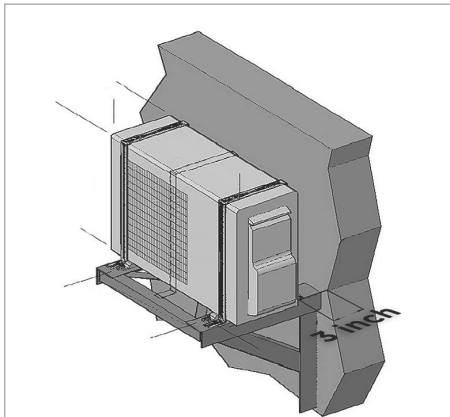


CLEARANCES

INDOOR UNIT Minimum clearance



OUTDOOR UNIT Minimum clearance



NOTE:

If bottom of the unit is free of airflow obstructions similar to the mounting bracket figure, the clearance to the wall on the back can be reduced to 3 inches.

