



SUBMITTAL DATA

GWH24ATEXF-D3DNA1E/I for Use with Multi GEN2 and Ultra Heat
24000 BTU/H Wall Mounted Unit

Job Name

Location

Date

Purchaser

Engineer

Submitted to

For

Unit Designation

Schedule No.



YAP1FB2F



GWH24ATEXF-D3DNA1E/I



XE71 (Optional)

GENERAL FEATURES

- High Efficiency DC Inverter Technology
- Compact and Quiet Design
- Auto-Clean Function
- Wireless Remote with LCD Display
- Wired Controller Options
- 10 Years Parts Warranty
- Wi-Fi Included
- Low Ambient Cooling Based on Outdoor Unit Performance
- Low Ambient Heating Based on Outdoor Unit Performance
- Coil (Indoor and Outdoor) Copper Tube / Aluminum Fin
- Blue Colored Fin - 500 Hrs Salt Spray Tested

SPECIFICATIONS, FEATURES & FUNCTION SUMMARY

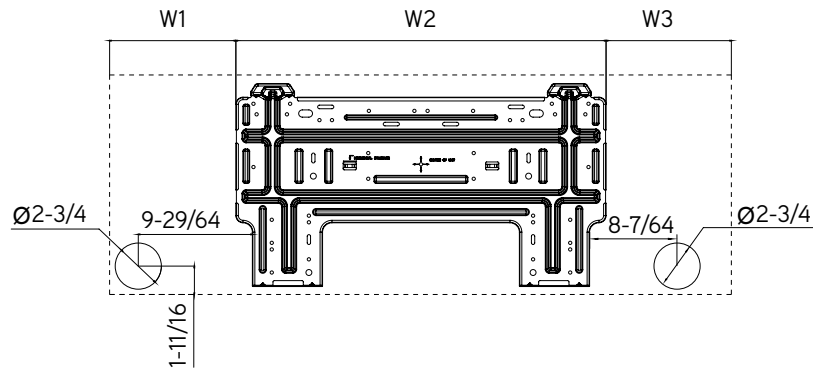
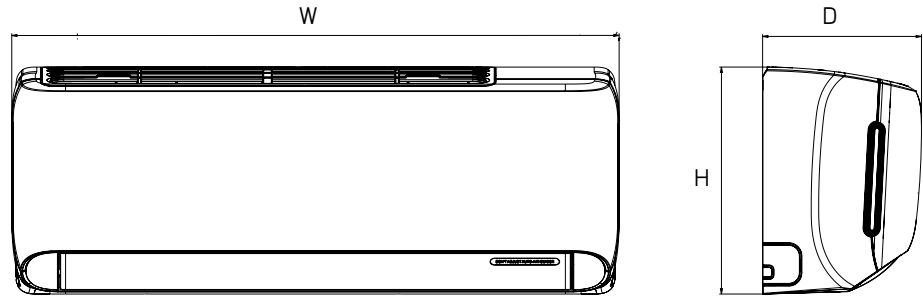
SPECIFICATIONS		GWH24ATEXF-D3DNA1E/I		FEATURES & FUNCTIONS SUMMARY		GWH24ATEXF-D3DNA1E/I	
System Type		HEAT PUMP					
SYSTEM PERFORMANCE							
Cooling	Nominal	Btu/h	22000				
	Capacity @95°F	Btu/h					
Heating	Nominal	Btu/h	24000				
	Capacity @5°F	Btu/h					
	Capacity @17°F	Btu/h					
	Capacity @47°F	W					
SEER2							
EER2							
HSPF2							
COP @5°F				System Performance Based on the Connected Outdoor Unit Performance			
COP @47°F							
Cooling Temperature Range			°F				
Heating Temperature Range			°F				
Refrigerant Type				R410A			
INDOOR UNIT		GWH24ATEXF-D3DNA1E/I					
Air flow (Min-Max)	CFM		412 - 677				
Sound Pressure Level (Min - Max)	dB(A)		36 - 51				
Dehumidification	pt/hr		5.28				
External Dimensions (WxHxD)	in		42-7/16 x 13-1/8 x 9-11/16				
Package Dimension (W x H x D)	in		44-5/8 x 16-5/16 x 13-1/8				
Net Weight	lbs		33.1				
Gross Weight	lbs		39.7				
REFRIGERANT PIPING							
Line Set Sized by the Indoor Unit (Liquid - Gas) - Flared Connections	in		1/4 - 5/8				
ELECTRICAL							
Power Supply	208 - 230V / 1Ph /60Hz (Powered by the Outdoor Unit)						
SYSTEM FEATURES							
Wired Controller Interface (XE71)				Yes			
WiFi Included				Yes			
Indoor Fan Type				Crossflow			
Multi Fan Speeds				4 Speeds			
Indoor Unit Display				Yes			
Auxiliary Electrical Heater				No			
Ventilation (Outdoor Air)				No			
REMOTE CONTROLLER FUNCTIONS							
Auto Mode				Yes			
Auto Fan				Yes			
Manual Horizontal Swing				Yes			
Auto Swing (Vertical Auto Swing)				Yes			
Clock on Remote Controller				Yes			
Dry Mode				Yes			
Dry Anti-Mildew (X-Fan) Mode				Yes			
Energy Saving Mode				Yes			
Dirty Filter Alert				No			
I Feel Function				Yes			
Lock on Remote Controller				Yes			
Quiet Mode				No			
Room Temperature Display				Yes			
Sleep Mode				Yes			
Timer Mode				Yes			
Turbo Mode				Yes			
Display On/Off Control				Yes			
Freeze Guard Mode (46°F)				Yes			
Display On/Off Control				Yes			

DIMENSIONS & CLEARANCES

INDOOR UNIT

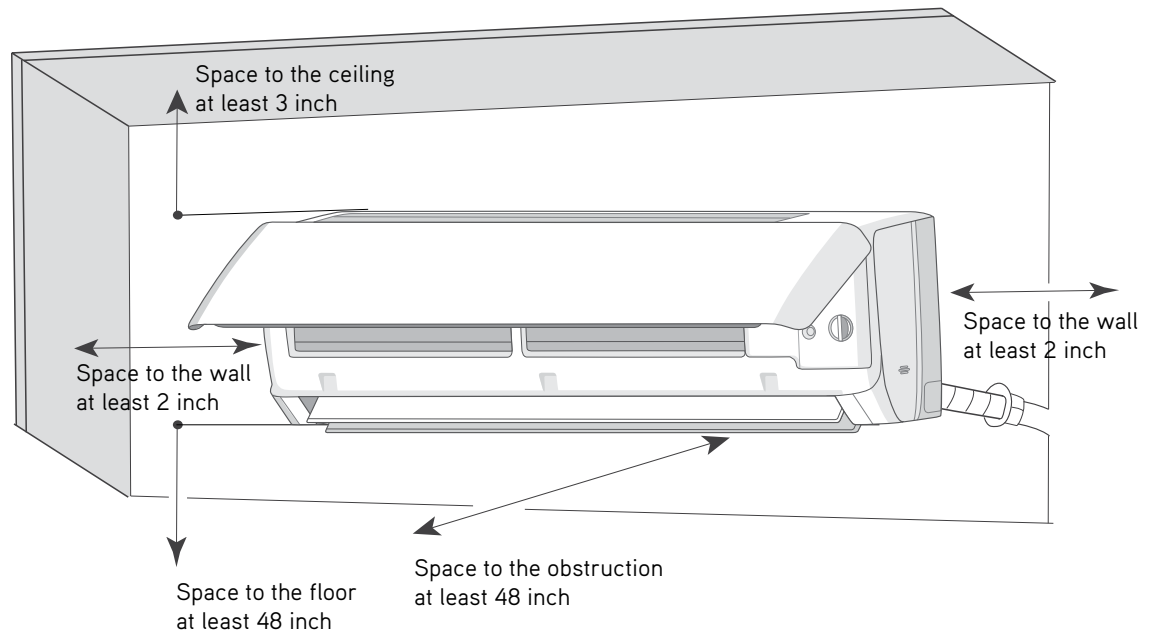
Unit: inch

GWH24ATEXF-D3DNA1E/I	
DIMENSIONS	
W	42-7/16
H	13-1/8
D	9-11/16
W1	10-3/16
W2	22-3/32
W3	10-5/32



INDOOR UNIT

Minimum clearance



Specifications are subject to change without notice. Manufacturer reserves the right to discontinue or modify specifications or designs without notice or without incurring obligations. All Rights reserved.