



FIRST
AMERICA

***PRODUCT
DATA BOOK***



TABLE OF CONTENTS

| Page No. | Part Number | Description |
|--------------------------------------|----------------------|---|
| PTAC WALL SLEEVES | | |
| 3 | SLEEVE-POLY-SE-INS | Wall Sleeve, Polymer SnapEase, Insulated, 42x16x14 - Alpine Beige |
| 4 | SLEEVE-POLY-SE-NON | Wall Sleeve, Polymer SnapEase, Non-Insulated, 42x16x14 - Alpine Beige |
| 5 | PTAC-SLEEVE-SE-INS | Wall Sleeve, Steel SnapEase, Insulated, 42x16x14 - Alpine Beige |
| 6 | PTAC-SLEEVE-A | Wall Sleeve, Steel Assembled, Insulated, 42x16x14 - Alpine Beige |
| 7 | PTAC-SLEEVE-SE-EXT16 | Wall Sleeve 16-in Steel SnapEase, 42x16x16 -Alpine Beige |
| 8 | PTAC-SLEEVE-SE-EXT18 | Wall Sleeve 18-in Steel SnapEase, 42x16x18 -Alpine Beige |
| 9 | PTAC-SLEEVE-SE-EXT24 | Wall Sleeve 24-in Steel SnapEase, 42x16x24 -Alpine Beige |
| PTAC WALL SLEEVES ACCESSORIES | | |
| 10 | FR-SLEEVE-EXT | Friedrich Wall Sleeve Adapter, 3-in, For 11-1/2 in, Deep Sleeve |
| 11 | SLEEVE-EXT-2IN | Wall Sleeve 2-in Steel SnapEase, 42 x 16 x 2 -Alpine Beige |
| 12 | SLEEVE-MOLDING | Wall Sleeve Molding Trim Kit, Steel, 42 x 16 -Alpine Beige |
| PTAC REAR GRILLES | | |
| 13 | GRILLE-ALU-CLEAR | Grille, Aluminum Architectural, 42 x 16 -Clear |
| 14 | GRILLE-ALU-ALPIN | Grille, Aluminum Architectural, 42 x 16 -Alpine Beige |
| 15 | GRILLE-ALU-BEIGE | Grille, Aluminum Architectural, 42 x 16 -Beige |
| 16 | GRILLE-ALU-BRONZ | Grille, Aluminum Architectural, 42 x 16 -Light Bronze |
| 17 | GRILLE-ALU-MBRNZ | Grille, Aluminum Architectural, 42 x 16 -Medium Bronze |
| 18 | GRILLE-ALU-DBRNZ | Grille, Aluminum Architectural, 42 x 16 -Dark Bronze |
| 19 | GRILLE-ALU-SDOVE | Grille, Aluminum Architectural, 42 x 16 -Soft Dove |
| 20 | GRILLE-ALU-WHITE | Grille, Aluminum Architectural, 42 x 16 -Antique White |
| 21 | GRILLE-ALU-WHITE | Grille, Aluminum Architectural, 42 x 16 -Ultra White |
| 22 | GRILLE-PLA-ALPIN | Grille, Polymer Architectural, 42 x 16 -Alpine Beige |
| 23 | GRILLE-PLA-BEIGE | Grille, Polymer Architectural, 42 x 16 -Beige |
| 24 | GRILLE-PLA-DBRNZ | Grille, Polymer Architectural, 42 x 16 -Dark Bronze |
| 25 | GRILLE-PLA-SDOVE | Grille, Polymer Architectural, 42 x 16 -Soft Dove |
| 26 | GRILLE-PLA-WHITE | Grille, Polymer Architectural, 42 x 16 -White |
| 27 | GRILLE-ALU-STAMP | Grille, Stamped Aluminum, 42 x 16, -Clear |
| CONDENSATE DRAIN KIT | | |
| 28 | DRAIN-KIT-1PK | Drain Kit, Includes Parts for Straight, 90-deg and Internal Drains |
| PTAC ELECTRICAL ASSECCORIES | | |
| 29 | E2-CI-230V-15A | Conduit Interface Kit, ETAC2, 208/230v 15 amps |
| 30 | E2-CI-230V-20A | Conduit Interface Kit, ETAC2, 208/230v 20 amps |
| 31 | E2-CI-230V-30A | Conduit Interface Kit, ETAC2, 208/230v 30 amps |
| 32 | E2-CI-265V-15A | Conduit Interface Kit, ETAC2, 265v 15 amps |
| 33 | E2-CI-265V-20A | Conduit Interface Kit, ETAC2, 265v 20 amps |
| 34 | E2-CI-265V-30A | Conduit Interface Kit, ETAC2, 265v 30 amps |
| 35 | E2-HW-230V-15A | Hardwire Kit, ETAC2, 208/230v 15 amps |
| 36 | E2-HW-230V-20A | Hardwire Kit, ETAC2, 208/230v 20 amps |
| 37 | E2-HW-230V-30A | Hardwire Kit, ETAC2, 208/230v 30 amps |
| 38 | E2-HW-265V-15A | Hardwire Kit, ETAC2, 265v 15 amps |
| 39 | E2-HW-265V-20A | Hardwire Kit, ETAC2, 265v 20 amps |
| 40 | E2-HW-265V-30A | Hardwire Kit, ETAC2, 265v 30 amps |
| 41 | E2-SUB-HW-230V-15A | Hardwire Kit for Subbase, ETAC2, 208/230v 15 amps |
| 42 | E2-SUB-HW-230V-20A | Hardwire Kit for Subbase, ETAC2, 208/230v 20 amps |
| 43 | E2-SUB-HW-230V-30A | Hardwire Kit for Subbase, ETAC2, 208/230v 30 amps |
| 44 | E2-SUB-HW-265V-15A | Hardwire Kit for Subbase, ETAC2, 265v 15 amps |
| 45 | E2-SUB-HW-265V-20A | Hardwire Kit for Subbase, ETAC2, 265v 20 amps |
| 46 | E2-SUB-HW-265V-30A | Hardwire Kit for Subbase, ETAC2, 265v 30 amps |
| PTAC SUBBASES AND COMPONENTS | | |
| 47 | SUBBASE-230V-15A | Subbase, Electrical 208/230V 15A |
| 48 | SUBBASE-230V-20A | Subbase, Electrical , 208/230V 20A |
| 49 | SUBBASE-230V-30A | Subbase, Electrical , 208/230V 30A |
| 50 | SUBBASE-265V-15A | Subbase, Electrical , 265V 15A |
| 51 | SUBBASE-265V-20A | Subbase, Electrical , 265V 20A |
| 52 | SUBBASE-265V-30A | Subbase, Electrical , 265V 30A |
| 53 | SUBBASE-HW-230V-15A | Subbase with Hardwire Whip, Electrical 208/230V 15A |
| 54 | SUBBASE-HW-230V-20A | Subbase with Hardwire Whip, Electrical 208/230V 20A |
| 55 | SUBBASE-HW-230V-30A | Subbase with Hardwire Whip, Electrical 208/230V 30A |
| 56 | SUBBASE-HW-265V-15A | Subbase with Hardwire Whip, Electrical 265V 15A |
| 57 | SUBBASE-HW-265V-20A | Subbase with Hardwire Whip, Electrical 265V 20A |
| 58 | SUBBASE-HW-265V-30A | Subbase with Hardwire Whip, Electrical 265V 30A |
| 59 | PTAC-SUBBASE-A | Subbase, Non-Electrical Subbase |
| 60 | SUBBASE-SWITCH-A | Subbase Switch Kit, DPST Disconnect Switch - 208/230/265V |
| 61 | SUBBASE-FUSE-15A | Subbase Fuse-Switch Kit, 15 amp 208/230/265v |
| 62 | SUBBASE-FUSE-20A | Subbase Fuse-Switch Kit, 20 amp 208/230/265v |
| 63 | SUBBASE-FUSE-30A | Subbase Fuse-Switch Kit, 30 amp 208/230/265v |
| 64 | SUBBASE-PANEL-A | Subbase Panel for PN: PTAC-SUBBASE-A |
| 65 | LEVELING-LEGS | Leveling Legs, adjustable to support and level unit, 2 per pack |
| PTAC ACCESSORIES | | |
| 66 | PTAC-DEFLECTOR-A | Air Deflector, Prevents discharge air blowing into curtains |
| LATERAL DUCT | | |
| 67 | LATERAL-DUCT | Lateral Duct, Includes Plenum and 4-ft Extension Duct - Alpine Beige |
| TTW ACCESSORIES | | |
| 68 | SLEEVE-TTW-25 | TTW Wall Sleeve, 25-inch Steel SnapEase -Alpine Beige |
| 69 | GRILLE-TTW-25-CLEAR | TTW Grille, 25-inch Aluminum Architectural -Clear |
| 70 | SLEEVE-TTW-26 | TTW Wall Sleeve, 26-inch Steel SnapEase -Alpine Beige |
| 71 | GRILLE-TTW-26-STAMP | TTW Grille, 26-inch Stamped Aluminum -Clear |
| 72 | GRILLE-TTW-26-CLEAR | TTW Grille, 26-inch Aluminum Architectural -Clear |
| DUCTFREE ACCESSORIES | | |
| 73 | DFS-SWITCH-A | Ductfree Switch Module, 3-pole Indoor Disconnect Switch |

Submittal Data: SLEEVE-POLY-SE-INS PTAC Standard Polymer Wall Sleeve

| | | |
|--------------|----------|--|
| Job Name | Location | Date |
| Purchaser | Engineer | |
| Submitted To | For | <input type="checkbox"/> Reference <input type="checkbox"/> Approval <input type="checkbox"/> Construction |
| Schedule No. | | |

GENERAL FEATURES

- Standard 42 x 16 x 13.9-in wall sleeve.
- Noncorrosive fiberglass-reinforced polyester compound.
- Stainless steel latches.
- Lined with acoustical & thermal insulation.
- Exterior weather barrier included for construction phase.
- Key hole slots for easy rear grille mounting.
- Rear drainage holes on right and left sides.



Specifications

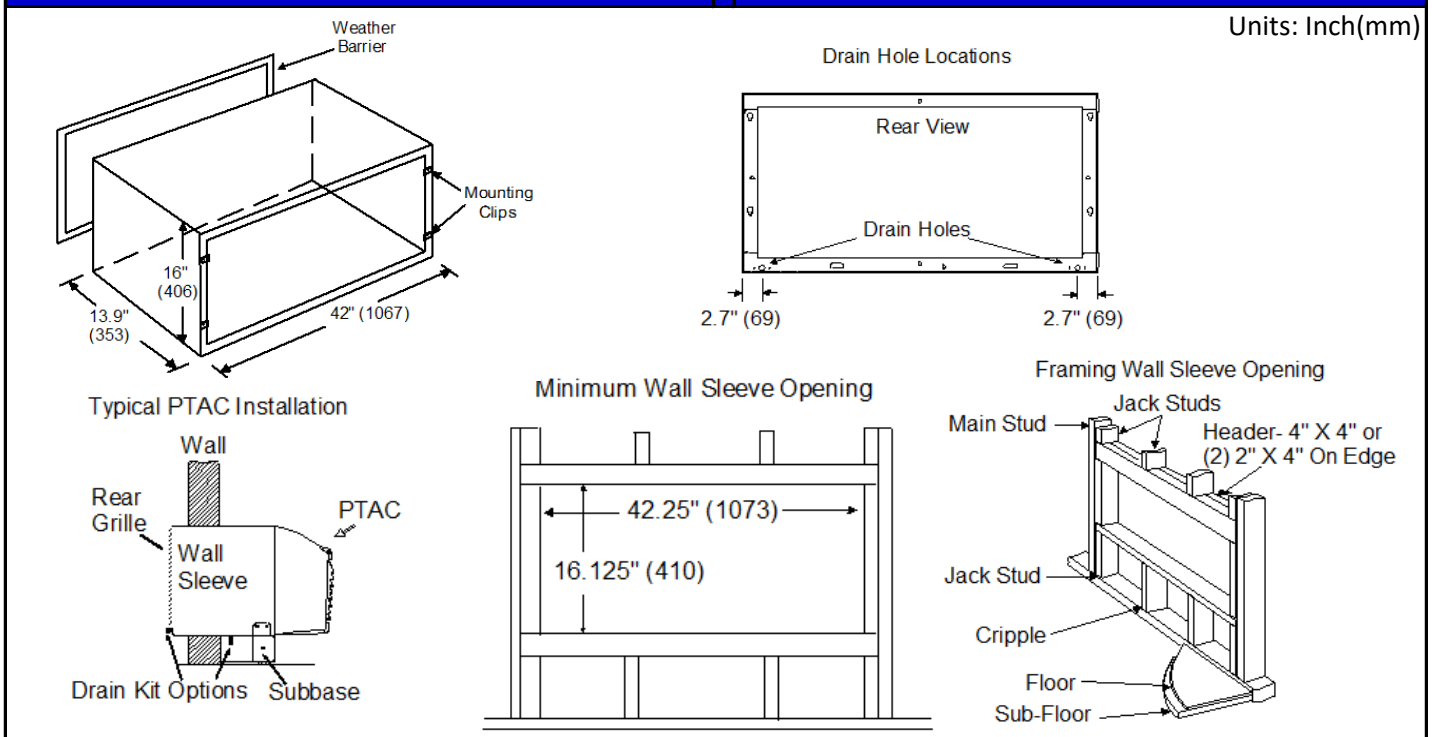
Material: Sheet Molding Compound (SMC) w/Fiberglass Reinforcement
 Fire Rating: UL-5V
 Insulation: Dual-density Fiber Glass
 Insulation Thickness: 0.25-in
 Color: Alpine Beige
 Finish: Lightly Textured
 Weather Barrier: Corrugated Fiberboard 275# TBST S.W. "B" Flute

Unit Dimensions

| | |
|--------|----------|
| Length | 42.0-in |
| Height | 16.0-in |
| Depth | 13.9-in |
| Weight | 24.0-lbs |

Shipping Dimensions

| | |
|------------|----------|
| Length | 45.5-in |
| Height | 3.25-in |
| Depth | 15.5-in |
| Weight | 24.5-lbs |
| Pallet Qty | 42 pcs |



Specifications are subject to change without notice. Manufacturer reserves the right to discontinue or modify specifications or designs without notice or without incurring obligations. All rights reserved.

Submittal Data: SLEEVE-POLY-SE-NON PTAC Standard Polymer Wall Sleeve

| | | |
|--------------|----------|--|
| Job Name | Location | Date |
| Purchaser | Engineer | |
| Submitted To | For | <input type="checkbox"/> Reference <input type="checkbox"/> Approval <input type="checkbox"/> Construction |
| Schedule No. | | |

GENERAL FEATURES

- Standard 42 x 16 x 13.9-in wall sleeve.
- Noncorrosive fiberglass-reinforced polyester compound.
- Stainless steel latches.
- Exterior weather barrier included for construction phase.
- Key hole slots for easy rear grille mounting.
- Rear drainage holes on right and left sides.



Specifications

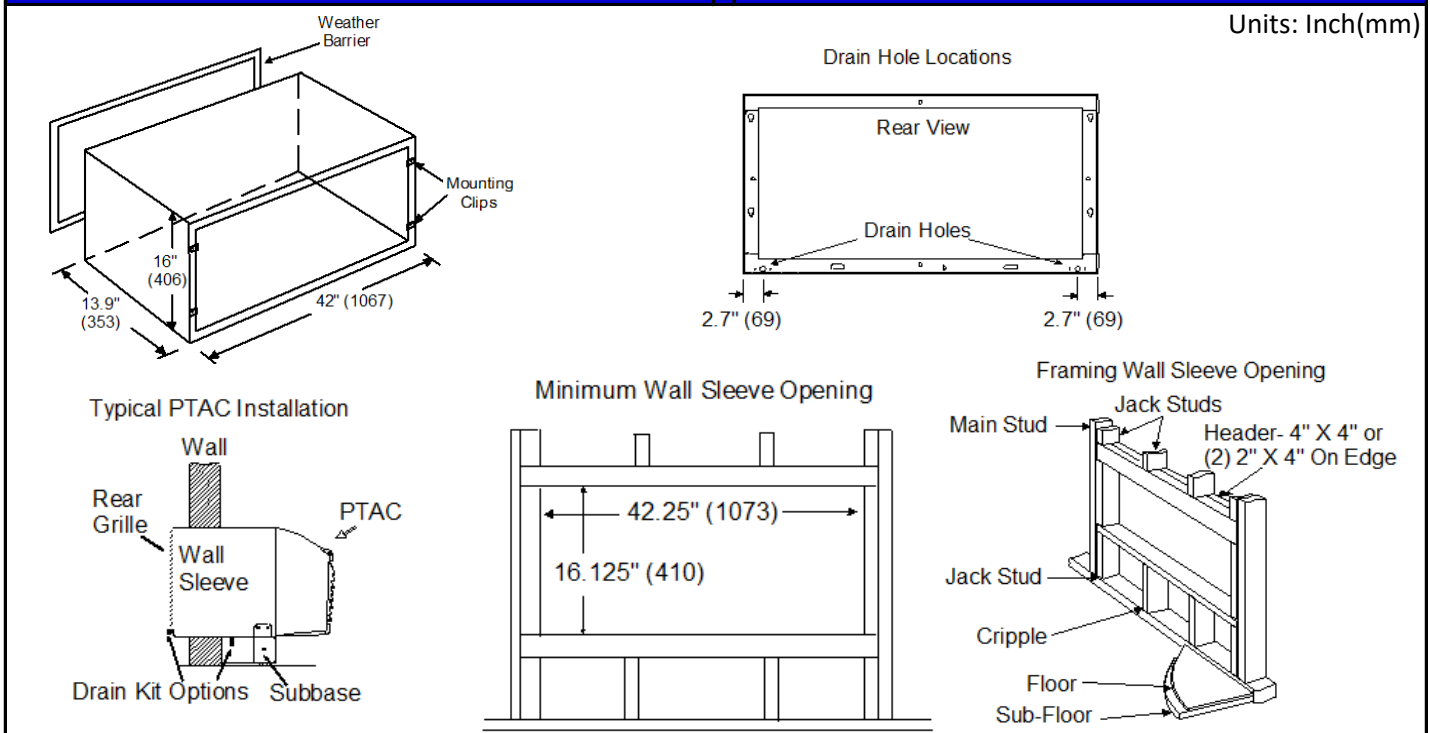
Material: Sheet Molding Compound (SMC) w/Fiberglass Reinforcement
 Fire Rating: UL-5V
 Insulation: None
 Insulation Thickness: 0.0
 Color: Alpine Beige
 Finish: Lightly Textured
 Weather Barrier: Corrugated Fiberboard 275# TBST S.W. "B" Flute

Unit Dimensions

| | |
|--------|----------|
| Length | 42.0-in |
| Height | 16.0-in |
| Depth | 13.9-in |
| Weight | 22.0-lbs |

Shipping Dimensions

| | |
|------------|----------|
| Length | 45.5-in |
| Height | 3.25-in |
| Depth | 15.5-in |
| Weight | 22.5-lbs |
| Pallet Qty | 42 pcs |



Specifications are subject to change without notice. Manufacturer reserves the right to discontinue or modify specifications or designs without notice or without incurring obligations. All rights reserved.

Submittal Data: PTAC-SLEEVE-SE-INS PTAC Standard Metal Wall Sleeve

| | | |
|--------------|----------|--|
| Job Name | Location | Date |
| Purchaser | Engineer | |
| Submitted To | For | <input type="checkbox"/> Reference <input type="checkbox"/> Approval <input type="checkbox"/> Construction |
| Schedule No. | | |

GENERAL FEATURES

- Standard 42 x 16 x 13.75-in wall sleeve.
- Lined with acoustical & thermal insulation.
- Made of heavy duty Galvanized steel.
- Powder coated paint for superior adhesion & protection.
- Exterior weather barrier included for construction phase.
- Key hole slots for easy rear grille mounting.
- Rear drainage holes on right and left sides.



Specifications

Material: Hot Dip Galvanized Steel
 Material Thickness*: 0.0433 to 0.0480-in
 Insulation: Dual-density Fiber Glass
 Insulation Thickness: 0.25-in
 Color: Alpine Beige
 Finish: Lightly Textured
 Weather Barrier: Corrugated Fiberboard 275# TBST S.W. "B" Flute

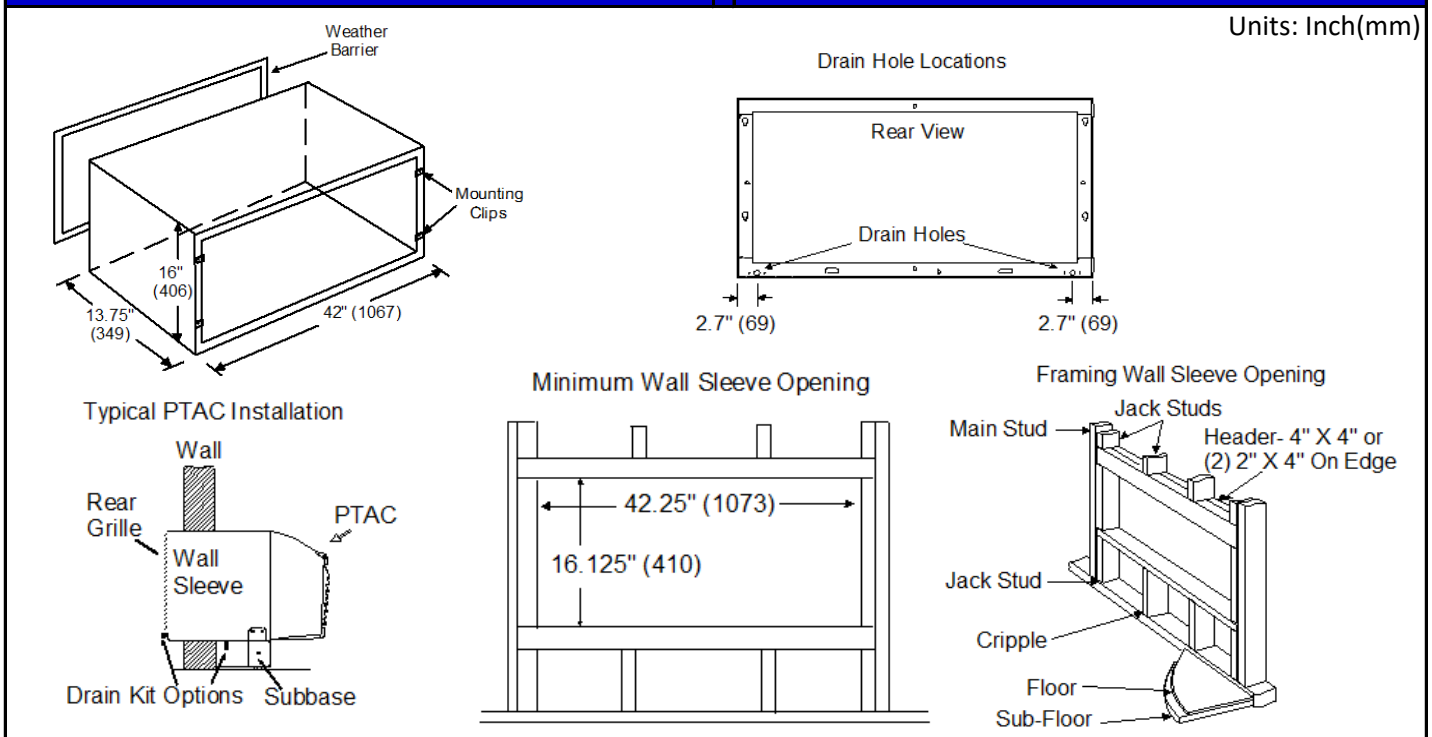
* including paint.

Unit Dimensions

| | |
|--------|----------|
| Length | 42.0-in |
| Height | 16.0-in |
| Depth | 13.75-in |
| Weight | 28.0-lbs |

Shipping Dimensions

| | |
|------------|----------|
| Length | 45.5-in |
| Height | 3.0-in |
| Depth | 15.0-in |
| Weight | 28.5-lbs |
| Pallet Qty | 42 pcs |



Specifications are subject to change without notice. Manufacturer reserves the right to discontinue or modify specifications or designs without notice or without incurring obligations. All rights reserved.

Submittal Data: PTAC-SLEEVE-A PTAC Standard Metal Wall Sleeve

| | | |
|--------------|----------|--|
| Job Name | Location | Date |
| Purchaser | Engineer | |
| Submitted To | For | <input type="checkbox"/> Reference <input type="checkbox"/> Approval <input type="checkbox"/> Construction |
| Schedule No. | | |

GENERAL FEATURES

- Standard 42 x 16 x 13.75-in wall sleeve.
- Lined with acoustical & thermal insulation.
- Made of heavy duty Galvanized steel.
- Powder coated paint for superior adhesion & protection.
- Exterior weather barrier included for construction phase.
- Key hole slots for easy rear grille mounting.
- Rear drainage holes on right and left sides.



Specifications

Material: Hot Dip Galvanized Steel
 Material Thickness*: 0.0433 to 0.0480-in
 Insulation: Dual-density Fiber Glass
 Insulation Thickness: 0.25-in
 Color: Alpine Beige
 Finish: Lightly Textured
 Weather Barrier: Corrugated Fiberboard 275# TBST S.W. "B" Flute

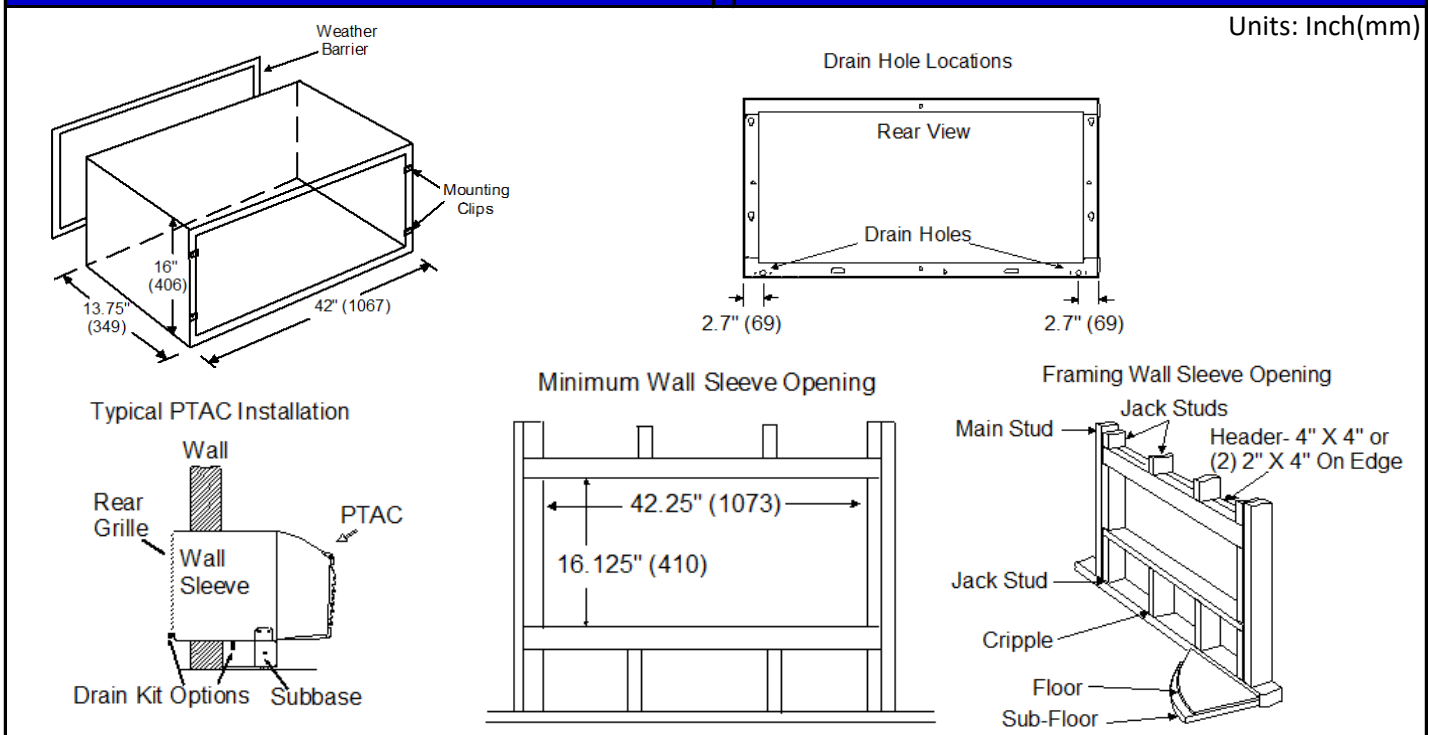
* * including paint.

Unit Dimensions

| | |
|--------|----------|
| Length | 42.0-in |
| Height | 16.0-in |
| Depth | 13.75-in |
| Weight | 28.0-lbs |

Shipping Dimensions

| | |
|------------|----------|
| Length | 43.5-in |
| Height | 16.75-in |
| Depth | 14.5-in |
| Weight | 28.5-lbs |
| Pallet Qty | 9 pcs |



Specifications are subject to change without notice. Manufacturer reserves the right to discontinue or modify specifications or designs without notice or without incurring obligations. All rights reserved.

Submittal Data: PTAC-SLEEVE-SE-EXT16 PTAC Extended Metal Wall Sleeve

| | | |
|--------------|--|------|
| Job Name | Location | Date |
| Purchaser | Engineer | |
| Submitted To | For <input type="checkbox"/> Reference <input type="checkbox"/> Approval <input type="checkbox"/> Construction | |
| Schedule No. | | |

GENERAL FEATURES

- Extended 42 x 16 x 16-in wall sleeve.
- Lined with acoustical & thermal insulation.
- Made of heavy duty Galvanized steel.
- Powder coated paint for superior adhesion & protection.
- Exterior weather barrier included for construction phase.
- Key hole slots for easy rear grille mounting.
- Rear drainage holes on right and left sides.



Specifications

Material: Hot Dip Galvanized Steel
 Material Thickness*: 0.0433 to 0.0480-in
 Insulation: Dual-density Fiber Glass
 Insulation Thickness: 0.25-in
 Color: Alpine Beige
 Finish: Lightly Textured
 Weather Barrier: Corrugated Fiberboard 275# TBST S.W. "B" Flute

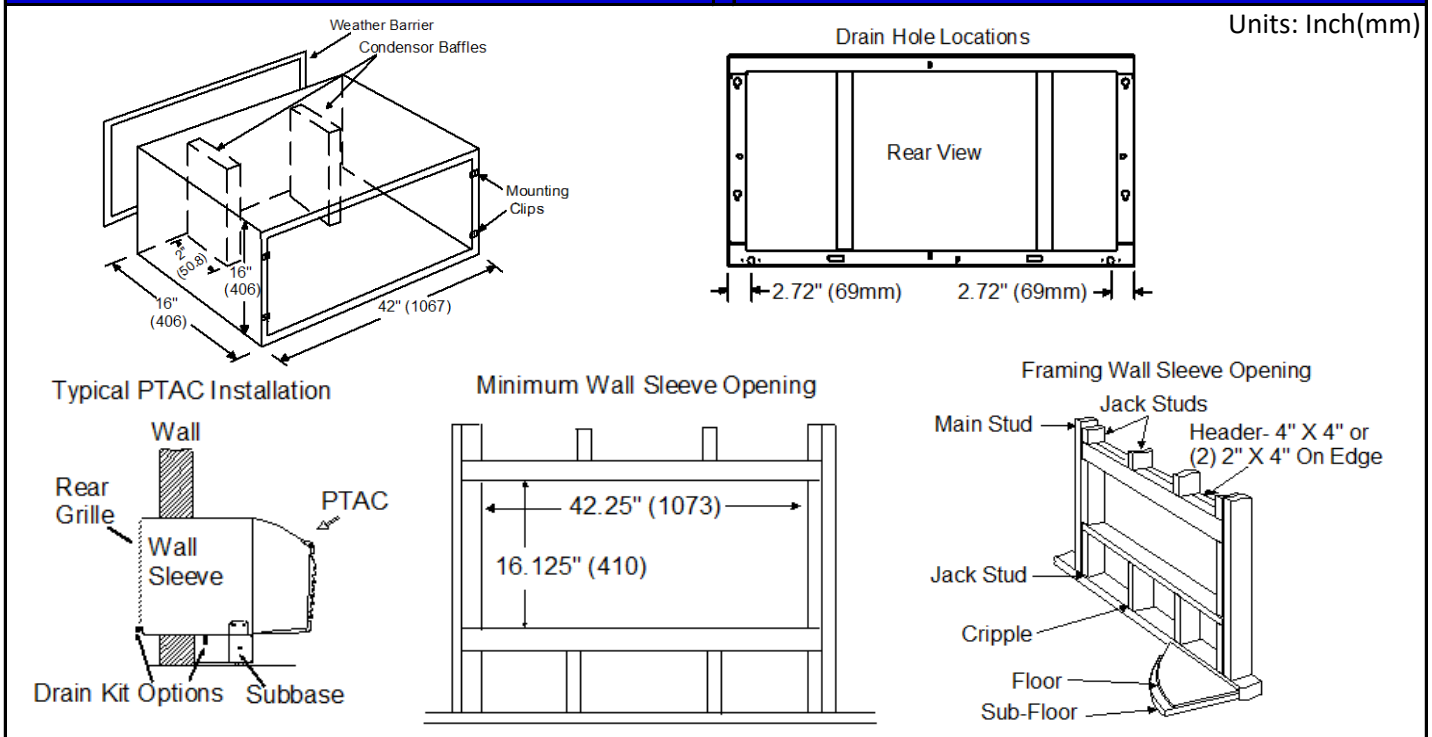
* including paint.

Unit Dimensions

| | |
|--------|----------|
| Length | 42.0-in |
| Height | 16.0-in |
| Depth | 16.0-in |
| Weight | 38.5-lbs |

Shipping Dimensions

| | |
|------------|----------|
| Length | 45.5-in |
| Height | 3.25-in |
| Depth | 17.0-in |
| Weight | 39.0-lbs |
| Pallet Qty | 28 pcs |



Specifications are subject to change without notice. Manufacturer reserves the right to discontinue or modify specifications or designs without notice or without incurring obligations. All rights reserved.

Submittal Data: PTAC-SLEEVE-SE-EXT18 PTAC Extended Metal Wall Sleeve

| | | |
|--------------|--|------|
| Job Name | Location | Date |
| Purchaser | Engineer | |
| Submitted To | For <input type="checkbox"/> Reference <input type="checkbox"/> Approval <input type="checkbox"/> Construction | |
| Schedule No. | | |

GENERAL FEATURES

- Extended 42 x 16 x 18-in wall sleeve.
- Lined with acoustical & thermal insulation.
- Made of heavy duty Galvanized steel.
- Powder coated paint for superior adhesion & protection.
- Exterior weather barrier included for construction phase.
- Key hole slots for easy rear grille mounting.
- Rear drainage holes on right and left sides.



Specifications

Material: Hot Dip Galvanized Steel
 Material Thickness*: 0.0433 to 0.0480-in
 Insulation: Dual-density Fiber Glass
 Insulation Thickness: 0.25-in
 Color: Alpine Beige
 Finish: Lightly Textured
 Weather Barrier: Corrugated Fiberboard 275# TBST S.W. "B" Flute

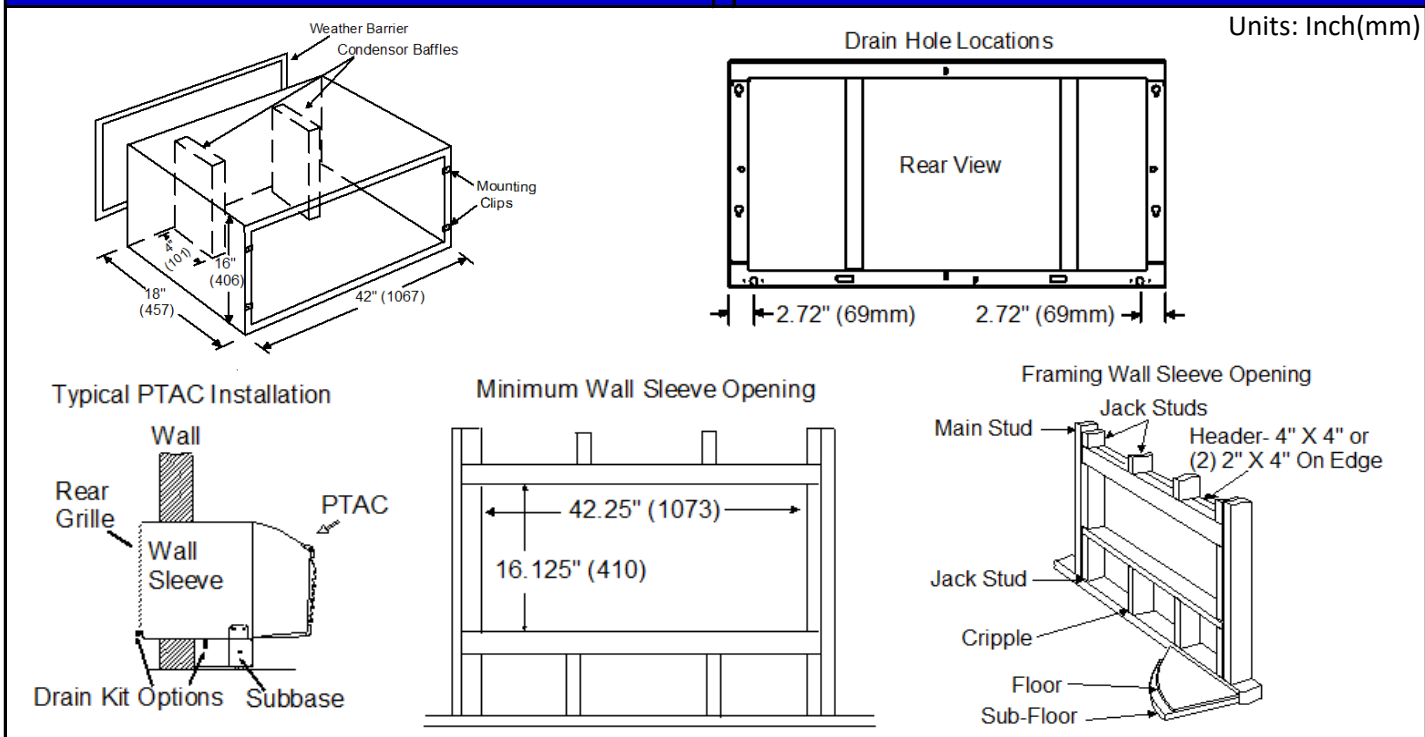
* including paint.

Unit Dimensions

| | |
|--------|----------|
| Length | 42.0-in |
| Height | 16.0-in |
| Depth | 18.0-in |
| Weight | 44.0-lbs |

Shipping Dimensions

| | |
|------------|----------|
| Length | 46.5-in |
| Height | 3.25-in |
| Depth | 19.0-in |
| Weight | 44.5-lbs |
| Pallet Qty | 28 pcs |



Specifications are subject to change without notice. Manufacturer reserves the right to discontinue or modify specifications or designs without notice or without incurring obligations. All rights reserved.

Submittal Data: PTAC-SLEEVE-SE-EXT24 PTAC Extended Metal Wall Sleeve

| | | |
|--------------|--|------|
| Job Name | Location | Date |
| Purchaser | Engineer | |
| Submitted To | For <input type="checkbox"/> Reference <input type="checkbox"/> Approval <input type="checkbox"/> Construction | |
| Schedule No. | | |

GENERAL FEATURES

- Extended 42 x 16 x 24-in wall sleeve.
- Lined with acoustical & thermal insulation.
- Made of heavy duty Galvanized steel.
- Powder coated paint for superior adhesion & protection.
- Exterior weather barrier included for construction phase.
- Key hole slots for easy rear grille mounting.
- Rear drainage holes on right and left sides.



Specifications

Material: Hot Dip Galvanized Steel
 Material Thickness*: 0.0433 to 0.0480-in
 Insulation: Dual-density Fiber Glass
 Insulation Thickness: 0.25-in
 Color: Alpine Beige
 Finish: Lightly Textured
 Weather Barrier: Corrugated Fiberboard 275# TBST S.W. "B" Flute

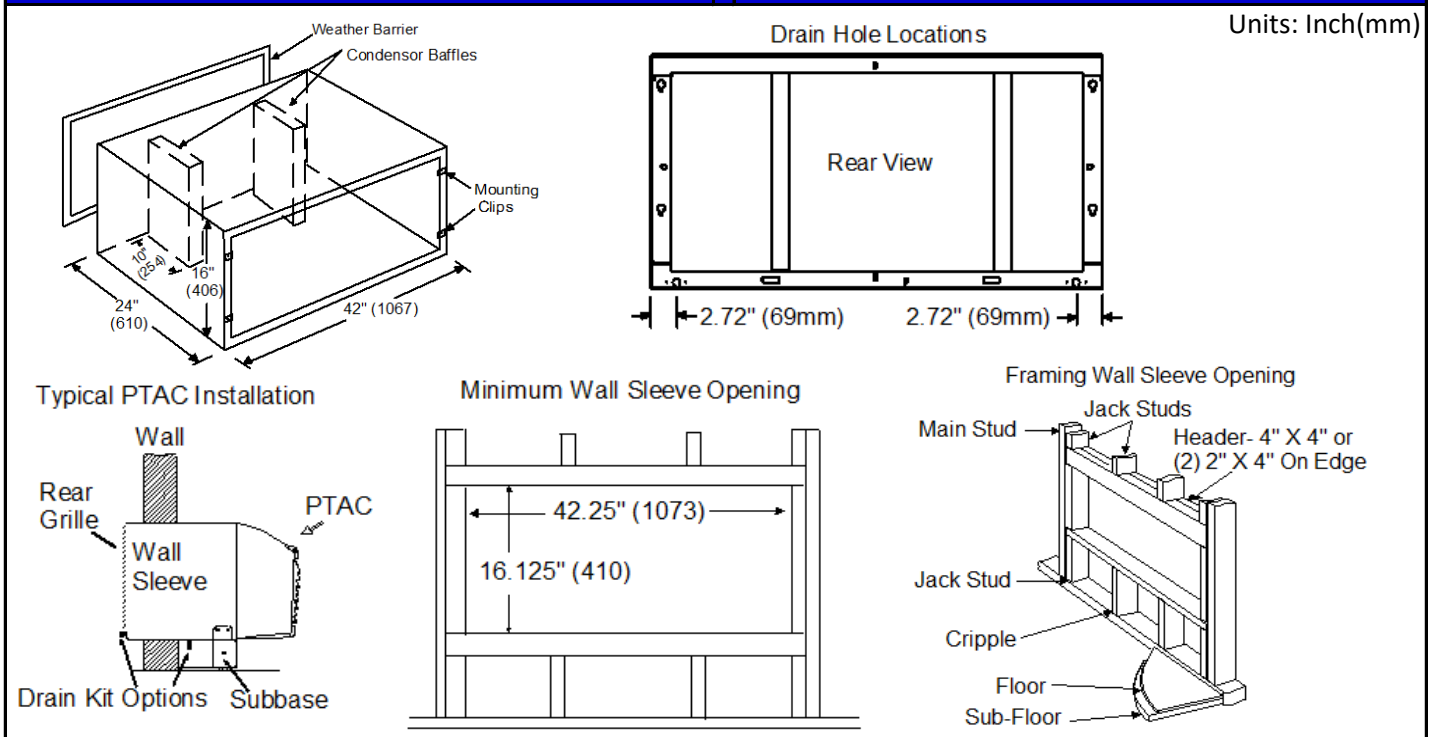
* * including paint.

Unit Dimensions

| | |
|--------|----------|
| Length | 42.0-in |
| Height | 16.0-in |
| Depth | 24.0-in |
| Weight | 59.0-lbs |

Shipping Dimensions

| | |
|------------|----------|
| Length | 45.25-in |
| Height | 4.0-in |
| Depth | 25.75-in |
| Weight | 59.5-lbs |
| Pallet Qty | 24 pcs |




Specifications are subject to change without notice. Manufacturer reserves the right to discontinue or modify specifications or designs without notice or without incurring obligations. All rights reserved.

Submittal Data: SLEEVE-EXT-2IN Wall Sleeve Extender

| | | |
|--------------|--|------|
| Job Name | Location | Date |
| Purchaser | Engineer | |
| Submitted To | For <input type="checkbox"/> Reference <input type="checkbox"/> Approval <input type="checkbox"/> Construction | |
| Schedule No. | | |

GENERAL FEATURES

- 42 x 16 x 2-in wall sleeve extender.
- Fits on front side of standard wall sleeve.
- Lined with acoustical & thermal insulation.
- Made of heavy duty Galvanized steel.
- Powder coated paint for superior adhesion & protection.
- Includes (2) condenser air baffle/gasket extenders.
- Includes (4) mounting screws for wall sleeve attachment.



Specifications

Material: Hot Dip Galvanized Steel
 Material Thickness*: 0.0433 to 0.0480-in
 Insulation: Dual-density Fiber Glass
 Insulation Thickness: 0.25-in
 Color: Alpine Beige
 Finish: Lightly Textured
 Condenser Baffles/Gaskets: 12.5 x 2 x 2-in (closed cell foam)

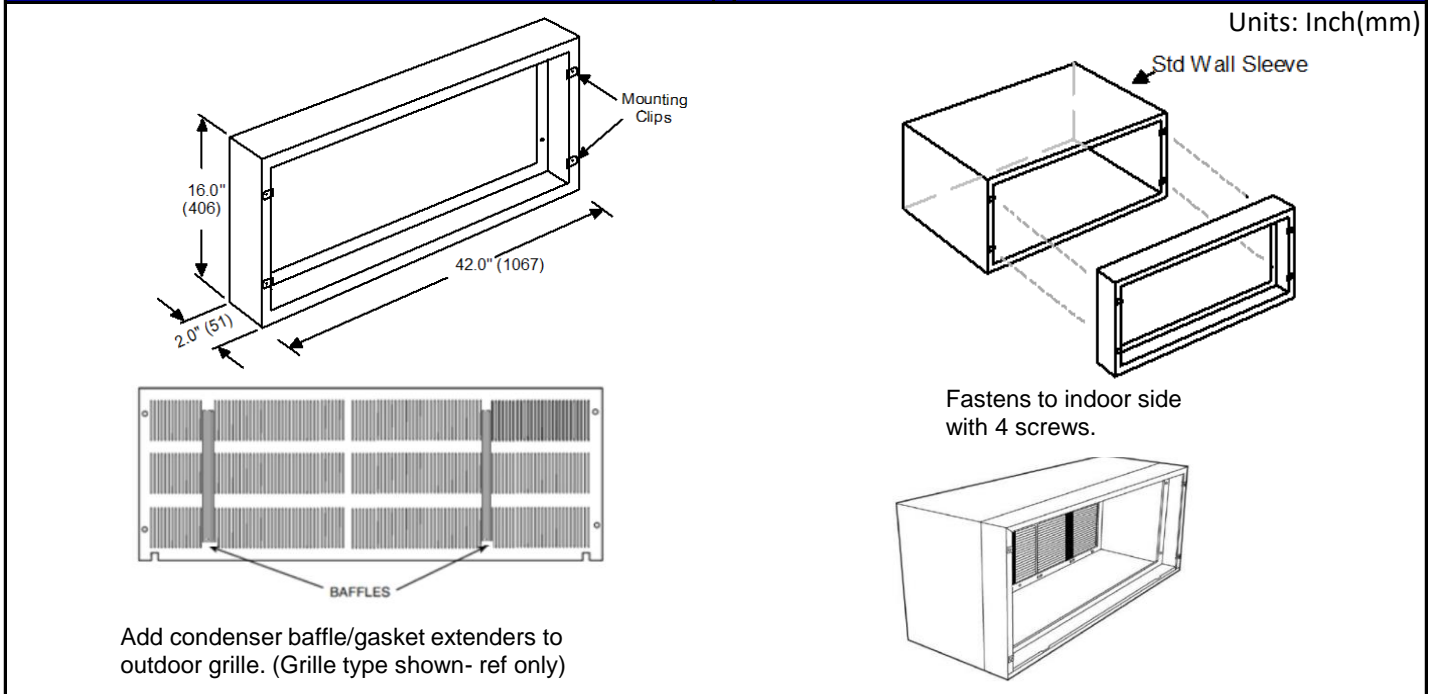
* including paint.

Unit Dimensions

| | |
|--------|---------|
| Length | 42.0-in |
| Height | 16.0-in |
| Depth | 2.0-in |
| Weight | 6-lbs |

Shipping Dimensions

| | |
|------------|----------|
| Length | 43.75-in |
| Height | 2.5-in |
| Depth | 16.5-in |
| Weight | 6.5-lbs |
| Pallet Qty | 32 pcs |



Specifications are subject to change without notice. Manufacturer reserves the right to discontinue or modify specifications or designs without notice or without incurring obligations. All rights reserved.

Submittal Data: FR-SLEEVE-EXT Friedrich Wall Sleeve Adapter

| | | |
|--------------|----------|--|
| Job Name | Location | Date |
| Purchaser | Engineer | |
| Submitted To | For | <input type="checkbox"/> Reference <input type="checkbox"/> Approval <input type="checkbox"/> Construction |
| Schedule No. | | |

GENERAL FEATURES

- 42 x 16 x 3-in Wall Sleeve Adapter.
- Fits on inside of Friedrich T-series wall sleeve.
- Lined with acoustical & thermal insulation.
- Made of heavy duty Galvanized steel.
- Powder coated paint for superior adhesion & protection.
- Includes (4) mounting screws for wall sleeve attachment.



Specifications

Material: Hot Dip Galvanized Steel
 Material Thickness*: 0.0433 to 0.0480-in
 Insulation: Dual-density Fiber Glass
 Insulation Thickness: 0.25-in
 Color: Cool Gray
 Finish: Lightly Textured

* including paint.

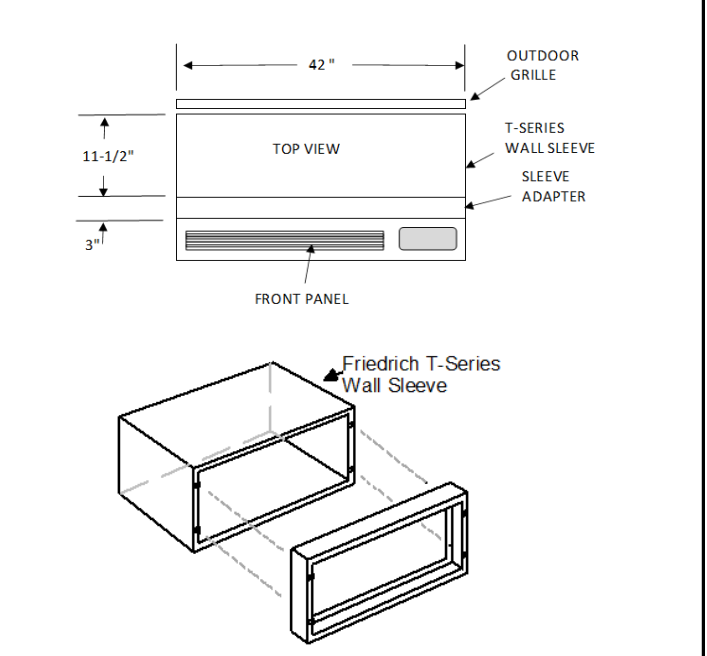
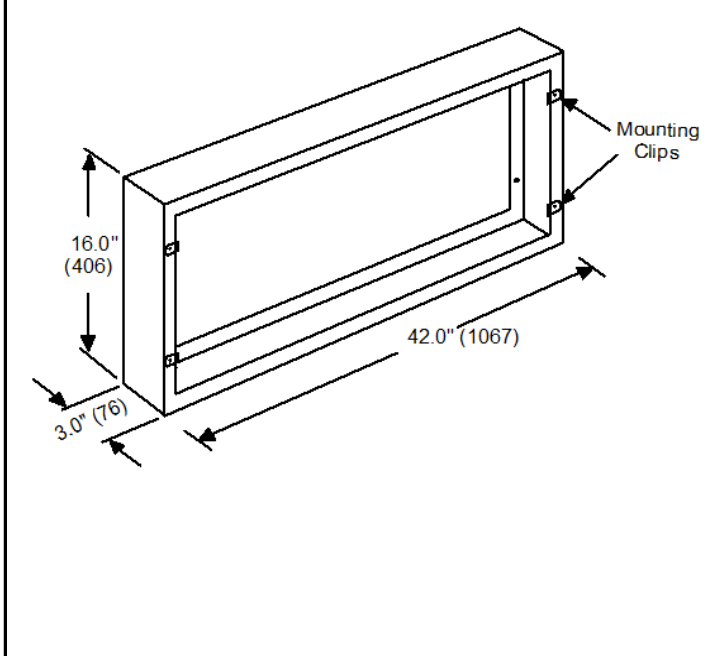
Unit Dimensions

| | |
|--------|---------|
| Length | 42.0-in |
| Height | 16.0-in |
| Depth | 3.0-in |
| Weight | 7.5-lbs |

Shipping Dimensions

| | |
|------------|----------|
| Length | 43.75-in |
| Height | 3.5-in |
| Depth | 16.5-in |
| Weight | 8-lbs |
| Pallet Qty | 22 pcs |

Units: Inch(mm)




Specifications are subject to change without notice. Manufacturer reserves the right to discontinue or modify specifications or designs without notice or without incurring obligations. All rights reserved.

Submittal Data: SLEEVE-MOLDING Wall Sleeve Trim Molding

| | | |
|--------------|--|------|
| Job Name | Location | Date |
| Purchaser | Engineer | |
| Submitted To | For <input type="checkbox"/> Reference <input type="checkbox"/> Approval <input type="checkbox"/> Construction | |
| Schedule No. | | |

GENERAL FEATURES

- Fits standard 42 x 16 -in wall sleeves.
- Trims sleeve to wall and hides construction imperfections.
- One piece/No assembly.
- Made of heavy duty steel.
- Powder coated paint for superior adhesion & protection.

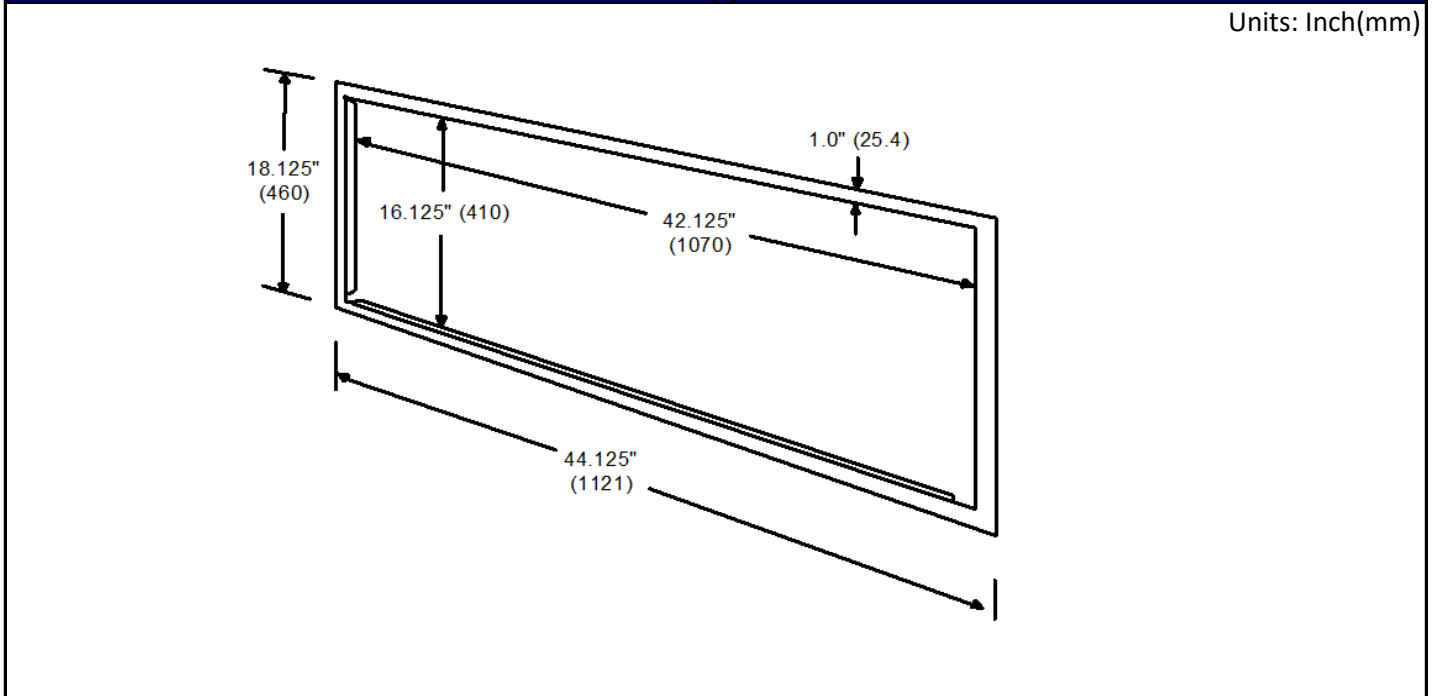


Specifications

Material: Steel
 Material Thickness*: 0.0433 to 0.0480-in
 Color: Alpine Beige
 Finish: Lightly Textured

* including paint.

| Unit Dimensions (inside) | |
|--------------------------|-----------|
| Length | 42.125-in |
| Height | 16.125-in |
| Depth | 0.5-in |
| Weight | 3.0-lbs |
| Shipping Dimensions | |
| Length | 45-in |
| Height | 1.0-in |
| Depth | 18.5-in |
| Weight | 3.5-lbs |
| Pallet Qty | 80 pcs |



Specifications are subject to change without notice. Manufacturer reserves the right to discontinue or modify specifications or designs without notice or without incurring obligations. All rights reserved.

Submittal Data: GRILLE-ALU-CLEAR Architectural Aluminum Grille

| | | |
|--------------|--|------|
| Job Name | Location | Date |
| Purchaser | Engineer | |
| Submitted To | For <input type="checkbox"/> Reference <input type="checkbox"/> Approval <input type="checkbox"/> Construction | |
| Schedule No. | | |

GENERAL FEATURES

- Decorative architectural style aluminum grille.
- Clear anodized aluminum color.
- 42 in. x 16 in. design.
- Designed to be mounted easily from inside the room.
- Right & left drain hole knockouts provided.
- Condenser air baffle/gaskets with vertical air deflectors.



Specifications

Material: Extruded aluminum, Alloy 6063-T5
 Finish: Clear Anodized
 Louver Thickness: 0.04 inch (1.016 mm), nominal
 Louver Pitch: 50°
 Condenser Free Area: 65.3 %

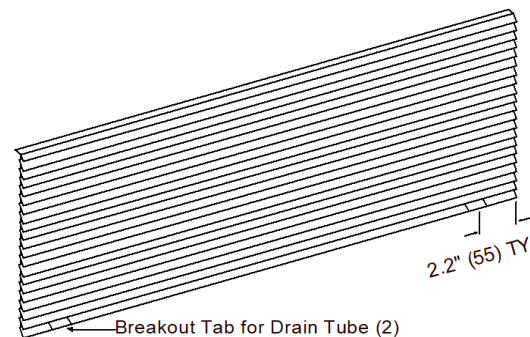
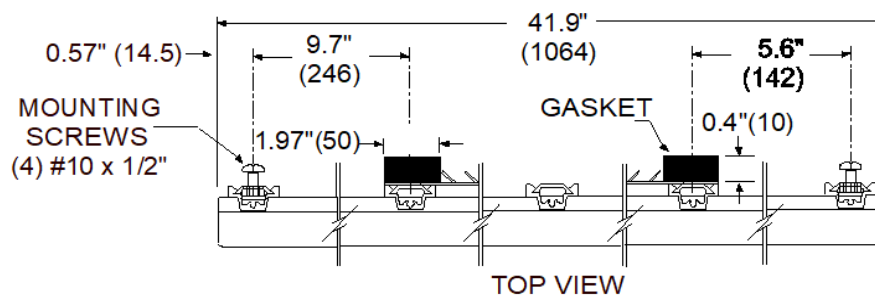
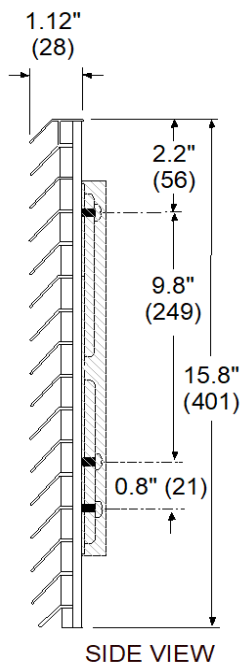
Unit Dimensions

| | |
|--------|---------|
| Length | 41.9-in |
| Height | 15.8-in |
| Depth | 1.12-in |
| Weight | 7.5-lbs |

Shipping Dimensions

| | |
|------------|---------|
| Length | 43.5-in |
| Height | 2-in |
| Depth | 16-in |
| Weight | 8-lbs |
| Pallet Qty | 44 pcs |

Units: Inch(mm)




Specifications are subject to change without notice. Manufacturer reserves the right to discontinue or modify specifications or designs without notice or without incurring obligations. All rights reserved.

Submittal Data: GRILLE-ALU-ALPIN Architectural Aluminum Grille

| | | |
|--------------|--|------|
| Job Name | Location | Date |
| Purchaser | Engineer | |
| Submitted To | For <input type="checkbox"/> Reference <input type="checkbox"/> Approval <input type="checkbox"/> Construction | |
| Schedule No. | | |

GENERAL FEATURES

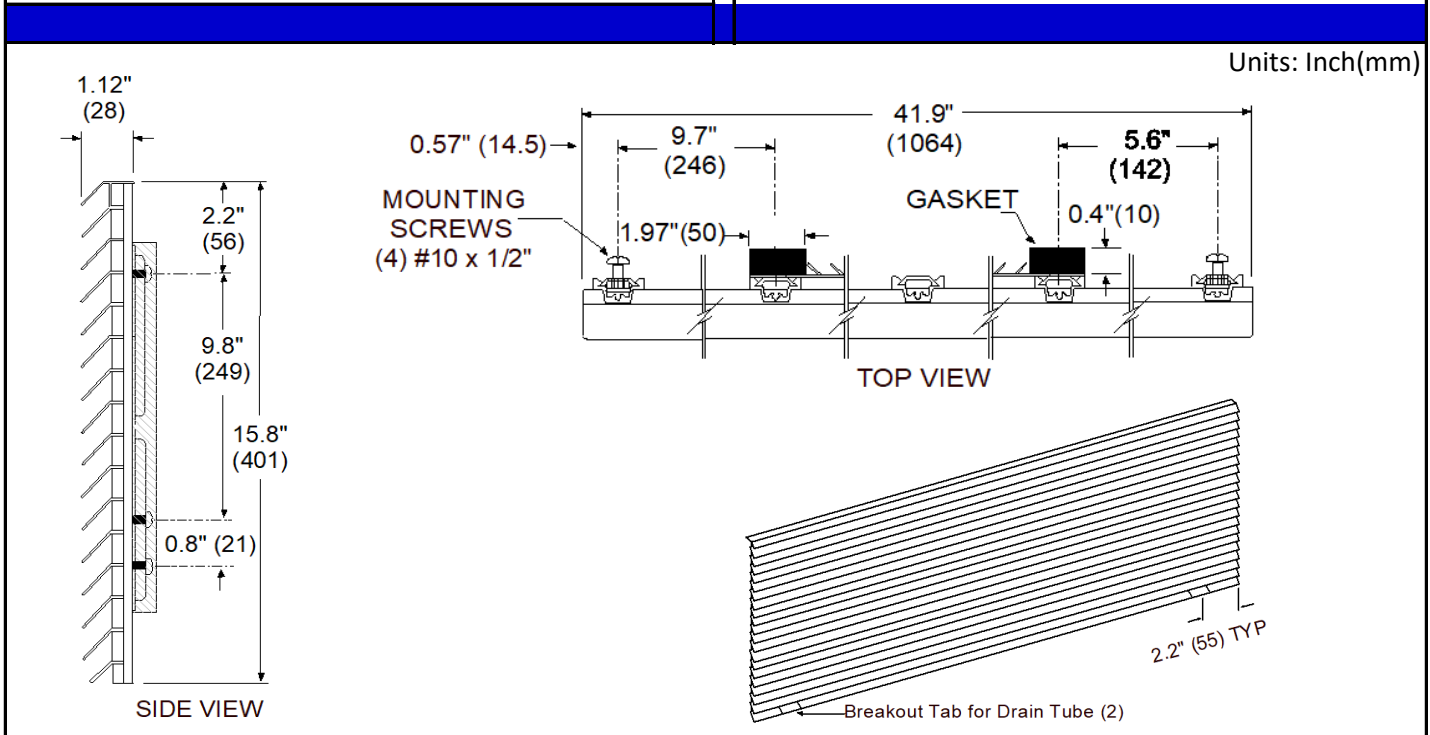
- Decorative architectural style aluminum grille.
- Powder coat painted for superior adhesion & protection.
- 42 in. x 16 in. design.
- Designed to be mounted easily from inside the room.
- Right & left drain hole knockouts provided.
- Condenser air baffle/gaskets with vertical air deflectors.



Specifications

Material: Extruded aluminum, Alloy 6063-T5
 Finish: Alpine Beige
 Louver Thickness: 0.04 inch (1.016 mm), nominal
 Louver Pitch: 50°
 Condenser Free Area: 65.3 %

| Unit Dimensions | |
|---------------------|---------|
| Length | 41.9-in |
| Height | 15.8-in |
| Depth | 1.12-in |
| Weight | 7.5-lbs |
| Shipping Dimensions | |
| Length | 43.5-in |
| Height | 2-in |
| Depth | 16-in |
| Weight | 8-lbs |
| Pallet Qty | 44 pcs |



Specifications are subject to change without notice. Manufacturer reserves the right to discontinue or modify specifications or designs without notice or without incurring obligations. All rights reserved.

Submittal Data: GRILLE-ALU-BEIGE Architectural Aluminum Grille

| | | |
|--------------|----------|--|
| Job Name | Location | Date |
| Purchaser | Engineer | |
| Submitted To | For | <input type="checkbox"/> Reference <input type="checkbox"/> Approval <input type="checkbox"/> Construction |

Schedule No. _____

GENERAL FEATURES

- Decorative architectural style aluminum grille.
- Powder coat painted for superior adhesion & protection.
- 42 in. x 16 in. design.
- Designed to be mounted easily from inside the room.
- Right & left drain hole knockouts provided.
- Condenser air baffle/gaskets with vertical air deflectors.



Specifications

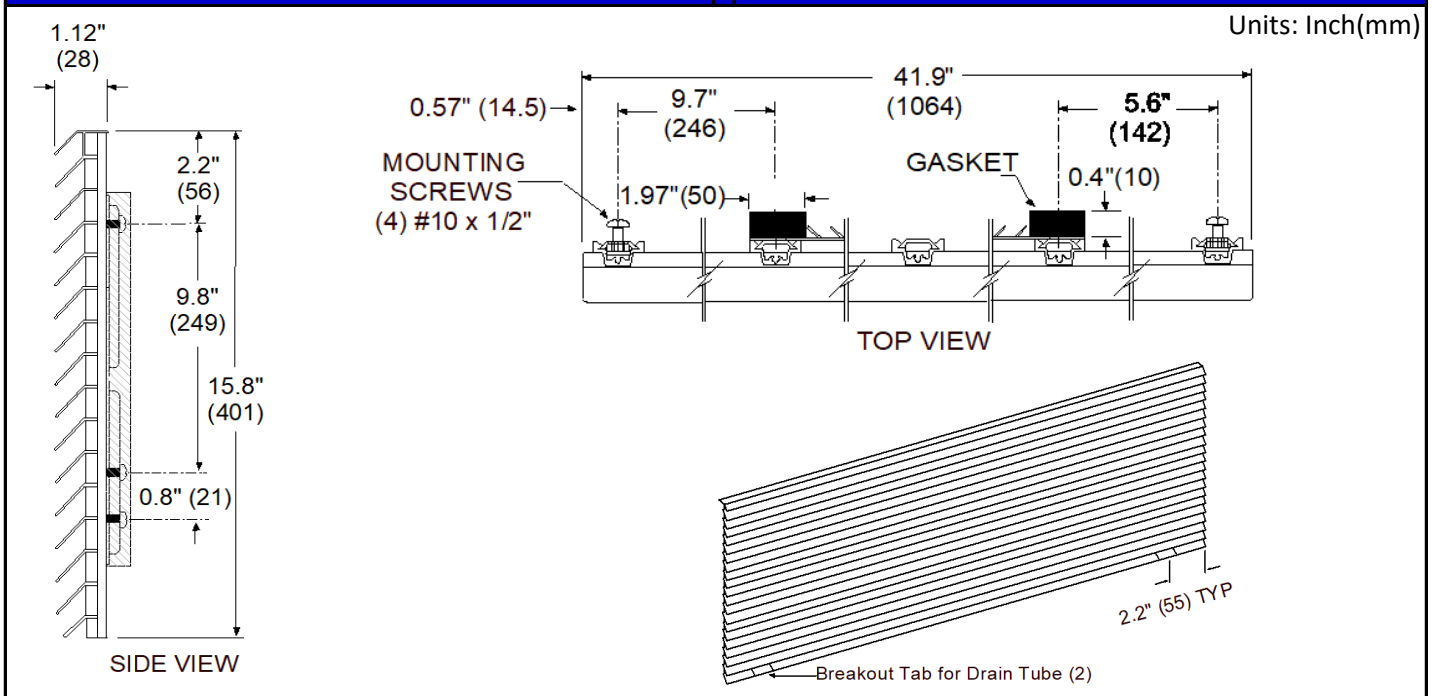
Material: Extruded aluminum, Alloy 6063-T5
 Finish: Beige
 Louver Thickness: 0.04 inch (1.016 mm), nominal
 Condenser Fin Pitch: 50°
 Louver Pitch: 50°

Unit Dimensions

| | |
|--------|---------|
| Length | 41.9-in |
| Height | 15.8-in |
| Depth | 1.12-in |
| Weight | 7.5-lbs |

Shipping Dimensions

| | |
|------------|---------|
| Length | 43.5-in |
| Height | 2-in |
| Depth | 16-in |
| Weight | 8-lbs |
| Pallet Qty | 44 pcs |




Specifications are subject to change without notice. Manufacturer reserves the right to discontinue or modify specifications or designs without notice or without incurring obligations. All rights reserved.

Submittal Data: GRILLE-ALU-BRONZ Architectural Aluminum Grille

| | | |
|--------------|--|------|
| Job Name | Location | Date |
| Purchaser | Engineer | |
| Submitted To | For <input type="checkbox"/> Reference <input type="checkbox"/> Approval <input type="checkbox"/> Construction | |
| Schedule No. | | |

GENERAL FEATURES

- Decorative architectural style aluminum grille.
- Powder coat painted for superior adhesion & protection.
- 42 in. x 16 in. design.
- Designed to be mounted easily from inside the room.
- Right & left drain hole knockouts provided.
- Condenser air baffle/gaskets with vertical air deflectors.



Specifications

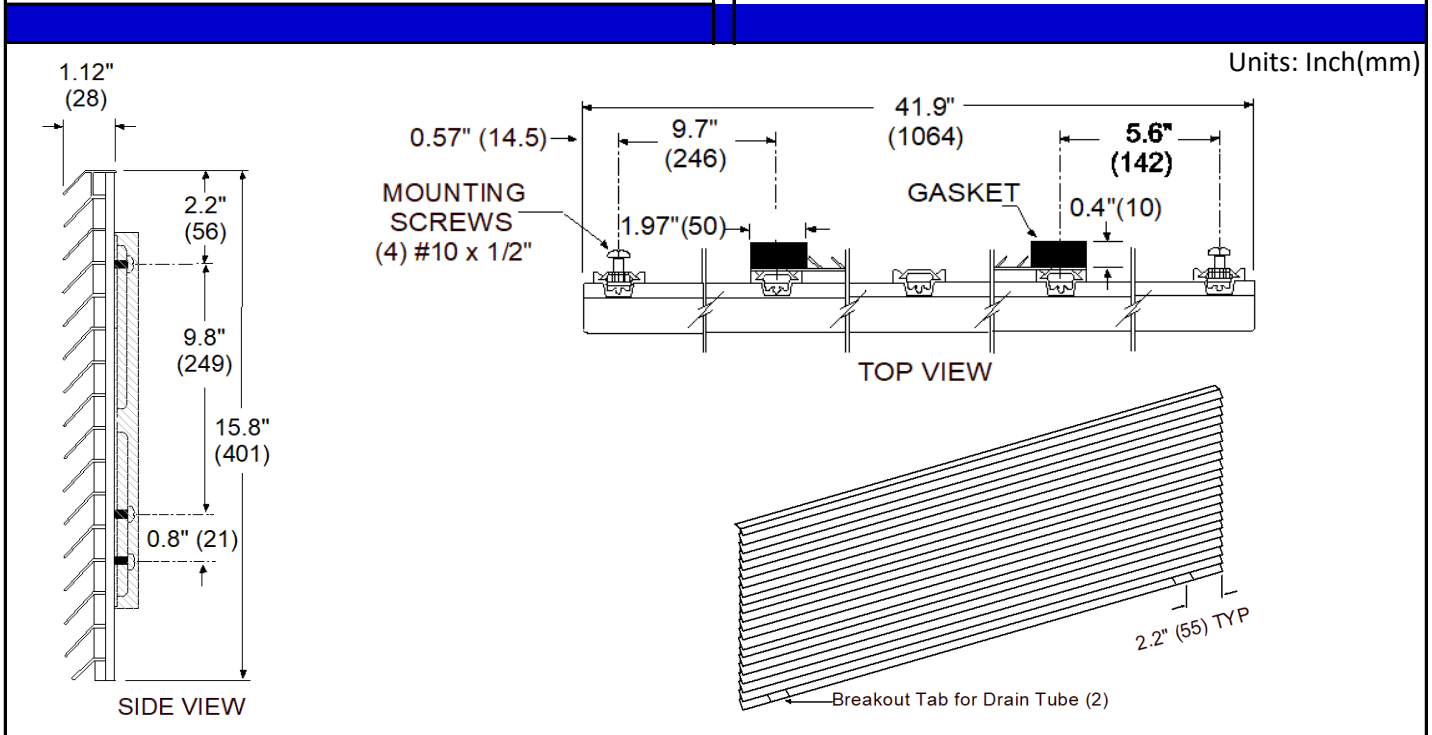
Material: Extruded aluminum, Alloy 6063-T5
 Finish: Bronze
 Louver Thickness: 0.04 inch (1.016 mm), nominal
 Louver Pitch: 50°
 Condenser Free Area: 65.3 %

Unit Dimensions

| | |
|--------|---------|
| Length | 41.9-in |
| Height | 15.8-in |
| Depth | 1.6-in |
| Weight | 7.5-lbs |

Shipping Dimensions

| | |
|------------|---------|
| Length | 43.5-in |
| Height | 2-in |
| Depth | 16-in |
| Weight | 8-lbs |
| Pallet Qty | 44 pcs |




Specifications are subject to change without notice. Manufacturer reserves the right to discontinue or modify specifications or designs without notice or without incurring obligations. All rights reserved.

Submittal Data: GRILLE-ALU-MBRONZ Architectural Aluminum Grille

| | | |
|--------------|----------|--|
| Job Name | Location | Date |
| Purchaser | Engineer | |
| Submitted To | For | <input type="checkbox"/> Reference <input type="checkbox"/> Approval <input type="checkbox"/> Construction |
| Schedule No. | | |

GENERAL FEATURES

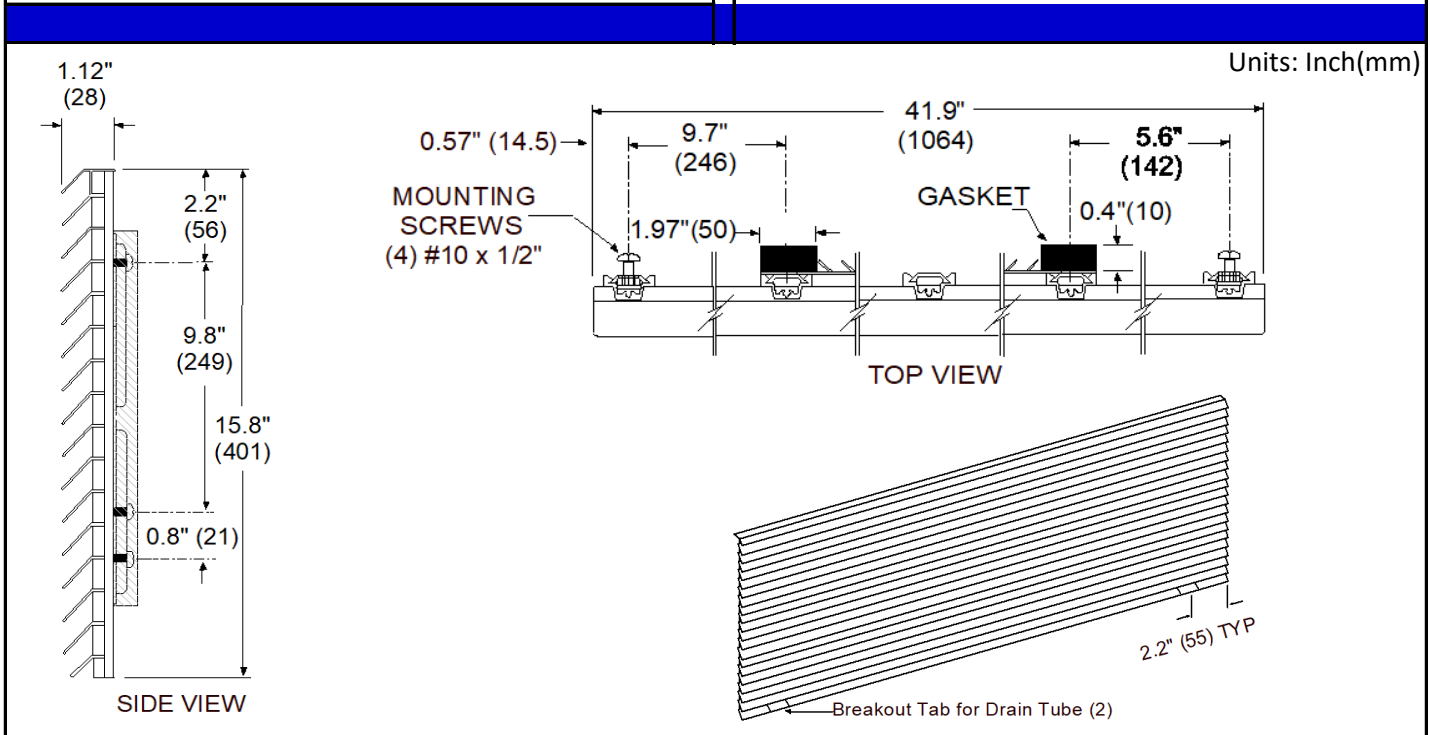
- Decorative architectural style aluminum grille.
- Powder coat painted for superior adhesion & protection.
- 42 in. x 16 in. design.
- Designed to be mounted easily from inside the room.
- Right & left drain hole knockouts provided.
- Condenser air baffle/gaskets with vertical air deflectors.



Specifications

Material: Extruded aluminum, Alloy 6063-T5
 Finish: Medium Bronze
 Louver Thickness: 0.04 inch (1.016 mm), nominal
 Louver Pitch: 50°
 Condenser Free Area: 65.3 %

| Unit Dimensions | |
|---------------------|---------|
| Length | 41.9-in |
| Height | 15.8-in |
| Depth | 1.6-in |
| Weight | 7.5-lbs |
| Shipping Dimensions | |
| Length | 43.5-in |
| Height | 2-in |
| Depth | 16-in |
| Weight | 8-lbs |
| Pallet Qty | 44 pcs |




Specifications are subject to change without notice. Manufacturer reserves the right to discontinue or modify specifications or designs without notice or without incurring obligations. All rights reserved.

Submittal Data: GRILLE-ALU-DBRONZ Architectural Aluminum Grille

| | | |
|--------------|----------|--|
| Job Name | Location | Date |
| Purchaser | Engineer | |
| Submitted To | For | <input type="checkbox"/> Reference <input type="checkbox"/> Approval <input type="checkbox"/> Construction |
| Schedule No. | | |

GENERAL FEATURES

- Decorative architectural style aluminum grille.
- Powder coat painted for superior adhesion & protection.
- 42 in. x 16 in. design.
- Designed to be mounted easily from inside the room.
- Right & left drain hole knockouts provided.
- Condenser air baffle/gaskets with vertical air deflectors.



Specifications

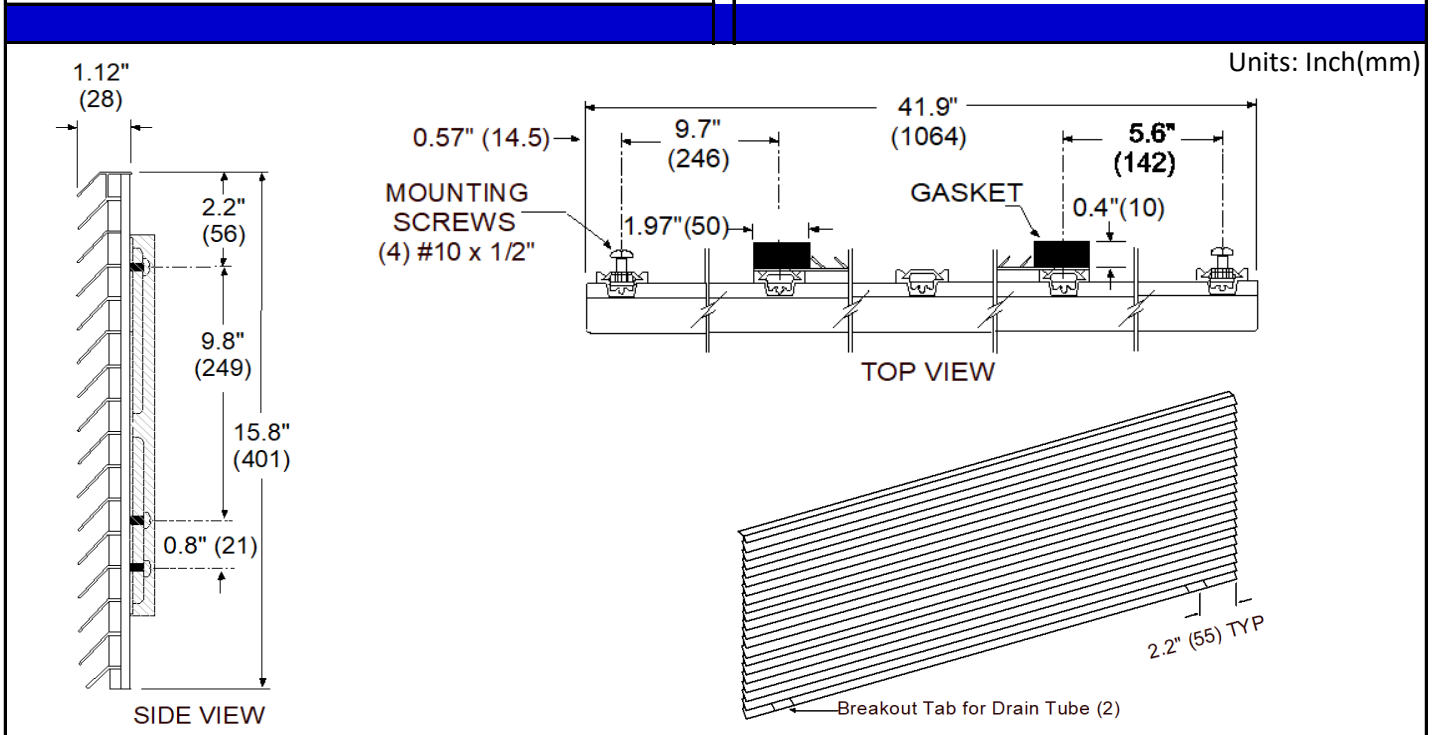
Material: Extruded aluminum, Alloy 6063-T5
 Finish: Dark Bronze/Brown
 Louver Thickness: 0.04 inch (1.016 mm), nominal
 Louver Pitch: 50°
 Condenser Free Area: 65.3 %

Unit Dimensions

| | |
|--------|---------|
| Length | 41.9-in |
| Height | 15.8-in |
| Depth | 1.12-in |
| Weight | 7.5-lbs |

Shipping Dimensions

| | |
|------------|---------|
| Length | 43.5-in |
| Height | 2-in |
| Depth | 16-in |
| Weight | 8-lbs |
| Pallet Qty | 44 pcs |




Specifications are subject to change without notice. Manufacturer reserves the right to discontinue or modify specifications or designs without notice or without incurring obligations. All rights reserved.

Submittal Data: GRILLE-ALU-SDOVE Architectural Aluminum Grille

| | | |
|--------------|----------|--|
| Job Name | Location | Date |
| Purchaser | Engineer | |
| Submitted To | For | <input type="checkbox"/> Reference <input type="checkbox"/> Approval <input type="checkbox"/> Construction |
| Schedule No. | | |

GENERAL FEATURES

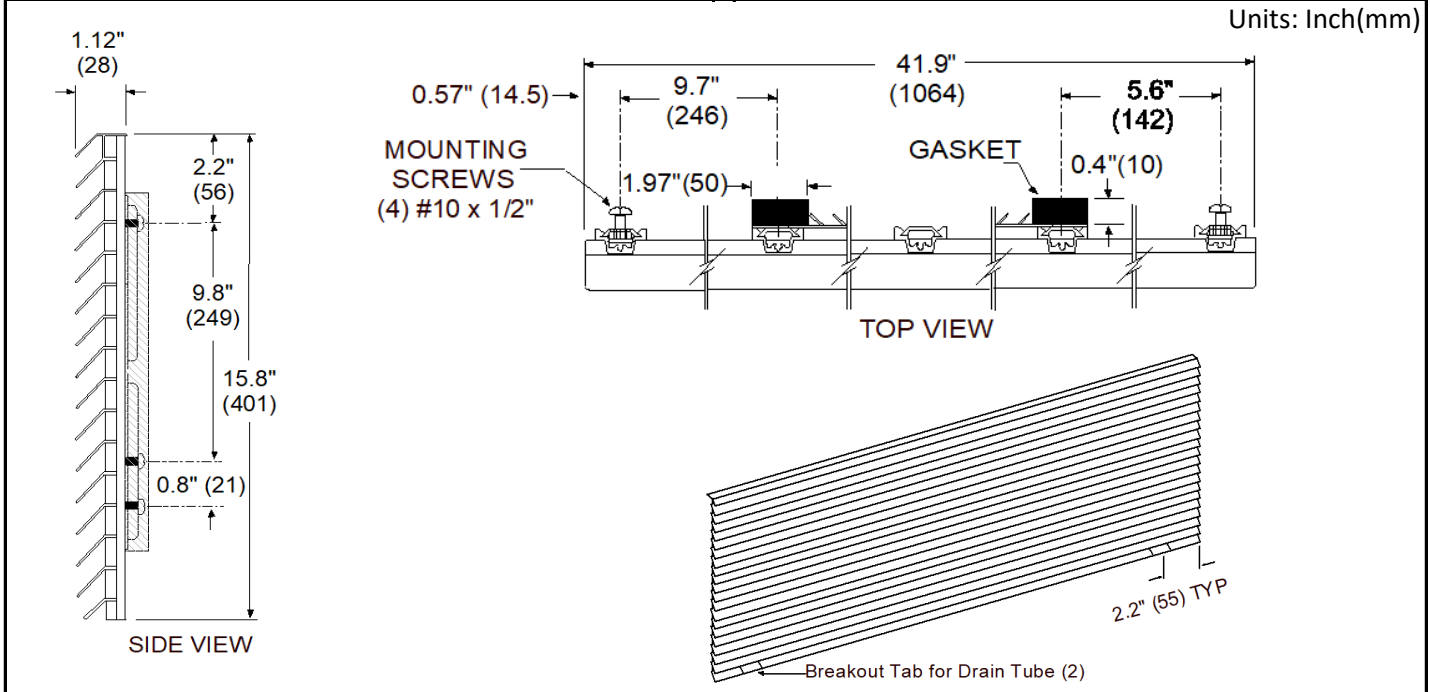
- Decorative architectural style aluminum grille.
- Powder coat painted for superior adhesion & protection.
- 42 in. x 16 in. design.
- Designed to be mounted easily from inside the room.
- Right & left drain hole knockouts provided.
- Condenser air baffle/gaskets with vertical air deflectors.



Specifications

Material: Extruded aluminum, Alloy 6063-T5
 Finish: Soft Dove Beige
 Louver Thickness: 0.04 inch (1.016 mm), nominal
 Louver Pitch: 50°
 Condenser Free Area: 65.3 %

| Unit Dimensions | |
|---------------------|---------|
| Length | 41.9-in |
| Height | 15.8-in |
| Depth | 1.12-in |
| Weight | 7.5-lbs |
| Shipping Dimensions | |
| Length | 43.5-in |
| Height | 2-in |
| Depth | 16-in |
| Weight | 8-lbs |
| Pallet Qty | 44 pcs |




Specifications are subject to change without notice. Manufacturer reserves the right to discontinue or modify specifications or designs without notice or without incurring obligations. All rights reserved.

Submittal Data: GRILLE-ALU-WHITE Architectural Aluminum Grille

| | | |
|--------------|----------|--|
| Job Name | Location | Date |
| Purchaser | Engineer | |
| Submitted To | For | <input type="checkbox"/> Reference <input type="checkbox"/> Approval <input type="checkbox"/> Construction |
| Schedule No. | | |

GENERAL FEATURES

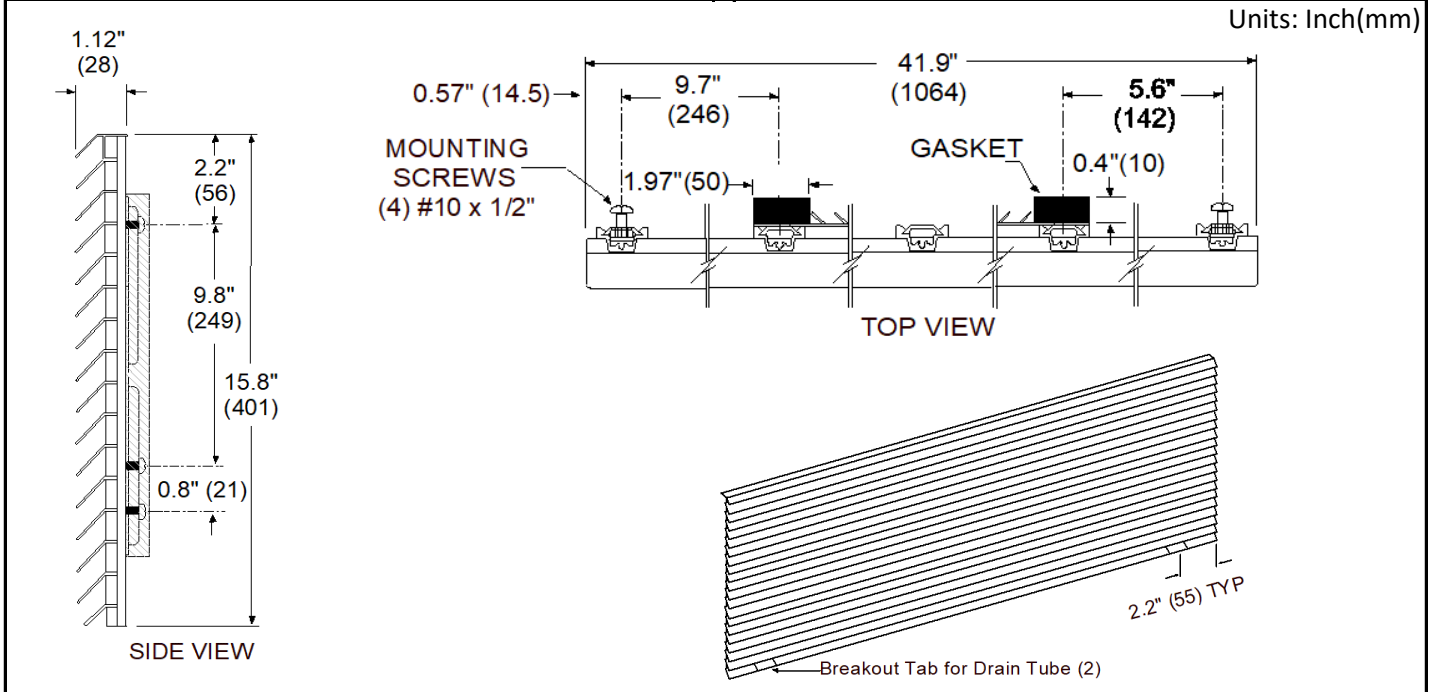
- Decorative architectural style aluminum grille.
- Powder coat painted for superior adhesion & protection.
- 42 in. x 16 in. design.
- Designed to be mounted easily from inside the room.
- Right & left drain hole knockouts provided.
- Condenser air baffle/gaskets with vertical air deflectors.



Specifications

Material: Extruded aluminum, Alloy 6063-T5
 Finish: Antique White
 Louver Thickness: 0.04 inch (1.016 mm), nominal
 Louver Pitch: 50°
 Condenser Free Area: 65.3 %

| Unit Dimensions | |
|---------------------|---------|
| Length | 41.9-in |
| Height | 15.8-in |
| Depth | 1.12-in |
| Weight | 7.5-lbs |
| Shipping Dimensions | |
| Length | 43.5-in |
| Height | 2-in |
| Depth | 16-in |
| Weight | 8-lbs |
| Pallet Qty | 44 pcs |




Specifications are subject to change without notice. Manufacturer reserves the right to discontinue or modify specifications or designs without notice or without incurring obligations. All rights reserved.

Submittal Data: GRILLE-ALU-UWHITE Architectural Aluminum Grille

| | | |
|--------------|--|------|
| Job Name | Location | Date |
| Purchaser | Engineer | |
| Submitted To | For <input type="checkbox"/> Reference <input type="checkbox"/> Approval <input type="checkbox"/> Construction | |
| Schedule No. | | |

GENERAL FEATURES

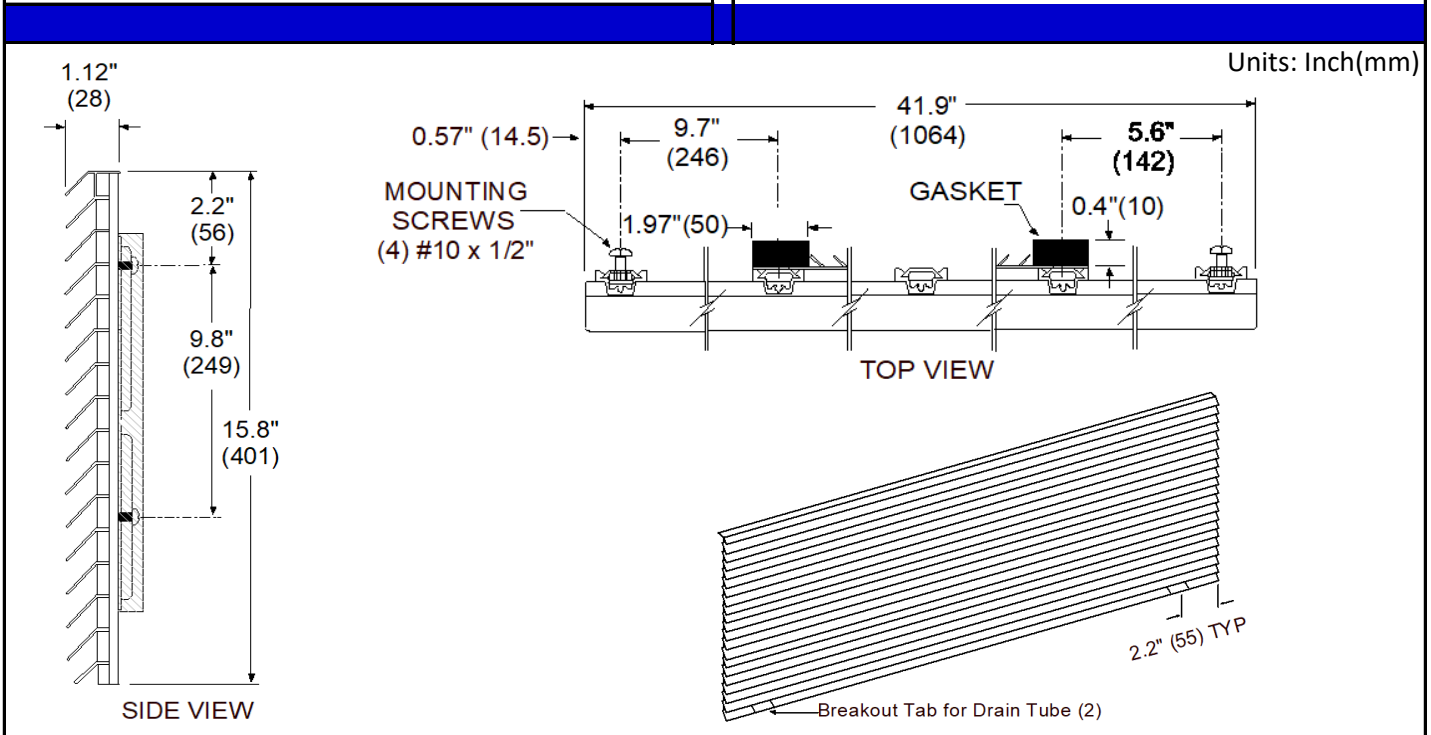
- Decorative architectural style aluminum grille.
- Powder coat painted for superior adhesion & protection.
- 42 in. x 16 in. design.
- Designed to be mounted easily from inside the room.
- Right & left drain hole knockouts provided.
- Condenser air baffle/gaskets with vertical air deflectors.



Specifications

Material: Extruded aluminum, Alloy 6063-T5
 Finish: Ultra Bright White
 Louver Thickness: 0.04 inch (1.016 mm), nominal
 Louver Pitch: 50°
 Condenser Free Area: 65.3 %

| Unit Dimensions | |
|---------------------|---------|
| Length | 41.9-in |
| Height | 15.8-in |
| Depth | 1.12-in |
| Weight | 7.5-lbs |
| Shipping Dimensions | |
| Length | 43.5-in |
| Height | 2-in |
| Depth | 16-in |
| Weight | 8-lbs |
| Pallet Qty | 44 pcs |



Specifications are subject to change without notice. Manufacturer reserves the right to discontinue or modify specifications or designs without notice or without incurring obligations. All rights reserved.

Submittal Data: GRILLE-PLA-ALPIN Architectural Polymer Grille

| | | |
|--------------|--|------|
| Job Name | Location | Date |
| Purchaser | Engineer | |
| Submitted To | For <input type="checkbox"/> Reference <input type="checkbox"/> Approval <input type="checkbox"/> Construction | |

Schedule No.

- GENERAL FEATURES**
- Decorative 1-piece molded grille.
 - Colorfast, lightly textured finish.
 - 42 in. x 16 in. design.
 - Meets UL flammability rating of UL94-2V.
 - Right & left drain slots provided.
 - Condenser air baffle/gaskets with vertical air deflectors.
 - Contains UV protector.



Specifications **Unit Dimensions**

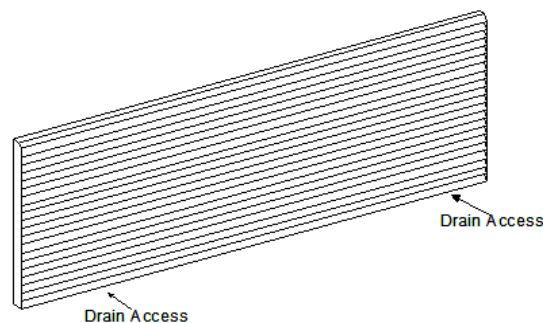
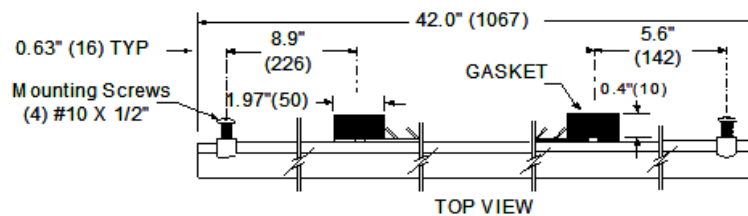
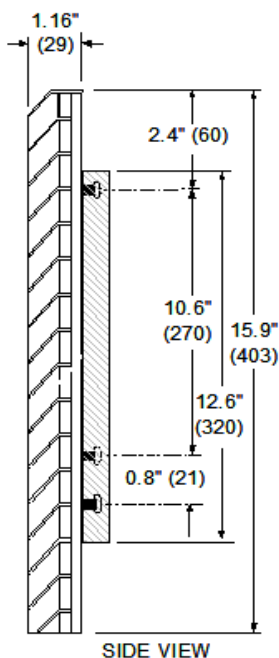
Material: Injection Molding Polycarbonate
 Finish: Alpine Beige
 Louver Thickness: 0.125-in
 Wall & Rib Thickness: 0.070-in
 Louver Pitch: 49°
 Condenser Free Area: 65.3 %

| | |
|--------|---------|
| Length | 42.0-in |
| Height | 15.9-in |
| Depth | 1.16-in |
| Weight | 7.0-lbs |

Shipping Dimensions

| | |
|------------|---------|
| Length | 43.5-in |
| Height | 2.0-in |
| Depth | 16.5-in |
| Weight | 7.5-lbs |
| Pallet Qty | 44 pcs |

Units: Inch(mm)




Specifications are subject to change without notice. Manufacturer reserves the right to discontinue or modify specifications or designs without notice or without incurring obligations. All rights reserved.

Submittal Data: GRILLE-PLA-BEIGE Architectural Polymer Grille

| | | |
|--------------|--|------|
| Job Name | Location | Date |
| Purchaser | Engineer | |
| Submitted To | For <input type="checkbox"/> Reference <input type="checkbox"/> Approval <input type="checkbox"/> Construction | |
| Schedule No. | | |

GENERAL FEATURES

- Decorative 1-piece molded grille.
- Colorfast, lightly textured finish.
- 42 in. x 16 in. design.
- Meets UL flammability rating of UL94-2V.
- Right & left drain slots provided.
- Condenser air baffle/gaskets with vertical air deflectors.
- Contains UV protector.


Specifications

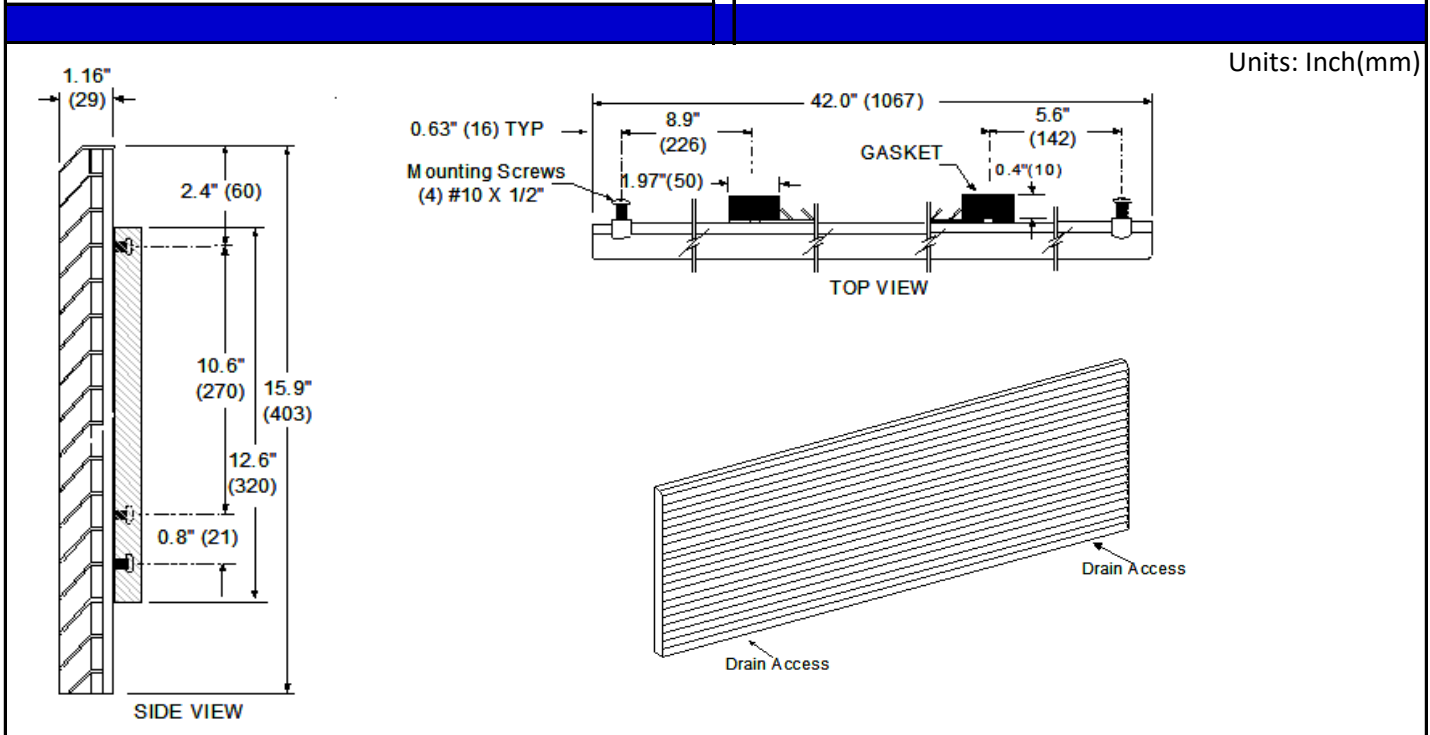
Material: Injection Molding Polycarbonate
 Finish: Beige
 Louver Thickness: 0.125-in
 Wall & Rib Thickness: 0.070-in
 Louver Pitch: 49°
 Condenser Free Area: 65.3 %

Unit Dimensions

| | |
|--------|---------|
| Length | 42.0-in |
| Height | 15.9-in |
| Depth | 1.16-in |
| Weight | 7.0-lbs |

Shipping Dimensions

| | |
|------------|---------|
| Length | 43.5-in |
| Height | 2.0-in |
| Depth | 16.5-in |
| Weight | 7.5-lbs |
| Pallet Qty | 44 pcs |




Specifications are subject to change without notice. Manufacturer reserves the right to discontinue or modify specifications or designs without notice or without incurring obligations. All rights reserved.

Submittal Data: GRILLE-PLA-DBRONZ Architectural Polymer Grille

| | | |
|--------------|----------|--|
| Job Name | Location | Date |
| Purchaser | Engineer | |
| Submitted To | For | <input type="checkbox"/> Reference <input type="checkbox"/> Approval <input type="checkbox"/> Construction |
| Schedule No. | | |

GENERAL FEATURES

- Decorative 1-piece molded grille.
- Colorfast, lightly textured finish.
- 42 in. x 16 in. design.
- Meets UL flammability rating of UL94-2V.
- Right & left drain slots provided.
- Condenser air baffle/gaskets with vertical air deflectors.
- Contains UV protector.



Specifications

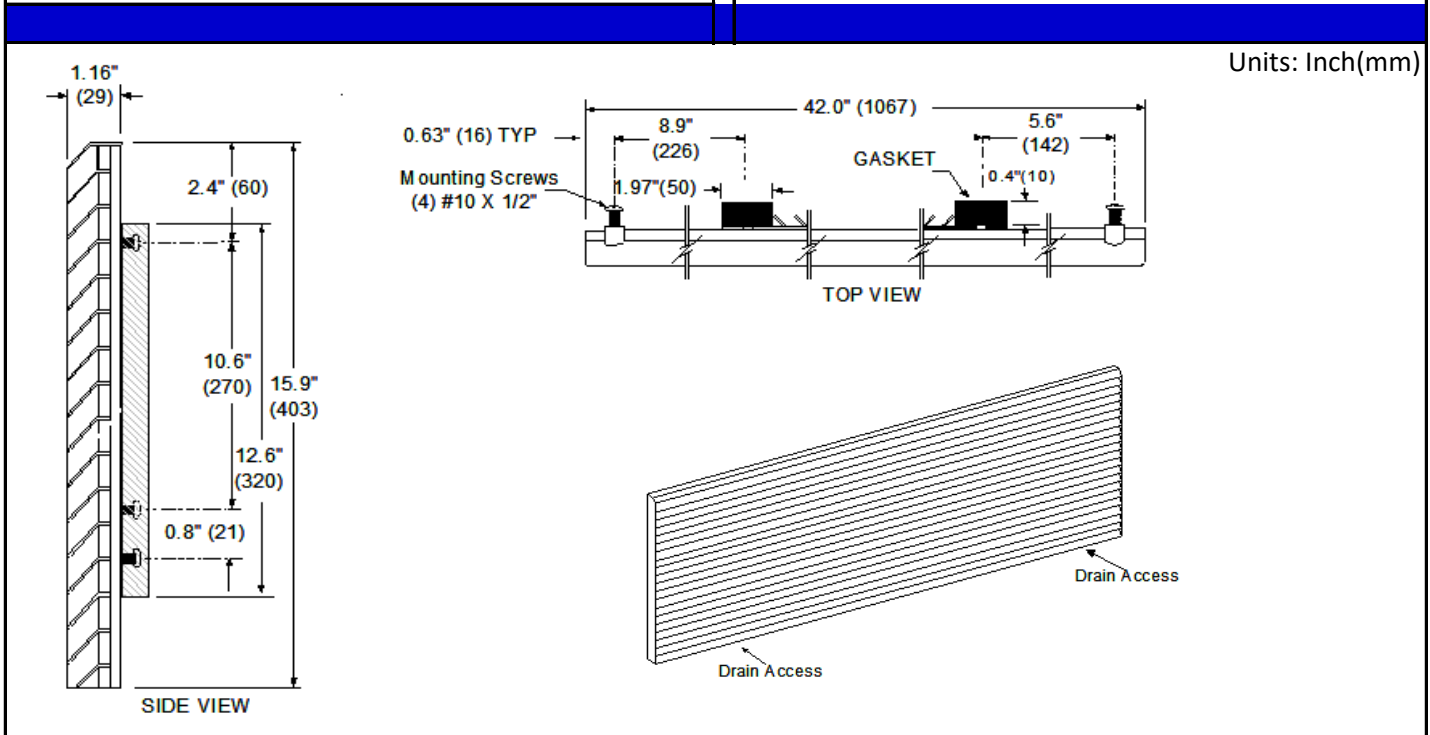
Material: Injection Molding Polycarbonate
 Finish: Dark Bronze
 Louver Thickness: 0.125-in
 Wall & Rib Thickness: 0.070-in
 Louver Pitch: 49°
 Condenser Free Area: 65.3 %

Unit Dimensions

| | |
|--------|---------|
| Length | 42.0-in |
| Height | 15.9-in |
| Depth | 1.16-in |
| Weight | 7.0-lbs |

Shipping Dimensions

| | |
|------------|---------|
| Length | 43.5-in |
| Height | 2.0-in |
| Depth | 16.5-in |
| Weight | 7.5-lbs |
| Pallet Qty | 44 pcs |




Specifications are subject to change without notice. Manufacturer reserves the right to discontinue or modify specifications or designs without notice or without incurring obligations. All rights reserved.

Submittal Data: GRILLE-PLA-SDOVE Architectural Polymer Grille

| | | |
|--------------|--|------|
| Job Name | Location | Date |
| Purchaser | Engineer | |
| Submitted To | For <input type="checkbox"/> Reference <input type="checkbox"/> Approval <input type="checkbox"/> Construction | |
| Schedule No. | | |

GENERAL FEATURES

- Decorative 1-piece molded grille.
- Colorfast, lightly textured finish.
- 42 in. x 16 in. design.
- Meets UL flammability rating of UL94-2V.
- Right & left drain slots provided.
- Condenser air baffle/gaskets with vertical air deflectors.
- Contains UV protector.



Specifications

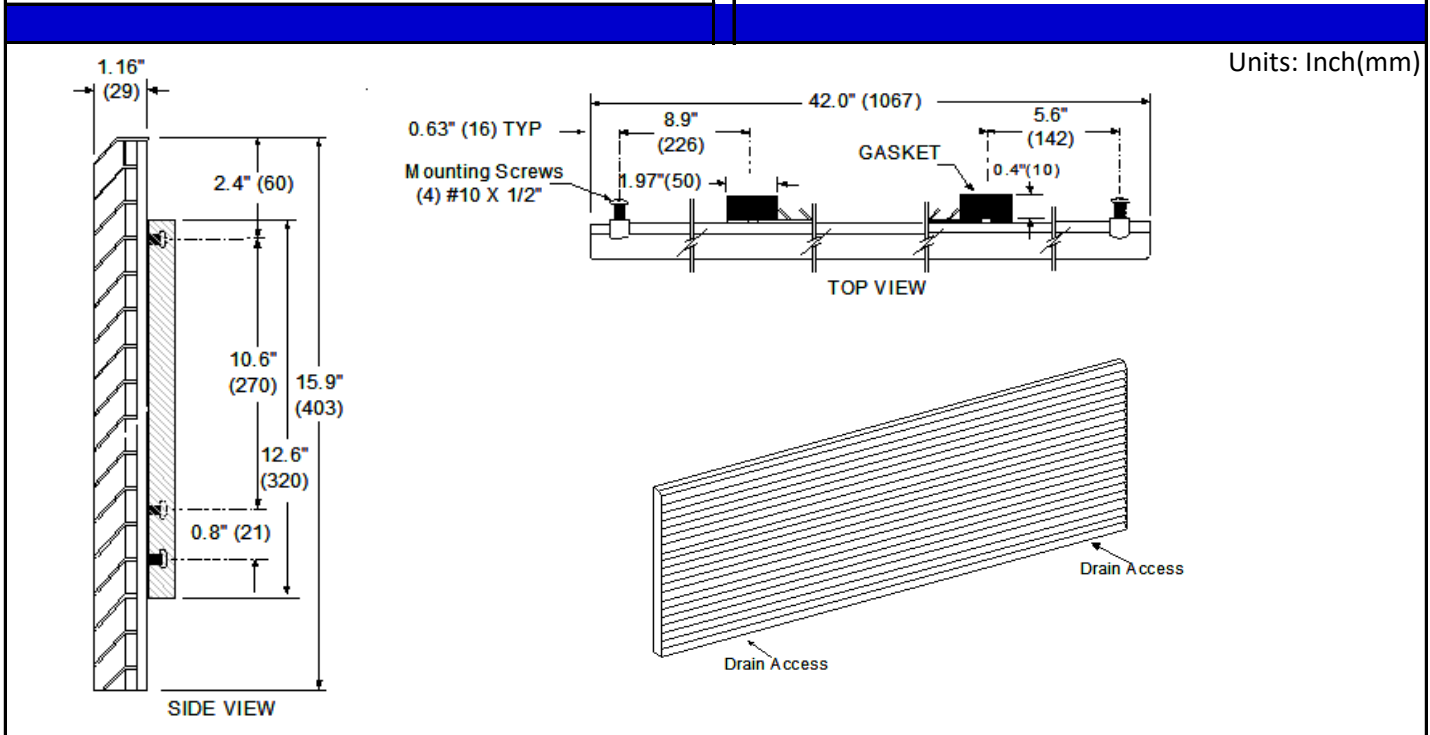
Material: Injection Molding Polycarbonate
 Finish: Soft Dove Beige
 Louver Thickness: 0.125-in
 Wall & Rib Thickness: 0.070-in
 Louver Pitch: 49°
 Condenser Free Area: 65.3 %

Unit Dimensions

| | |
|--------|---------|
| Length | 42.0-in |
| Height | 15.9-in |
| Depth | 1.16-in |
| Weight | 7.0-lbs |

Shipping Dimensions

| | |
|------------|---------|
| Length | 43.5-in |
| Height | 2.0-in |
| Depth | 16.5-in |
| Weight | 7.5-lbs |
| Pallet Qty | 44 pcs |




Specifications are subject to change without notice. Manufacturer reserves the right to discontinue or modify specifications or designs without notice or without incurring obligations. All rights reserved.

Submittal Data: GRILLE-PLA-WHITE Architectural Polymer Grille

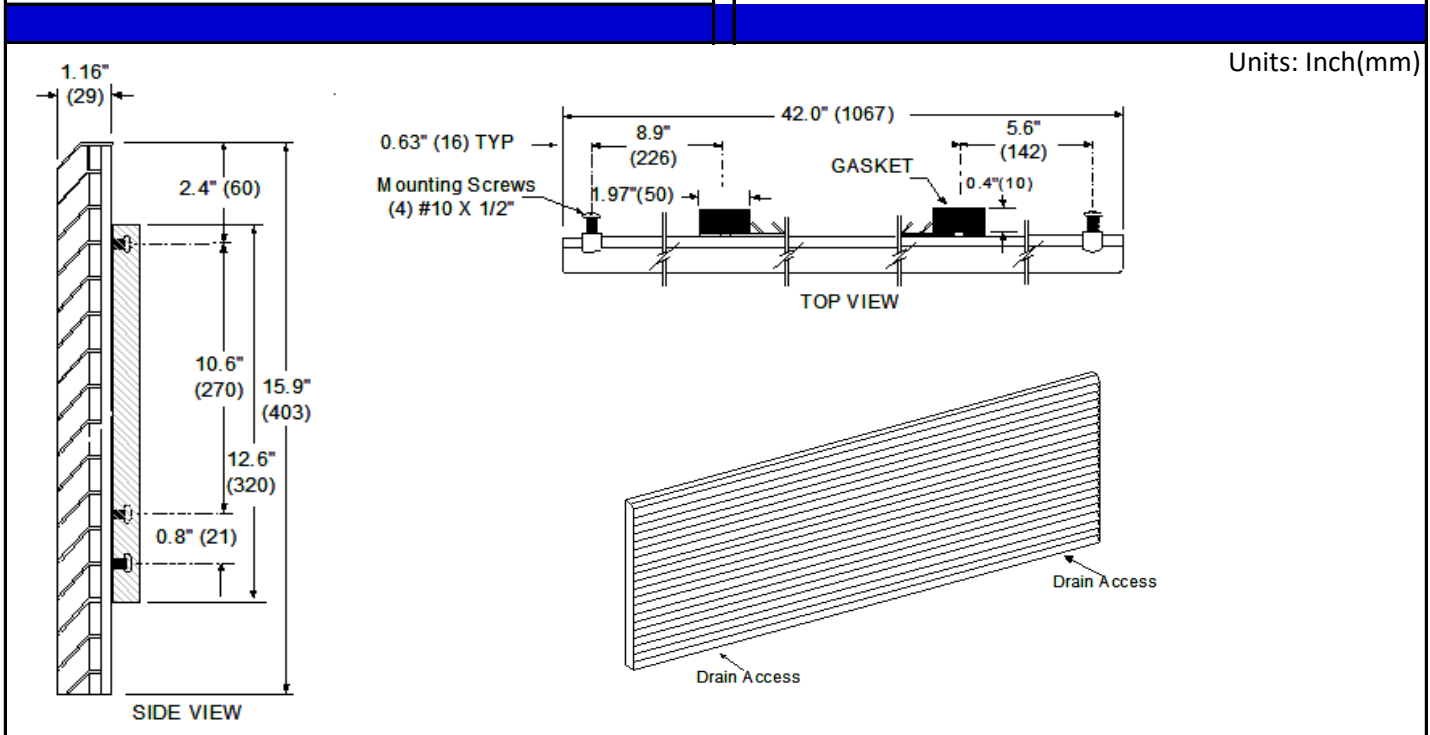
| | | |
|--------------|--|------|
| Job Name | Location | Date |
| Purchaser | Engineer | |
| Submitted To | For <input type="checkbox"/> Reference <input type="checkbox"/> Approval <input type="checkbox"/> Construction | |
| Schedule No. | | |

GENERAL FEATURES

- Decorative 1-piece molded grille.
- Colorfast, lightly textured finish.
- 42 in. x 16 in. design.
- Meets UL flammability rating of UL94-2V.
- Right & left drain slots provided.
- Condenser air baffle/gaskets with vertical air deflectors.
- Contains UV protector.



| Specifications | Unit Dimensions | | | | | | | | | | |
|--|---|--------|---------|--------|---------|-------|---------|--------|---------|------------|--------|
| Material: Injection Molding Polycarbonate Finish: White Louver Thickness: 0.125-in Wall & Rib Thickness: 0.070-in Louver Pitch: 49° Condenser Free Area: 65.3 % | <table style="width: 100%;"> <tr> <td>Length</td> <td style="text-align: right;">42.0-in</td> </tr> <tr> <td>Height</td> <td style="text-align: right;">15.9-in</td> </tr> <tr> <td>Depth</td> <td style="text-align: right;">1.6-in</td> </tr> <tr> <td>Weight</td> <td style="text-align: right;">7.0-lbs</td> </tr> </table> | Length | 42.0-in | Height | 15.9-in | Depth | 1.6-in | Weight | 7.0-lbs | | |
| Length | 42.0-in | | | | | | | | | | |
| Height | 15.9-in | | | | | | | | | | |
| Depth | 1.6-in | | | | | | | | | | |
| Weight | 7.0-lbs | | | | | | | | | | |
| Shipping Dimensions | | | | | | | | | | | |
| | <table style="width: 100%;"> <tr> <td>Length</td> <td style="text-align: right;">43.5-in</td> </tr> <tr> <td>Height</td> <td style="text-align: right;">2.0-in</td> </tr> <tr> <td>Depth</td> <td style="text-align: right;">16.5-in</td> </tr> <tr> <td>Weight</td> <td style="text-align: right;">7.5-lbs</td> </tr> <tr> <td>Pallet Qty</td> <td style="text-align: right;">44 pcs</td> </tr> </table> | Length | 43.5-in | Height | 2.0-in | Depth | 16.5-in | Weight | 7.5-lbs | Pallet Qty | 44 pcs |
| Length | 43.5-in | | | | | | | | | | |
| Height | 2.0-in | | | | | | | | | | |
| Depth | 16.5-in | | | | | | | | | | |
| Weight | 7.5-lbs | | | | | | | | | | |
| Pallet Qty | 44 pcs | | | | | | | | | | |




Specifications are subject to change without notice. Manufacturer reserves the right to discontinue or modify specifications or designs without notice or without incurring obligations. All rights reserved.

Submittal Data: GRILLE-ALU-STAMP Stamped Aluminum Grille

| | | |
|--------------|--|------|
| Job Name | Location | Date |
| Purchaser | Engineer | |
| Submitted To | For <input type="checkbox"/> Reference <input type="checkbox"/> Approval <input type="checkbox"/> Construction | |
| Schedule No. | | |

GENERAL FEATURES

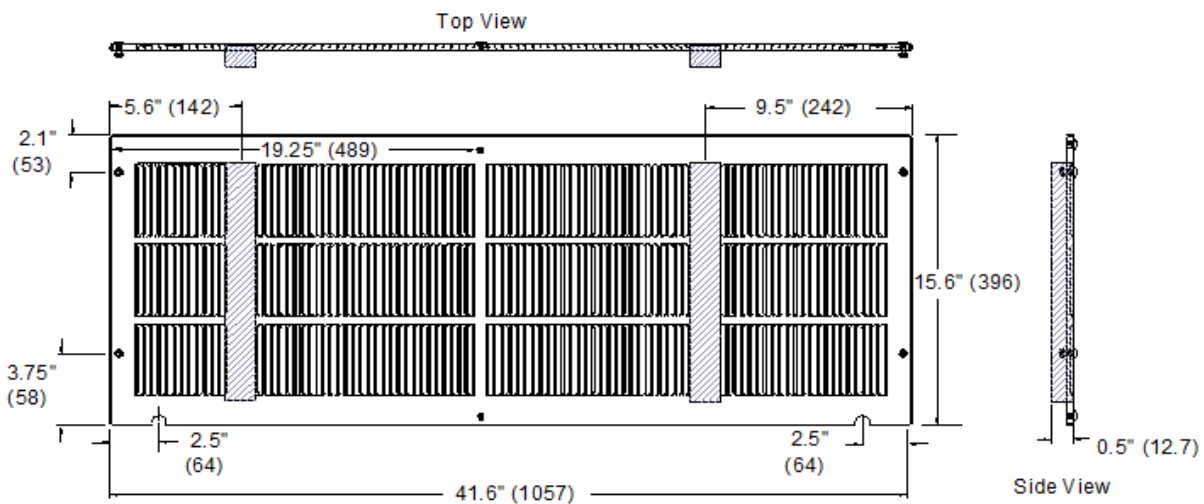
- Strong and durable aluminum construction.
- Clear anodized aluminum color.
- 42 in. x 16 in. design.
- Designed to be mounted easily from inside the room.
- Right & left drain holes provided.
- Factory installed foam condenser air baffle/gaskets.



| Specifications |
|--|
| Material: Aluminum Finish: Clear Fin Thickness: 1.02 mm Condenser Fin Pitch: 73° Condenser Free Area: 96 % |

| Unit Dimensions | |
|---------------------|---------|
| Length | 41.6-in |
| Height | 15.6-in |
| Depth | 0.5-in |
| Weight | 3-lbs |
| Shipping Dimensions | |
| Length | 42-in |
| Height | 16-in |
| Depth | 1-in |
| Weight | 3.5-lbs |
| Pallet Qty | 86 pcs |

Units: Inch(mm)



Specifications are subject to change without notice. Manufacturer reserves the right to discontinue or modify specifications or designs without notice or without incurring obligations. All rights reserved.

Submittal Data: DRAIN-KIT-1PK PTAC Condensate Drain

| | | |
|--------------|--|------|
| Job Name | Location | Date |
| Purchaser | Engineer | |
| Submitted To | For <input type="checkbox"/> Reference <input type="checkbox"/> Approval <input type="checkbox"/> Construction | |
| Schedule No. | | |

GENERAL FEATURES

- Easily mounts to rear flange for an exterior drain system.
- Includes a 3-inch straight and short 90-degree drain copper tube.
- Mounts easily and securely to standard wall sleeve.
- Configurable for internal wall drain system.
- Corrosive resistant stainless steel screws.

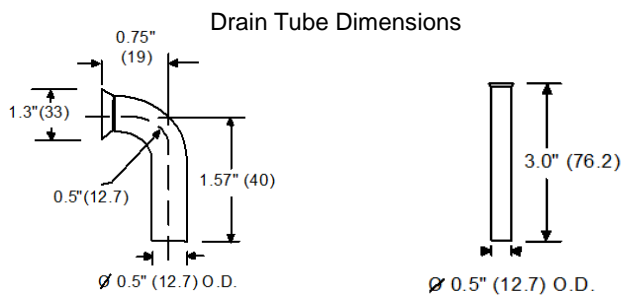
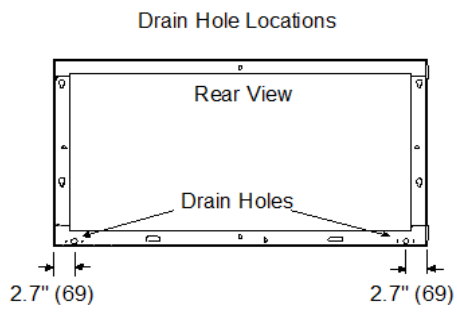
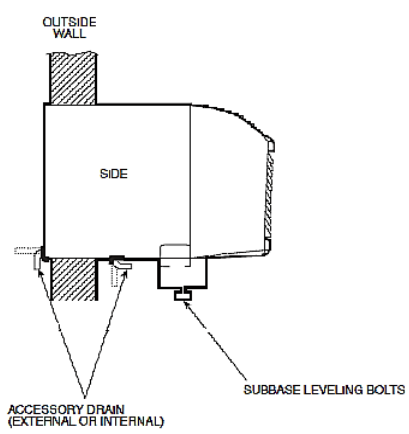


Shipping Dimensions

| | |
|------------|----------|
| Length | 6.0-in |
| Height | 0.5-in |
| Depth | 6.0-in |
| Weight | 0.25-lbs |
| Pallet Qty | 2920 pcs |



Units: Inch(mm)



- Kit Includes :
- (1) 90 deg Copper Drain Tube
 - (1) 3" Straight Copper Drain Tube
 - (2) Solid Drain Brackets incl. Foam to Seal Drain Holes
 - (1) Drain Bracket with Hole for Drain Tube incl Foam Seal
 - Stainless Steel Screws

Specifications are subject to change without notice. Manufacturer reserves the right to discontinue or modify specifications or designs without notice or without incurring obligations. All rights reserved.

Submittal Data: E2-CI-230V-15A PTAC Conduit Interface Kit

| | | |
|--------------|----------|--|
| Job Name | Location | Date |
| Purchaser | Engineer | |
| Submitted To | For | <input type="checkbox"/> Reference <input type="checkbox"/> Approval <input type="checkbox"/> Construction |
| Schedule No. | | |

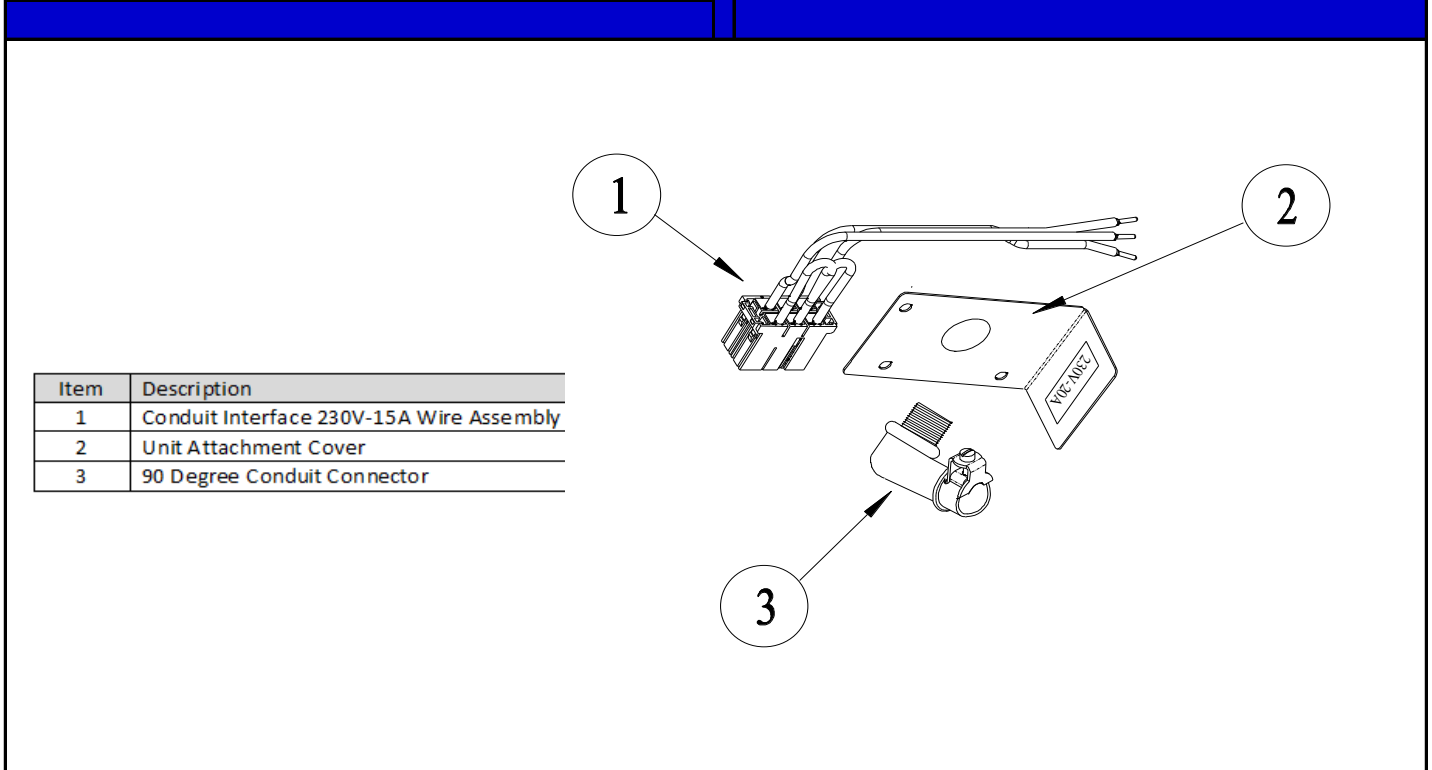
GENERAL FEATURES

- Field Installed 208/230V 15 amp conduit interface kit.
- Connect existing conduit & wires to ETAC2 unit.
- Easy unit disconnect for maintenance or service
- For Gree ETAC2 models ONLY.



| Specifications |
|--|
| Wire: 12 AWG 600V 105 ^o C |
| Insulation - 2/64" thick thermoplastic |
| Wire Colors: Black/Red/Green |
| Electrical: |
| Voltage Rating: 208/230v |
| Current Rating: 15 amp |
| Unit Power Connection: Gree ETAC2 |

| Unit Dimensions | |
|---------------------|---------|
| Length | 8.0-in |
| Height | 3.0-in |
| Depth | 1.0-in |
| Weight | 0.5-lbs |
| Shipping Dimensions | |
| Length | 6.0-in |
| Height | 6.0-in |
| Depth | 1.0-in |
| Weight | 0.5-lbs |



Specifications are subject to change without notice. Manufacturer reserves the right to discontinue or modify specifications or designs without notice or without incurring obligations. All rights reserved.

Submittal Data: E2-CI-230V-20A PTAC Conduit Interface Kit

Job Name Location Date

Purchaser Engineer

Submitted To For Reference Approval Construction

Schedule No.

GENERAL FEATURES

- Field Installed 208/230V 20 amp conduit interface kit.
- Connect existing conduit & wires to ETAC2 unit.
- Easy unit disconnect for maintenance or service
- For Gree ETAC2 models ONLY.



Specifications

Wire: 12 AWG 600V 105°C
 Insulation - 2/64" thick thermoplastic
 Wire Colors: Black/Red/Green

Electrical:
 Voltage Rating: 208/230v
 Current Rating: 20 amp
 Unit Power Connection: Gree ETAC2

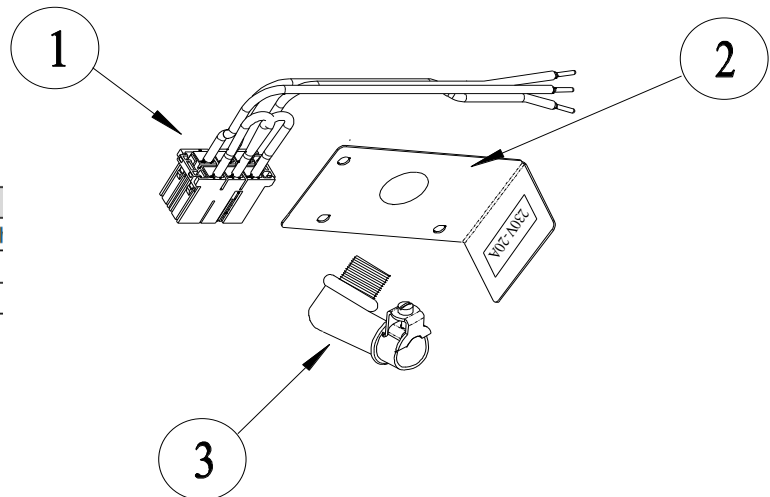
Unit Dimensions

| | |
|--------|---------|
| Length | 8.0-in |
| Height | 3.0-in |
| Depth | 1.0-in |
| Weight | 0.5-lbs |

Shipping Dimensions

| | |
|--------|---------|
| Length | 6.0-in |
| Height | 6.0-in |
| Depth | 1.0-in |
| Weight | 0.5-lbs |

Exploded View Diagram



| Item | Description |
|------|---|
| 1 | Conduit Interface 230V-20A Wire Assembl |
| 2 | Unit Attachment Cover |
| 3 | 90 Degree Conduit Connector |

Specifications are subject to change without notice. Manufacturer reserves the right to discontinue or modify specifications or designs without notice or without incurring obligations. All rights reserved.

Submittal Data: E2-CI-230V-30A PTAC Conduit Interface Kit

| | | |
|--------------|----------|--|
| Job Name | Location | Date |
| Purchaser | Engineer | |
| Submitted To | For | <input type="checkbox"/> Reference <input type="checkbox"/> Approval <input type="checkbox"/> Construction |
| Schedule No. | | |

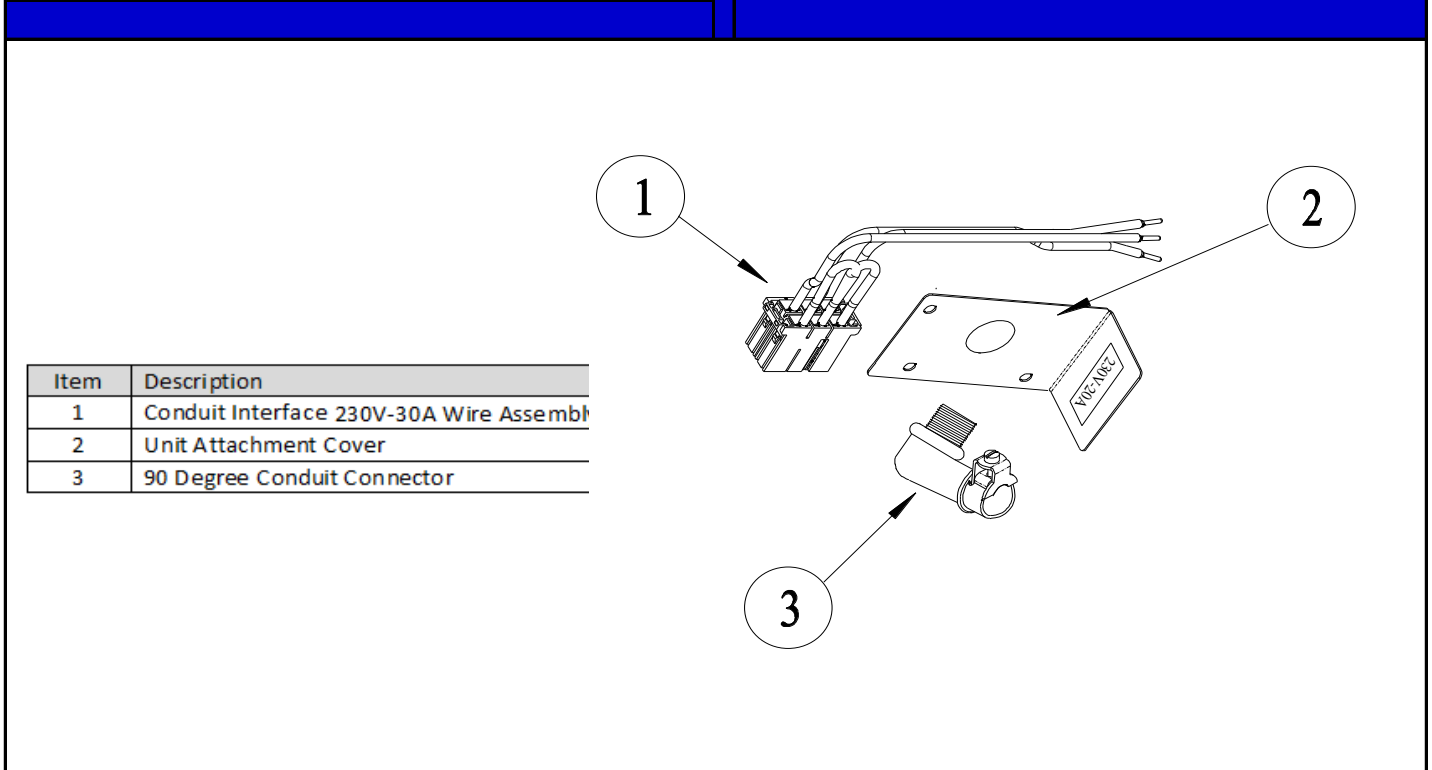
GENERAL FEATURES

- Field Installed 208/230V 30 amp conduit interface kit.
- Connect existing conduit & wires to ETAC2 unit.
- Easy unit disconnect for maintenance or service
- For Gree ETAC2 models ONLY.



| Specifications |
|--|
| Wire: 12 AWG 600V 105°C |
| Insulation - 2/64" thick thermoplastic |
| Wire Colors: Black/Red/Green |
| Electrical: |
| Voltage Rating: 208/230v |
| Current Rating: 30 amp |
| Unit Power Connection: Gree ETAC2 |

| Unit Dimensions | |
|---------------------|---------|
| Length | 8.0-in |
| Height | 3.0-in |
| Depth | 1.0-in |
| Weight | 0.5-lbs |
| Shipping Dimensions | |
| Length | 6.0-in |
| Height | 6.0-in |
| Depth | 1.0-in |
| Weight | 0.5-lbs |



| Item | Description |
|------|---|
| 1 | Conduit Interface 230V-30A Wire Assembl |
| 2 | Unit Attachment Cover |
| 3 | 90 Degree Conduit Connector |

Specifications are subject to change without notice. Manufacturer reserves the right to discontinue or modify specifications or designs without notice or without incurring obligations. All rights reserved.

Submittal Data: E2-CI-265V-15A PTAC Conduit Interface Kit

Job Name Location Date

Purchaser Engineer

Submitted To For Reference Approval Construction

Schedule No.

GENERAL FEATURES

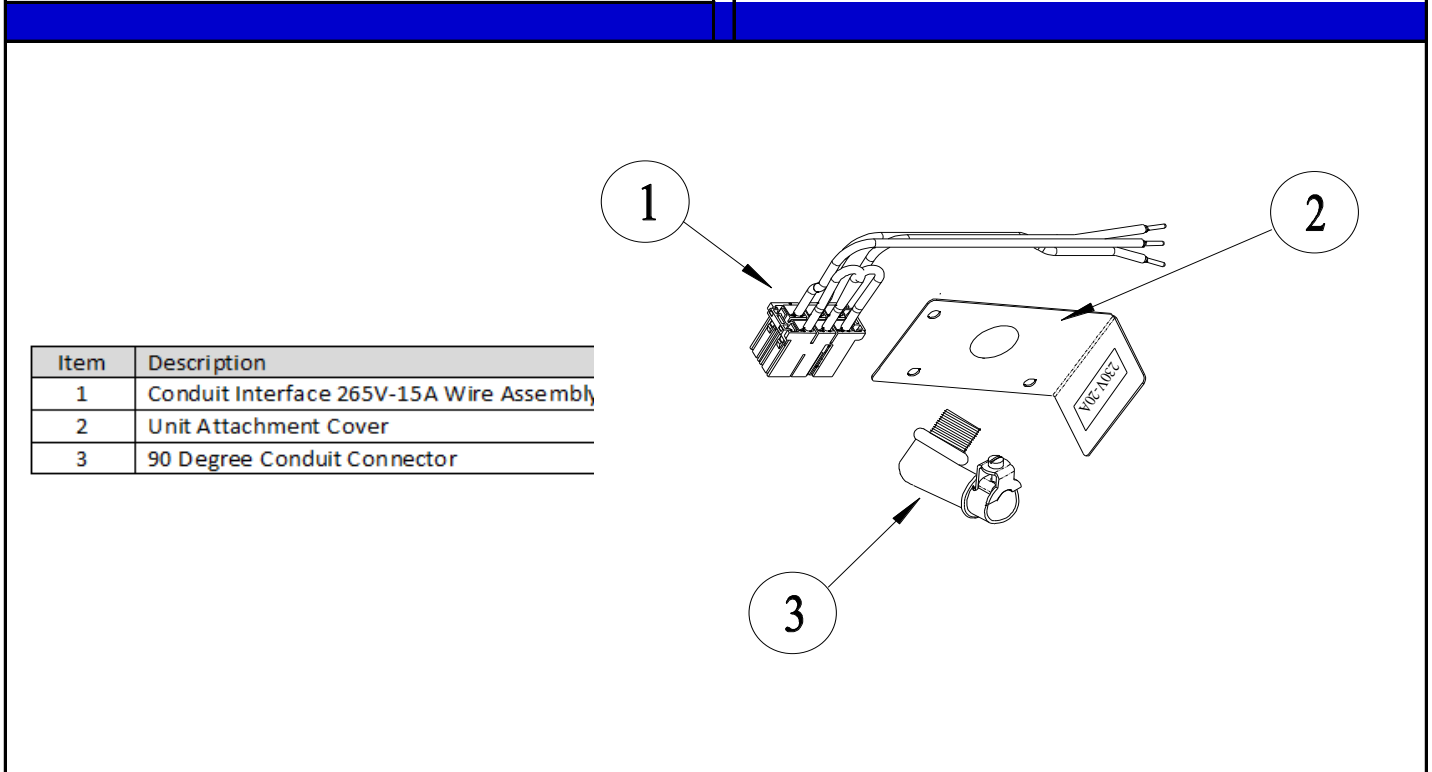
- Field Installed 265V 15 amp conduit interface kit.
- Connect existing conduit & wires to ETAC2 unit.
- Easy unit disconnect for maintenance or service
- For Gree ETAC2 models ONLY.



| Specifications |
|--|
| Wire: 12 AWG 600V 105°C |
| Insulation - 2/64" thick thermoplastic |
| Wire Colors: Black/White/Green |
| Electrical: |
| Voltage Rating: 265v |
| Current Rating: 15 amp |
| Unit Power Connection: Gree ETAC2 |

| Unit Dimensions | |
|-----------------|---------|
| Length | 8.0-in |
| Height | 3.0-in |
| Depth | 1.0-in |
| Weight | 0.5-lbs |

| Shipping Dimensions | |
|---------------------|---------|
| Length | 6.0-in |
| Height | 6.0-in |
| Depth | 1.0-in |
| Weight | 0.5-lbs |



Specifications are subject to change without notice. Manufacturer reserves the right to discontinue or modify specifications or designs without notice or without incurring obligations. All rights reserved.

Submittal Data: E2-CI-265V-20A PTAC Conduit Interface Kit

Job Name Location Date

Purchaser Engineer

Submitted To For Reference Approval Construction

Schedule No.

GENERAL FEATURES

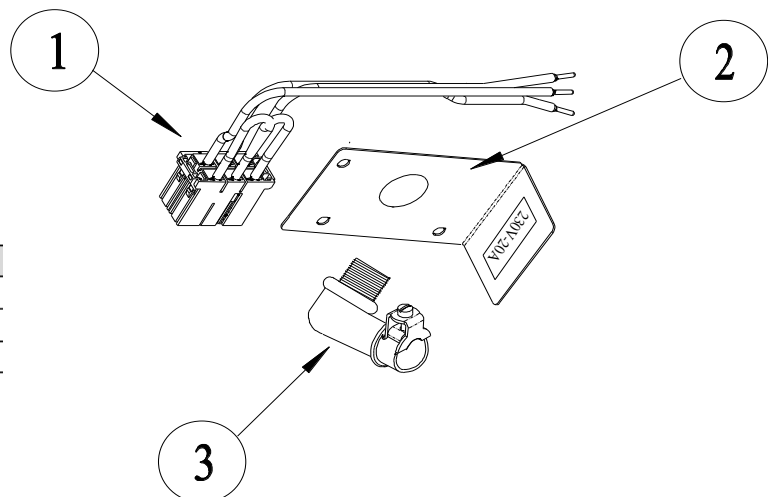
- Field Installed 265V 20 amp conduit interface kit.
- Connect existing conduit & wires to ETAC2 unit.
- Easy unit disconnect for maintenance or service
- For Gree ETAC2 models ONLY.



| Specifications |
|--|
| Wire: 12 AWG 600V 105°C |
| Insulation - 2/64" thick thermoplastic |
| Wire Colors: Black/White/Green |
| Electrical: |
| Voltage Rating: 265v |
| Current Rating: 20 amp |
| Unit Power Connection: Gree ETAC2 |

| Unit Dimensions | |
|---------------------|---------|
| Length | 8.0-in |
| Height | 3.0-in |
| Depth | 1.0-in |
| Weight | 0.5-lbs |
| Shipping Dimensions | |
| Length | 6.0-in |
| Height | 6.0-in |
| Depth | 1.0-in |
| Weight | 0.5-lbs |

Exploded View Diagram



| Item | Description |
|------|--|
| 1 | Conduit Interface 265V-20A Wire Assembly |
| 2 | Unit Attachment Cover |
| 3 | 90 Degree Conduit Connector |

Specifications are subject to change without notice. Manufacturer reserves the right to discontinue or modify specifications or designs without notice or without incurring obligations. All rights reserved.

Submittal Data: E2-CI-265V-30A PTAC Conduit Interface Kit

| | | |
|--------------|----------|--|
| Job Name | Location | Date |
| Purchaser | Engineer | |
| Submitted To | For | <input type="checkbox"/> Reference <input type="checkbox"/> Approval <input type="checkbox"/> Construction |
| Schedule No. | | |

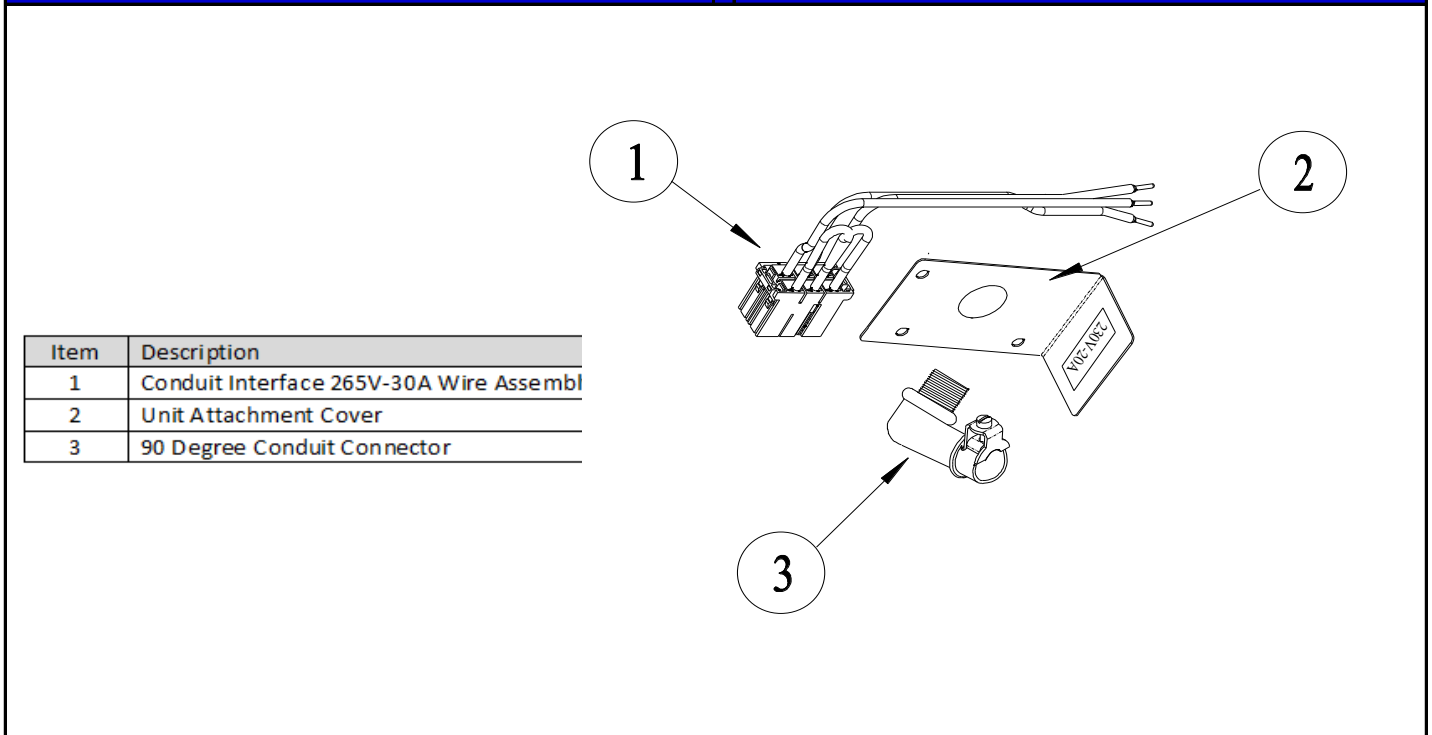
GENERAL FEATURES

- Field Installed 265V 30 amp conduit interface kit.
- Connect existing conduit & wires to ETAC2 unit.
- Easy unit disconnect for maintenance or service
- For Gree ETAC2 models ONLY.



| Specifications |
|--|
| Wire: 12 AWG 600V 105°C |
| Insulation - 2/64" thick thermoplastic |
| Wire Colors: Black/White/Green |
| Electrical: |
| Voltage Rating: 265V |
| Current Rating: 30 amp |
| Unit Power Connection: Gree ETAC2 |

| Unit Dimensions | |
|---------------------|---------|
| Length | 8.0-in |
| Height | 3.0-in |
| Depth | 1.0-in |
| Weight | 0.5-lbs |
| Shipping Dimensions | |
| Length | 6.0-in |
| Height | 6.0-in |
| Depth | 1.0-in |
| Weight | 0.5-lbs |



Specifications are subject to change without notice. Manufacturer reserves the right to discontinue or modify specifications or designs without notice or without incurring obligations. All rights reserved.

Submittal Data: E2-HW-230V-15A PTAC Hardwire Kit

Job Name Location Date


Purchaser Engineer

Submitted To For Reference Approval Construction

Schedule No.

GENERAL FEATURES

- Field Installed 208/230V 15 amp conduit hardwire.
- Flexible steel conduit construction.
- Easy unit disconnect for maintenance or service
- For Gree ETAC2 models ONLY.



Specifications

Conduit Material: Steel
 Wire: 12 AWG 600V 105°C
 Insulation - 2/64" thick thermoplastic
 Wire Colors: Black/Red/Green

Electrical:
 Voltage Rating: 208/230v
 Current Rating: 15 amp
 Unit Power Connection: Gree ETAC2

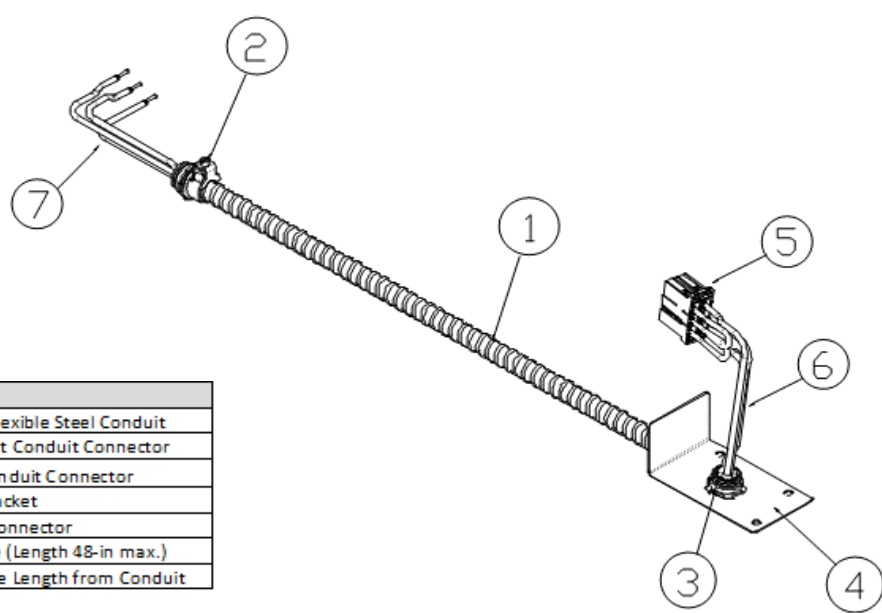
Unit Dimensions

| | |
|--------|---------|
| Length | 36.0-in |
| Height | 3/8-in |
| Depth | 3/8-in |
| Weight | 0.5-lbs |

Shipping Dimensions

| | |
|--------|---------|
| Length | 15.0-in |
| Height | 2.5-in |
| Depth | 15.0-in |
| Weight | 0.5-lbs |

Exploded View Diagram



| Item | Description |
|------|------------------------------------|
| 1 | 3/8 x 36-in Flexible Steel Conduit |
| 2 | 3/8-in Straight Conduit Connector |
| 3 | 3/8-in 90° Conduit Connector |
| 4 | Mounting Bracket |
| 5 | Unit Power Connector |
| 6 | 12 AWG Wire (Length 48-in max.) |
| 7 | 6-in min. Wire Length from Conduit |


Specifications are subject to change without notice. Manufacturer reserves the right to discontinue or modify specifications or designs without notice or without incurring obligations. All rights reserved.

Submittal Data: E2-HW-230V-20A PTAC Hardwire Kit

| | | |
|--------------|----------|--|
| Job Name | Location | Date |
| Purchaser | Engineer | |
| Submitted To | For | <input type="checkbox"/> Reference <input type="checkbox"/> Approval <input type="checkbox"/> Construction |
| Schedule No. | | |

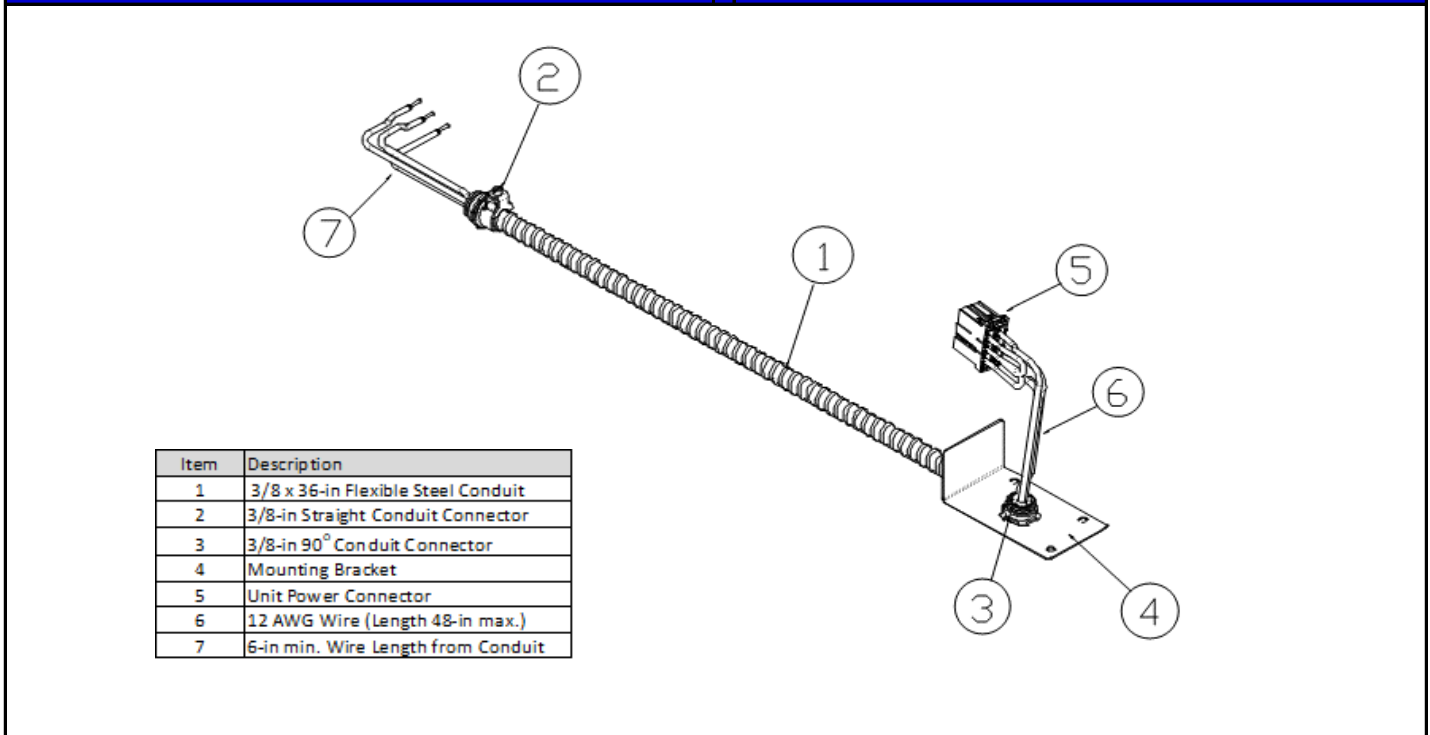
GENERAL FEATURES

- Field Installed 208/230V 20 amp conduit hardwire.
- Flexible steel conduit construction.
- Easy unit disconnect for maintenance or service
- For Gree ETAC2 models ONLY.



| Specifications |
|--|
| Conduit Material: Steel |
| Wire: 12 AWG 600V 105°C |
| Insulation - 2/64" thick thermoplastic |
| Wire Colors: Black/Red/Green |
| Electrical: |
| Voltage Rating: 208/230v |
| Current Rating: 20 amp |
| Unit Power Connection: Gree ETAC2 |

| Unit Dimensions | |
|---------------------|---------|
| Length | 36.0-in |
| Height | 3/8-in |
| Depth | 3/8-in |
| Weight | 0.5-lbs |
| Shipping Dimensions | |
| Length | 15.0-in |
| Height | 2.5-in |
| Depth | 15.0-in |
| Weight | 0.5-lbs |




Specifications are subject to change without notice. Manufacturer reserves the right to discontinue or modify specifications or designs without notice or without incurring obligations. All rights reserved.

Submittal Data: E2-HW-230V-30A PTAC Hardwire Kit

| | | |
|--------------|----------|--|
| Job Name | Location | Date |
| Purchaser | Engineer | |
| Submitted To | For | <input type="checkbox"/> Reference <input type="checkbox"/> Approval <input type="checkbox"/> Construction |
| Schedule No. | | |

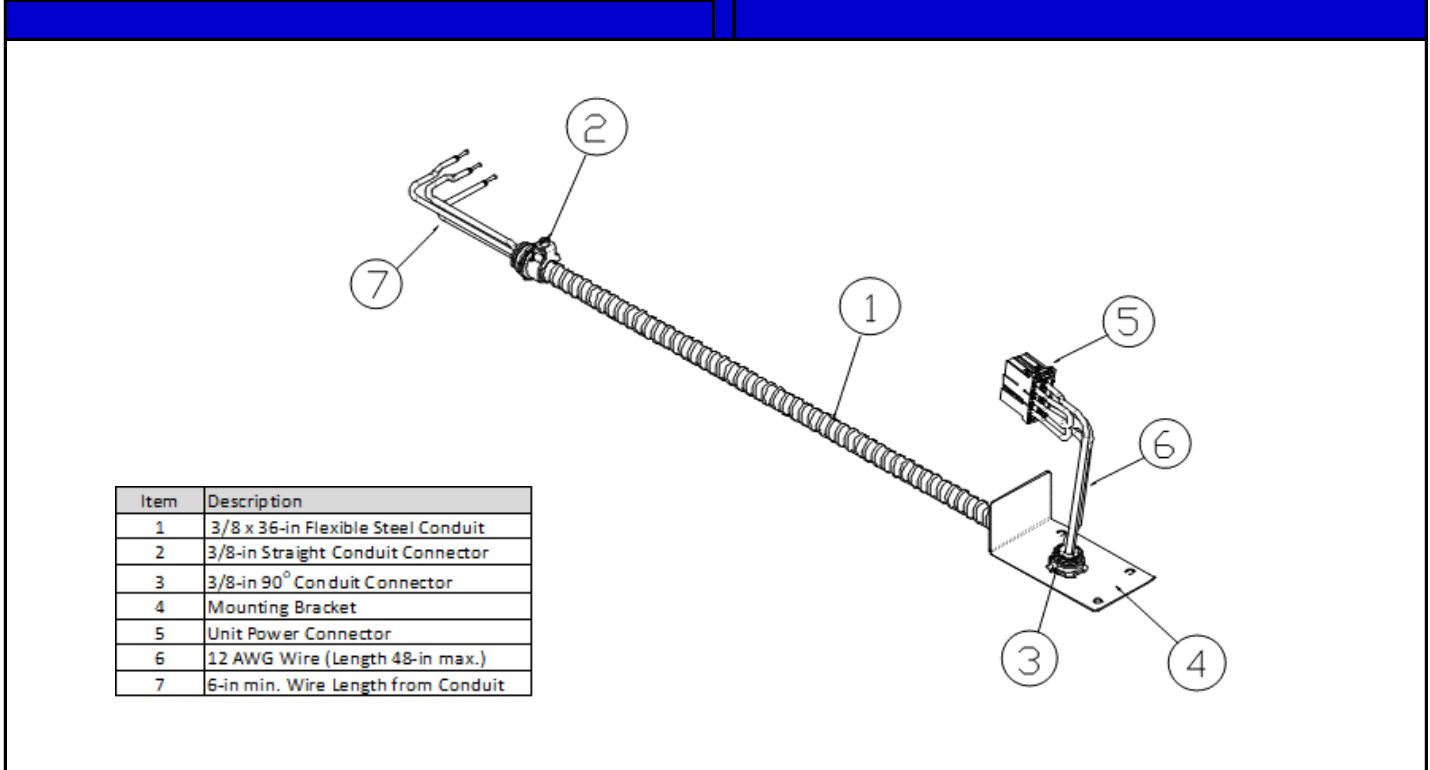
GENERAL FEATURES

- Field Installed 208/230V 30 amp conduit hardwire.
- Flexible steel conduit construction.
- Easy unit disconnect for maintenance or service
- For Gree ETAC2 models ONLY.



| Specifications |
|--|
| Conduit Material: Steel |
| Wire: 12 AWG 600V 105°C |
| Insulation - 2/64" thick thermoplastic |
| Wire Colors: Black/Red/Green |
| Electrical: |
| Voltage Rating: 208/230v |
| Current Rating: 30 amp |
| Unit Power Connection: Gree ETAC2 |

| Unit Dimensions | |
|---------------------|---------|
| Length | 36.0-in |
| Height | 3/8-in |
| Depth | 3/8-in |
| Weight | 0.5-lbs |
| Shipping Dimensions | |
| Length | 15.0-in |
| Height | 2.5-in |
| Depth | 15.0-in |
| Weight | 0.5-lbs |



| Item | Description |
|------|------------------------------------|
| 1 | 3/8 x 36-in Flexible Steel Conduit |
| 2 | 3/8-in Straight Conduit Connector |
| 3 | 3/8-in 90° Conduit Connector |
| 4 | Mounting Bracket |
| 5 | Unit Power Connector |
| 6 | 12 AWG Wire (Length 48-in max.) |
| 7 | 6-in min. Wire Length from Conduit |


Specifications are subject to change without notice. Manufacturer reserves the right to discontinue or modify specifications or designs without notice or without incurring obligations. All rights reserved.

Submittal Data: E2-HW-265V-15A PTAC Hardwire Kit

| | | |
|--------------|----------|--|
| Job Name | Location | Date |
| Purchaser | Engineer | |
| Submitted To | For | <input type="checkbox"/> Reference <input type="checkbox"/> Approval <input type="checkbox"/> Construction |
| Schedule No. | | |

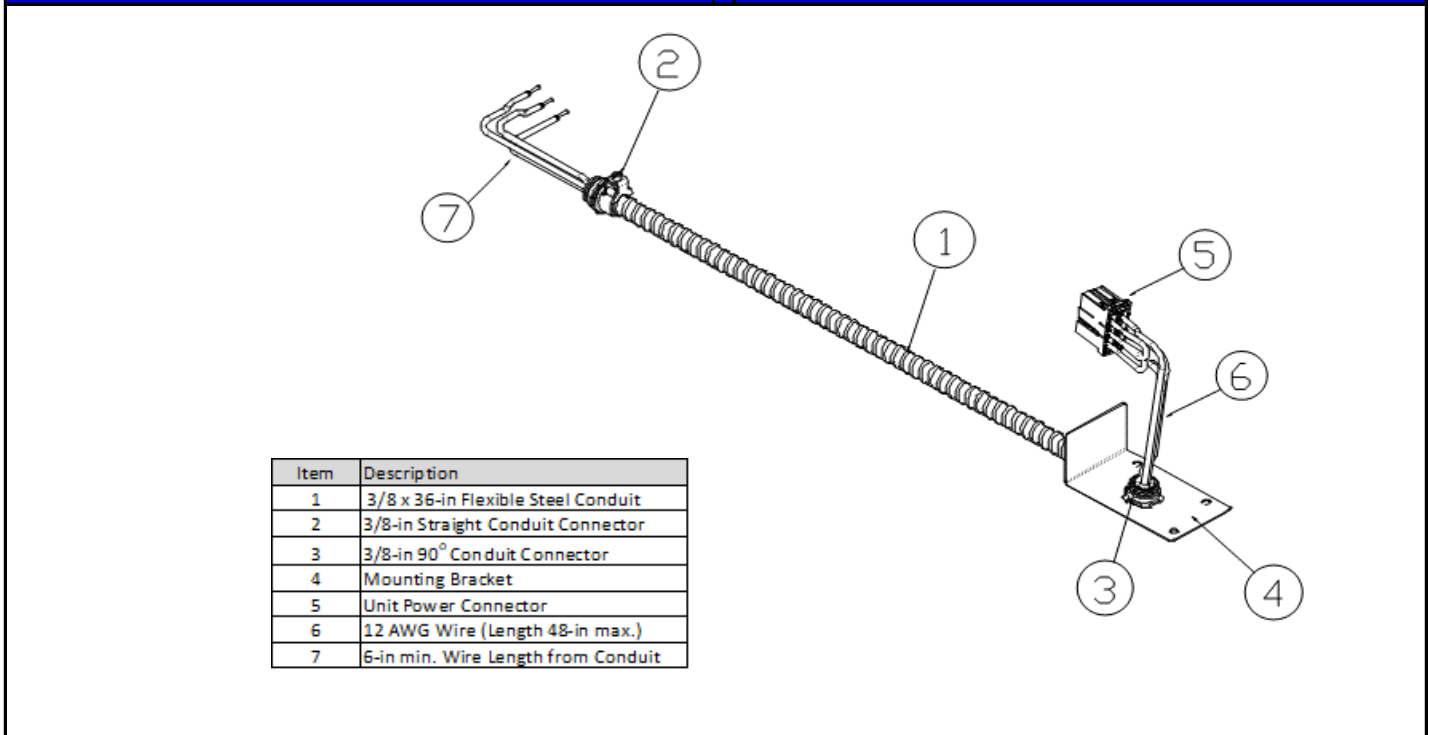
GENERAL FEATURES

- Field Installed 265V 15 amp conduit hardwire.
- Flexible steel conduit construction.
- Easy unit disconnect for maintenance or service
- Made for Gree ETAC2 models ONLY.



| Specifications |
|--|
| Physical: |
| Conduit Material: Steel |
| Wire: 12 AWG 600V 105°C |
| Insulation - 2/64" thick thermoplastic |
| Wire Colors: Black/White/Green |
| Electrical: |
| Voltage Rating: 265v |
| Current Rating: 15 amp |
| Unit Power Connection: Gree ETAC2 |

| Unit Dimensions | |
|---------------------|---------|
| Length | 36.0-in |
| Height | 3/8-in |
| Depth | 3/8-in |
| Weight | 0.5-lbs |
| Shipping Dimensions | |
| Length | 15.0-in |
| Height | 2.5-in |
| Depth | 15.0-in |
| Weight | 0.5-lbs |



Specifications are subject to change without notice. Manufacturer reserves the right to discontinue or modify specifications or designs without notice or without incurring obligations. All rights reserved.

Submittal Data: E2-HW-265V-20A PTAC Hardwire Kit

Job Name _____ Location _____ Date _____

Purchaser _____ Engineer _____

 Submitted To _____ For Reference Approval Construction

Schedule No. _____

GENERAL FEATURES

- Field Installed 265V 20 amp conduit hardwire.
- Flexible steel conduit construction.
- Easy unit disconnect for maintenance or service
- Made for Gree ETAC2 models ONLY.


Specifications

Physical:
 Conduit Material: Steel
 Wire: 12 AWG 600V 105°C
 Insulation - 2/64" thick thermoplastic
 Wire Colors: Black/White/Green

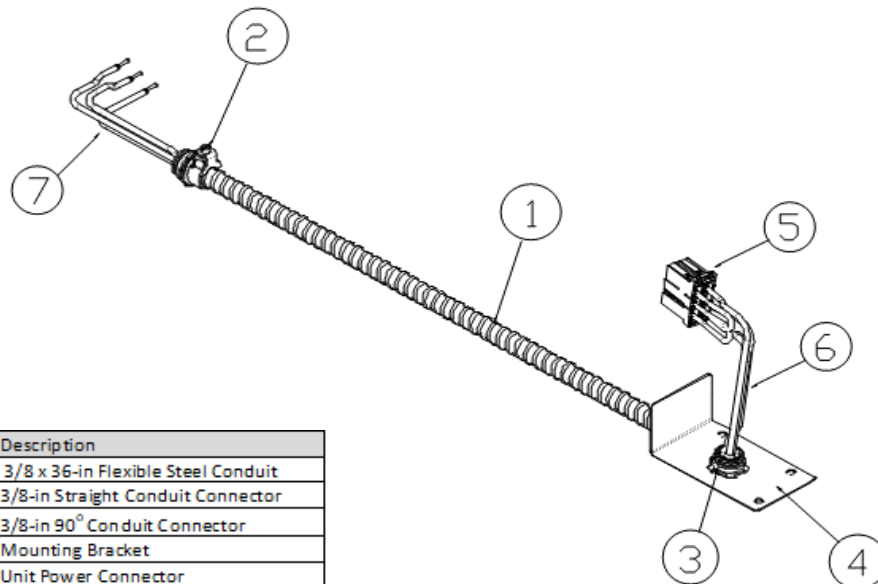
Electrical:
 Voltage Rating: 265v
 Current Rating: 20 amp
 Unit Power Connection: Gree ETAC2

Unit Dimensions

| | |
|--------|---------|
| Length | 36.0-in |
| Height | 3/8-in |
| Depth | 3/8-in |
| Weight | 0.5-lbs |

Shipping Dimensions

| | |
|--------|---------|
| Length | 15.0-in |
| Height | 2.5-in |
| Depth | 15.0-in |
| Weight | 0.5-lbs |

Exploded View Diagram


| Item | Description |
|------|------------------------------------|
| 1 | 3/8 x 36-in Flexible Steel Conduit |
| 2 | 3/8-in Straight Conduit Connector |
| 3 | 3/8-in 90° Conduit Connector |
| 4 | Mounting Bracket |
| 5 | Unit Power Connector |
| 6 | 12 AWG Wire (Length 48-in max.) |
| 7 | 6-in min. Wire Length from Conduit |


Specifications are subject to change without notice. Manufacturer reserves the right to discontinue or modify specifications or designs without notice or without incurring obligations. All rights reserved.

Submittal Data: E2-HW-265V-30A PTAC Hardwire Kit

| | | |
|--------------|----------|--|
| Job Name | Location | Date |
| Purchaser | Engineer | |
| Submitted To | For | <input type="checkbox"/> Reference <input type="checkbox"/> Approval <input type="checkbox"/> Construction |
| Schedule No. | | |

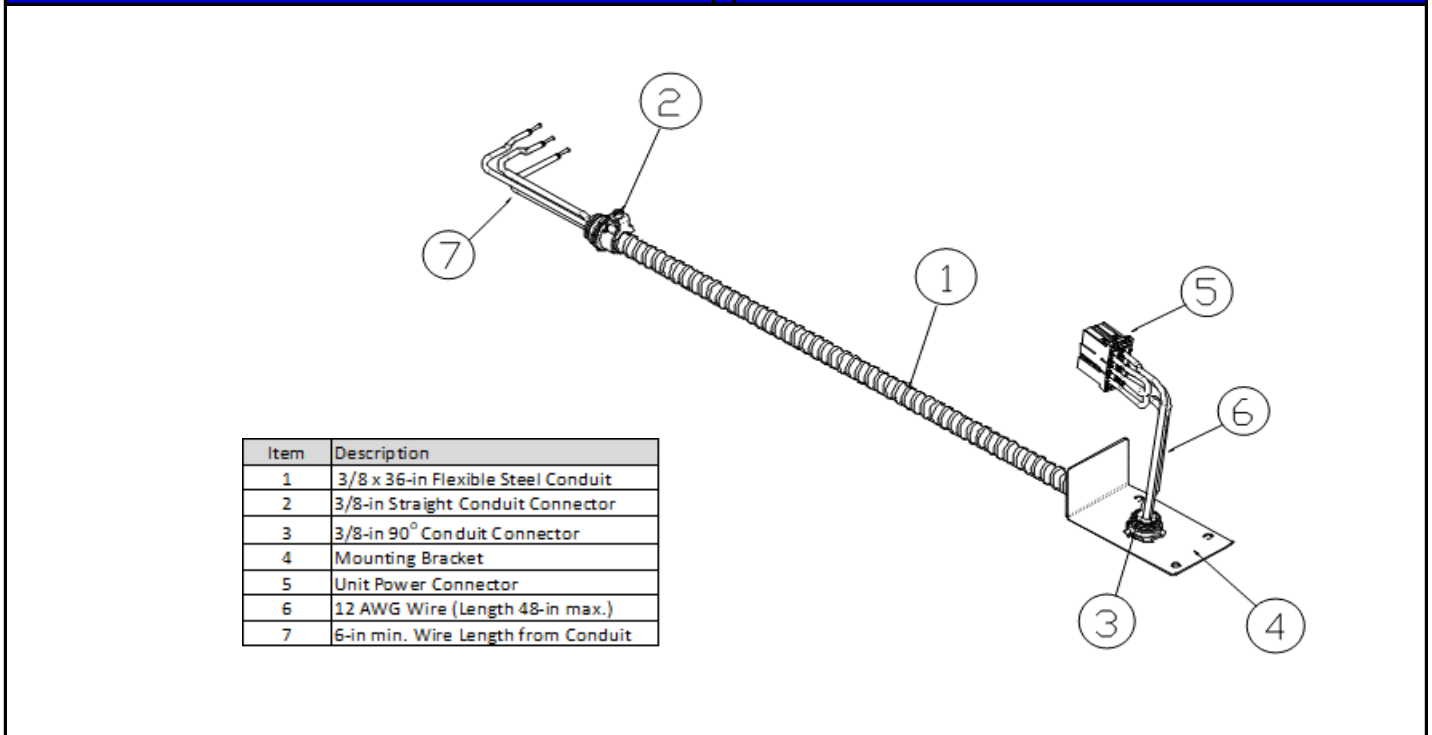
GENERAL FEATURES

- Field Installed 265V 30 amp conduit hardwire.
- Flexible steel conduit construction.
- Easy unit disconnect for maintenance or service
- Made for Gree ETAC2 models ONLY.



| Specifications |
|---|
| Physical: Conduit Material: Steel Wire: 12 AWG 600V 105°C Insulation - 2/64" thick thermoplastic Wire Colors: Black/White/Green Electrical: Voltage Rating: 265v Current Rating: 30 amp Unit Power Connection: Gree ETAC2 |

| Unit Dimensions | |
|---------------------|---------|
| Length | 36.0-in |
| Height | 3/8-in |
| Depth | 3/8-in |
| Weight | 0.5-lbs |
| Shipping Dimensions | |
| Length | 15.0-in |
| Height | 2.5-in |
| Depth | 15.0-in |
| Weight | 0.5-lbs |



Specifications are subject to change without notice. Manufacturer reserves the right to discontinue or modify specifications or designs without notice or without incurring obligations. All rights reserved.

Submittal Data: E2-SUB-HW-230V-15A PTAC Hardwire Kit

| | | |
|--------------|----------|--|
| Job Name | Location | Date |
| Purchaser | Engineer | |
| Submitted To | For | <input type="checkbox"/> Reference <input type="checkbox"/> Approval <input type="checkbox"/> Construction |

Schedule No.

GENERAL FEATURES

- Field Installed 208/230V 15 amp conduit hardwire.
- Includes flexible steel conduit and steel electrical junction box.
- Provides direct connection between unit and subbase.
- Easy unit disconnect for maintenance.
- For Gree ETAC2 models ONLY.
- Must be used with non-electrical subbase (Part#: PTAC-SUBBASE-A)



Specifications

Physical:
 Conduit Material: Steel
 Wire: 12 AWG 600V 105°C
 Insulation - 2/64" thick thermoplastic
 Wire Colors: Black/Red/Green

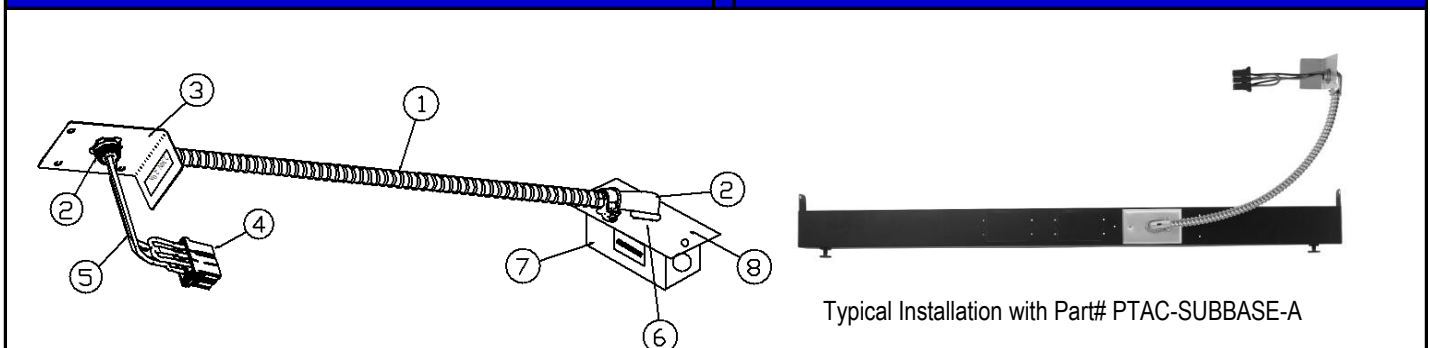
Electrical:
 Voltage Rating: 208/230v
 Current Rating: 15 amp
 Unit Power Connection: Gree ETAC2

Unit Dimensions

| | |
|--------|---------|
| Length | 21.0-in |
| Height | 3/8-in |
| Depth | 3/8-in |
| Weight | 1.0-lbs |

Shipping Dimensions

| | |
|--------|---------|
| Length | 15.0-in |
| Height | 3.0-in |
| Depth | 15.0-in |
| Weight | 1.0-lbs |



| Item | Description |
|------|------------------------------------|
| 1 | 3/8 x 21-in Flexible Steel Conduit |
| 2 | 3/8-in 90° Conduit Connector |
| 3 | Mounting Bracket |
| 4 | Unit Power Connector |
| 5 | 12 AWG Wire (Length 36-in max.) |
| 6 | 6-in min. Wire Length from Conduit |
| 7 | Electrical Junction Box |
| 8 | Electrical Junction Box Cover |

Specifications are subject to change without notice. Manufacturer reserves the right to discontinue or modify specifications or designs without notice or without incurring obligations. All rights reserved.

Submission Data: E2-SUB-HW-230V-20A PTAC Hardwire Kit

| | | |
|--------------|----------|--|
| Job Name | Location | Date |
| Purchaser | Engineer | |
| Submitted To | For | <input type="checkbox"/> Reference <input type="checkbox"/> Approval <input type="checkbox"/> Construction |

Schedule No.

GENERAL FEATURES

- Field Installed 208/230V 20 amp conduit hardwire.
- Includes flexible steel conduit and steel electrical junction box.
- Provides direct connection between unit and subbase.
- Easy unit disconnect for maintenance.
- For Gree ETAC2 models ONLY.
- Must be used with non-electrical subbase (Part#: PTAC-SUBBASE-A)



Specifications

Physical:
 Conduit Material: Steel
 Wire: 12 AWG 600V 105°C
 Insulation - 2/64" thick thermoplastic
 Wire Colors: Black/Red/Green

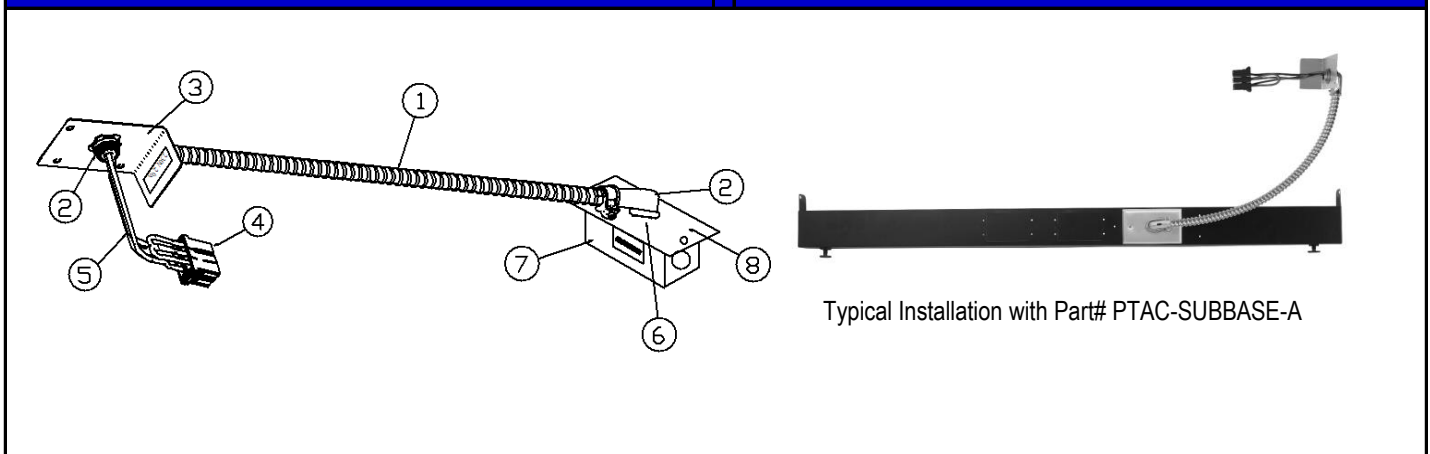
Electrical:
 Voltage Rating: 208/230v
 Current Rating: 20 amp
 Unit Power Connection: Gree ETAC2

Unit Dimensions

| | |
|--------|---------|
| Length | 21.0-in |
| Height | 3/8-in |
| Depth | 3/8-in |
| Weight | 1.0-lbs |

Shipping Dimensions

| | |
|--------|---------|
| Length | 15.0-in |
| Height | 3.0-in |
| Depth | 15.0-in |
| Weight | 1.0-lbs |



Typical Installation with Part# PTAC-SUBBASE-A

| Item | Description |
|------|------------------------------------|
| 1 | 3/8 x 21-in Flexible Steel Conduit |
| 2 | 3/8-in 90° Conduit Connector |
| 3 | Mounting Bracket |
| 4 | Unit Power Connector |
| 5 | 12 AWG Wire (Length 36-in max.) |
| 6 | 6-in min. Wire Length from Conduit |
| 7 | Electrical Junction Box |
| 8 | Electrical Junction Box Cover |


Specifications are subject to change without notice. Manufacturer reserves the right to discontinue or modify specifications or designs without notice or without incurring obligations. All rights reserved.

Submission Data: E2-SUB-HW-230V-30A PTAC Hardwire Kit

| | | |
|--------------|----------|--|
| Job Name | Location | Date |
| Purchaser | Engineer | |
| Submitted To | For | <input type="checkbox"/> Reference <input type="checkbox"/> Approval <input type="checkbox"/> Construction |
| Schedule No. | | |

GENERAL FEATURES

- Field Installed 208/230V 30 amp conduit hardwire.
- Includes flexible steel conduit and steel electrical junction box.
- Provides direct connection between unit and subbase.
- Easy unit disconnect for maintenance.
- For Gree ETAC2 models ONLY.
- Must be used with non-electrical subbase (Part#: PTAC-SUBBASE-A)



| Specifications |
|--|
| Physical: |
| Conduit Material: Steel |
| Wire: 12 AWG 600V 105°C |
| Insulation - 2/64" thick thermoplastic |
| Wire Colors: Black/Red/Green |
| Electrical: |
| Voltage Rating: 208/230v |
| Current Rating: 30 amp |
| Unit Power Connection: Gree ETAC2 |

| Unit Dimensions | |
|---------------------|---------|
| Length | 21.0-in |
| Height | 3/8-in |
| Depth | 3/8-in |
| Weight | 1.0-lbs |
| Shipping Dimensions | |
| Length | 15.0-in |
| Height | 3.0-in |
| Depth | 15.0-in |
| Weight | 1.0-lbs |

Typical Installation with Part# PTAC-SUBBASE-A

| Item | Description |
|------|------------------------------------|
| 1 | 3/8 x 21-in Flexible Steel Conduit |
| 2 | 3/8-in 90° Conduit Connector |
| 3 | Mounting Bracket |
| 4 | Unit Power Connector |
| 5 | 12 AWG Wire (Length 36-in max.) |
| 6 | 6-in min. Wire Length from Conduit |
| 7 | Electrical Junction Box |
| 8 | Electrical Junction Box Cover |


Specifications are subject to change without notice. Manufacturer reserves the right to discontinue or modify specifications or designs without notice or without incurring obligations. All rights reserved.

Submission Data: E2-SUB-HW-265V-15A PTAC Hardwire Kit

| | | |
|--------------|----------|--|
| Job Name | Location | Date |
| Purchaser | Engineer | |
| Submitted To | For | <input type="checkbox"/> Reference <input type="checkbox"/> Approval <input type="checkbox"/> Construction |
| Schedule No. | | |

GENERAL FEATURES

- Field Installed 265V 15 amp conduit hardwire.
- Includes flexible steel conduit and steel electrical junction box.
- Provides direct connection between unit and subbase.
- Easy unit disconnect for maintenance or service
- For Gree ETAC2 models ONLY.
- Must be used with non-electrical subbase (Part#: PTAC-SUBBASE-A)



| Specifications |
|--|
| Physical: |
| Conduit Material: Steel |
| Wire: 12 AWG 600V 105°C |
| Insulation - 2/64" thick thermoplastic |
| Wire Colors: Black/White/Green |
| Electrical: |
| Voltage Rating: 265v |
| Current Rating: 15 amp |
| Unit Power Connection: Gree ETAC2 |

| Unit Dimensions | |
|---------------------|---------|
| Length | 21.0-in |
| Height | 3/8-in |
| Depth | 3/8-in |
| Weight | 1.0-lbs |
| Shipping Dimensions | |
| Length | 15.0-in |
| Height | 3.0-in |
| Depth | 15.0-in |
| Weight | 1.0-lbs |

Typical Installation with Part# PTAC-SUBBASE-A

| Item | Description |
|------|------------------------------------|
| 1 | 3/8 x 21-in Flexible Steel Conduit |
| 2 | 3/8-in 90° Conduit Connector |
| 3 | Mounting Bracket |
| 4 | Unit Power Connector |
| 5 | 12 AWG Wire (Length 36-in max.) |
| 6 | 6-in min. Wire Length from Conduit |
| 7 | Electrical Junction Box |
| 8 | Electrical Junction Box Cover |

Specifications are subject to change without notice. Manufacturer reserves the right to discontinue or modify specifications or designs without notice or without incurring obligations. All rights reserved.

Submittal Data: E2-SUB-HW-265V-20A PTAC Hardwire Kit

Job Name _____ Location _____ Date _____


Purchaser _____ Engineer _____

Submitted To _____ For Reference Approval Construction

Schedule No. _____

GENERAL FEATURES

- Field Installed 265V 20 amp conduit hardwire.
- Includes flexible steel conduit and steel electrical junction box.
- Provides direct connection between unit and subbase.
- Easy unit disconnect for maintenance or service
- For Gree ETAC2 models ONLY.
- Must be used with non-electrical subbase (Part#: PTAC-SUBBASE-A)



Specifications

Physical:
 Conduit Material: Steel
 Wire: 12 AWG 600V 105°C
 Insulation - 2/64" thick thermoplastic
 Wire Colors: Black/White/Green

Electrical:
 Voltage Rating: 265v
 Current Rating: 20 amp
 Unit Power Connection: Gree ETAC2

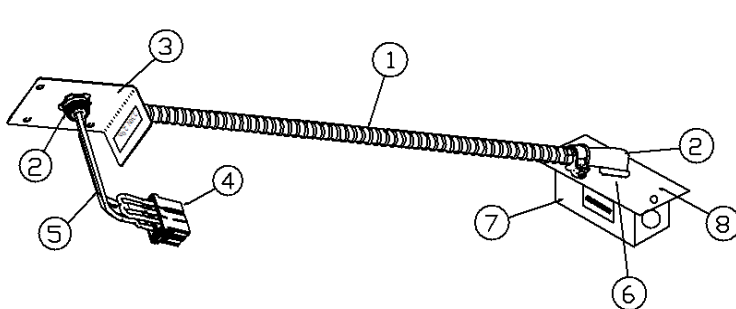
Unit Dimensions

| | |
|--------|---------|
| Length | 21.0-in |
| Height | 3/8-in |
| Depth | 3/8-in |
| Weight | 1.0-lbs |

Shipping Dimensions

| | |
|--------|---------|
| Length | 15.0-in |
| Height | 3.0-in |
| Depth | 15.0-in |
| Weight | 1.0-lbs |

Typical Installation with Part# PTAC-SUBBASE-A



Typical Installation with Part# PTAC-SUBBASE-A

| Item | Description |
|------|------------------------------------|
| 1 | 3/8 x 21-in Flexible Steel Conduit |
| 2 | 3/8-in 90° Conduit Connector |
| 3 | Mounting Bracket |
| 4 | Unit Power Connector |
| 5 | 12 AWG Wire (Length 36-in max.) |
| 6 | 6-in min. Wire Length from Conduit |
| 7 | Electrical Junction Box |
| 8 | Electrical Junction Box Cover |

Specifications are subject to change without notice. Manufacturer reserves the right to discontinue or modify specifications or designs without notice or without incurring obligations. All rights reserved.

Submittal Data: E2-SUB-HW-265V-30A PTAC Hardwire Kit

Job Name _____ Location _____ Date _____


Purchaser _____ Engineer _____

Submitted To _____ For Reference Approval Construction

Schedule No. _____

GENERAL FEATURES

- Field Installed 265V 30 amp conduit hardwire.
- Includes flexible steel conduit and steel electrical junction box.
- Provides direct connection between unit and subbase.
- Easy unit disconnect for maintenance or service
- For Gree ETAC2 models ONLY.
- Must be used with non-electrical subbase (Part#: PTAC-SUBBASE-A)



Specifications

Physical:
 Conduit Material: Steel
 Wire: 12 AWG 600V 105°C
 Insulation - 2/64" thick thermoplastic
 Wire Colors: Black/White/Green

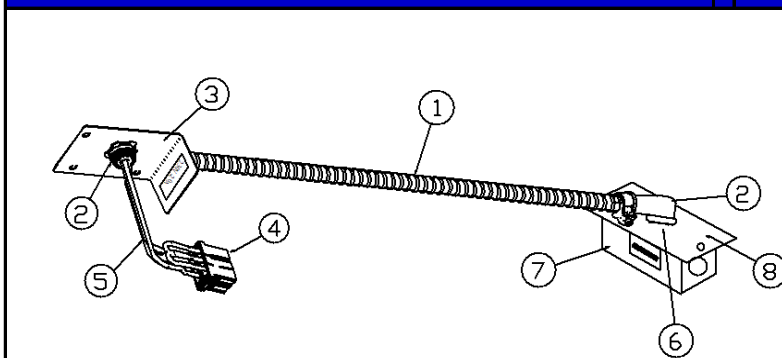
Electrical:
 Voltage Rating: 265v
 Current Rating: 30 amp
 Unit Power Connection: Gree ETAC2

Unit Dimensions

| | |
|--------|---------|
| Length | 21.0-in |
| Height | 3/8-in |
| Depth | 3/8-in |
| Weight | 1.0-lbs |

Shipping Dimensions

| | |
|--------|---------|
| Length | 15.0-in |
| Height | 3.0-in |
| Depth | 15.0-in |
| Weight | 1.0-lbs |



Typical Installation with Part# PTAC-SUBBASE-A

| Item | Description |
|------|------------------------------------|
| 1 | 3/8 x 21-in Flexible Steel Conduit |
| 2 | 3/8-in 90° Conduit Connector |
| 3 | Mounting Bracket |
| 4 | Unit Power Connector |
| 5 | 12 AWG Wire (Length 36-in max.) |
| 6 | 6-in min. Wire Length from Conduit |
| 7 | Electrical Junction Box |
| 8 | Electrical Junction Box Cover |

Specifications are subject to change without notice. Manufacturer reserves the right to discontinue or modify specifications or designs without notice or without incurring obligations. All rights reserved.

Submittal Data: SUBBASE-230V-15A PTAC Electrical Subbase

| | | |
|--------------|----------|--|
| Job Name | Location | Date |
| Purchaser | Engineer | |
| Submitted To | For | <input type="checkbox"/> Reference <input type="checkbox"/> Approval <input type="checkbox"/> Construction |
| Schedule No. | | |

GENERAL FEATURES

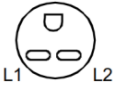
- Contains a prewired NEMA receptacle outlet.
- Multiple electrical knockouts for fast and easy installation.
- Conceals excess unit power cord for a neat, finished appearance.
- Adjustable height of 3¼ to 5½ inches from finished floor.
- Made of heavy gauge steel.
- Mounts easily and securely to standard wall sleeve.
- Decorative side skirting for finished appearance.
- Optional field installed pre-wired disconnect switch and fuse kits.



Specifications

Physical:
 Material: Steel
 Material Thickness*: 0.0433 to 0.0480-in
 Color: Black
 Finish: Powder coated paint

Electrical:
 Voltage Rating: 208/230v
 Current Rating: 15 amp
 Receptacle Type: NEMA 6-15



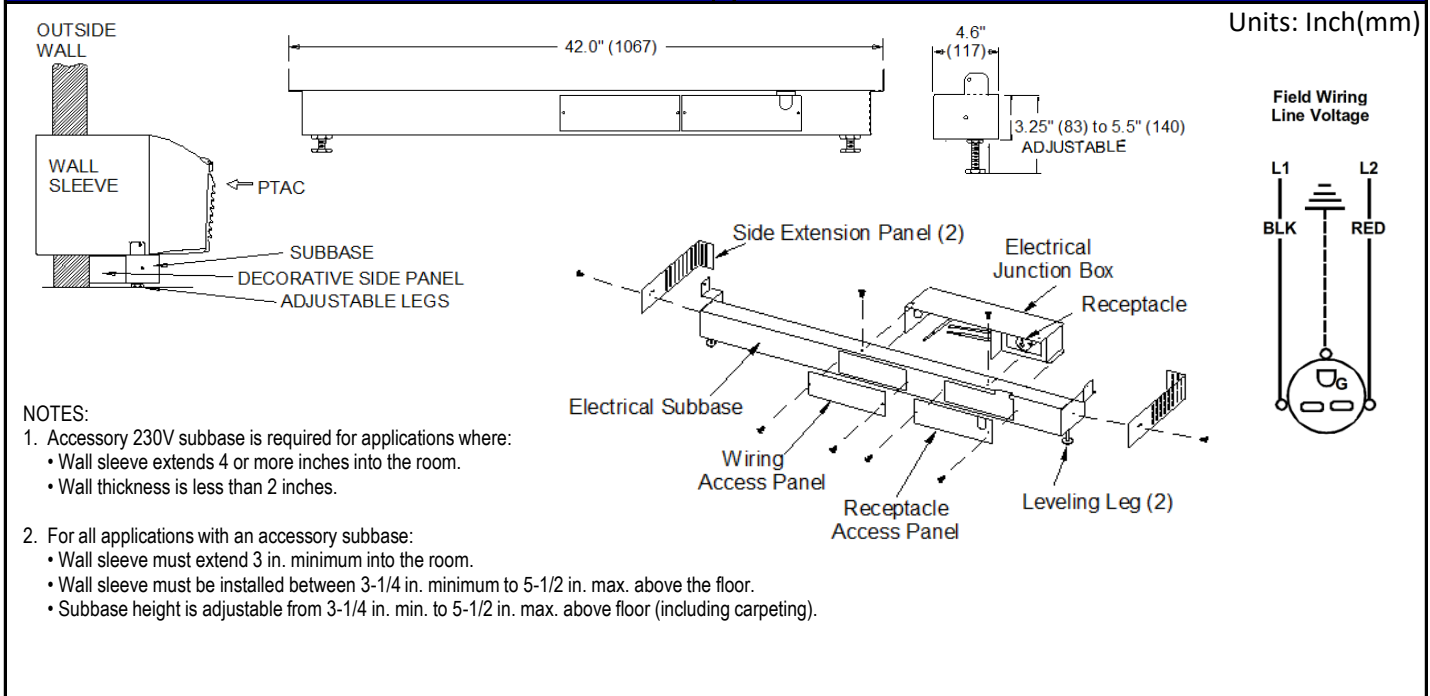
* including paint.

Unit Dimensions

| | |
|--------|----------|
| Length | 42.0-in |
| Height | 3.25-in |
| Depth | 4.625-in |
| Weight | 9.0-lbs |

Shipping Dimensions

| | |
|------------|----------|
| Length | 43.75-in |
| Height | 5.0-in |
| Depth | 5.25-in |
| Weight | 9.5-lbs |
| Pallet Qty | 72 pcs |



Specifications are subject to change without notice. Manufacturer reserves the right to discontinue or modify specifications or designs without notice or without incurring obligations. All rights reserved.

Submittal Data: SUBBASE-230V-20A PTAC Electrical Subbase

| | | |
|--------------|----------|--|
| Job Name | Location | Date |
| Purchaser | Engineer | |
| Submitted To | For | <input type="checkbox"/> Reference <input type="checkbox"/> Approval <input type="checkbox"/> Construction |
| Schedule No. | | |

GENERAL FEATURES

- Contains a prewired NEMA receptacle outlet.
- Multiple electrical knockouts for fast and easy installation.
- Conceals excess unit power cord for a neat, finished appearance.
- Adjustable height of 3¼ to 5½ inches from finished floor.
- Made of heavy gauge steel.
- Mounts easily and securely to standard wall sleeve.
- Decorative side skirting for finished appearance.
- Optional field installed pre-wired disconnect switch and fuse kits.

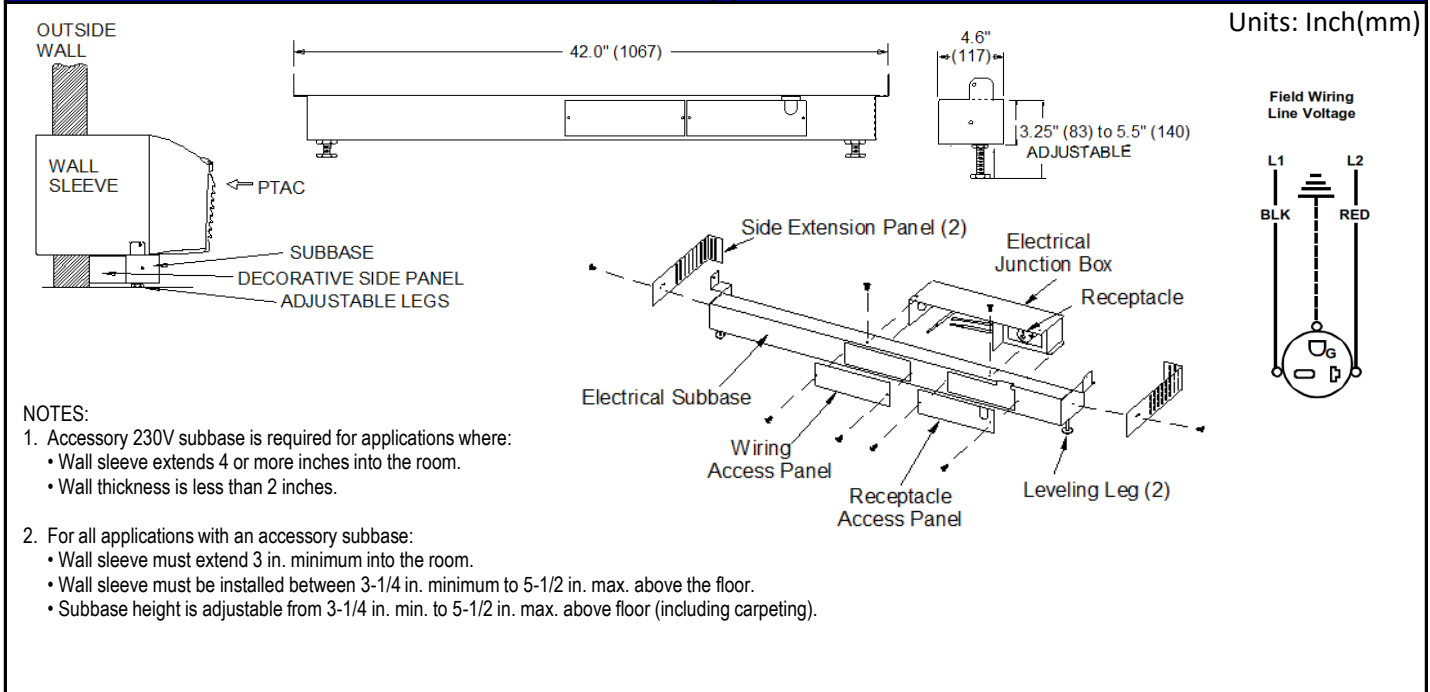


| Specifications |
|--|
| Physical: Material: Steel Material Thickness*: 0.0433 to 0.0480-in Color: Black Finish: Powder coated paint Electrical: Voltage Rating: 208/230v Current Rating: 20 amp Receptacle Type: NEMA 6-20 |

| Unit Dimensions | |
|---------------------|----------|
| Length | 42.0-in |
| Height | 3.25-in |
| Depth | 4.625-in |
| Weight | 9.0-lbs |
| Shipping Dimensions | |
| Length | 43.75-in |
| Height | 5.0-in |
| Depth | 5.25-in |
| Weight | 9.5-lbs |
| Pallet Qty | 72 pcs |



* including paint.



Specifications are subject to change without notice. Manufacturer reserves the right to discontinue or modify specifications or designs without notice or without incurring obligations. All rights reserved.

Submittal Data: SUBBASE-230V-30A PTAC Electrical Subbase

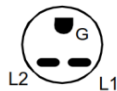
| | | |
|--------------|----------|--|
| Job Name | Location | Date |
| Purchaser | Engineer | |
| Submitted To | For | <input type="checkbox"/> Reference <input type="checkbox"/> Approval <input type="checkbox"/> Construction |
| Schedule No. | | |

GENERAL FEATURES

- Contains a prewired NEMA receptacle outlet.
- Multiple electrical knockouts for fast and easy installation.
- Conceals excess unit power cord for a neat, finished appearance.
- Adjustable height of 3¼ to 5½ inches from finished floor.
- Made of heavy gauge steel.
- Mounts easily and securely to standard wall sleeve.
- Decorative side skirting for finished appearance.
- Optional field installed pre-wired disconnect switch and fuse kits.

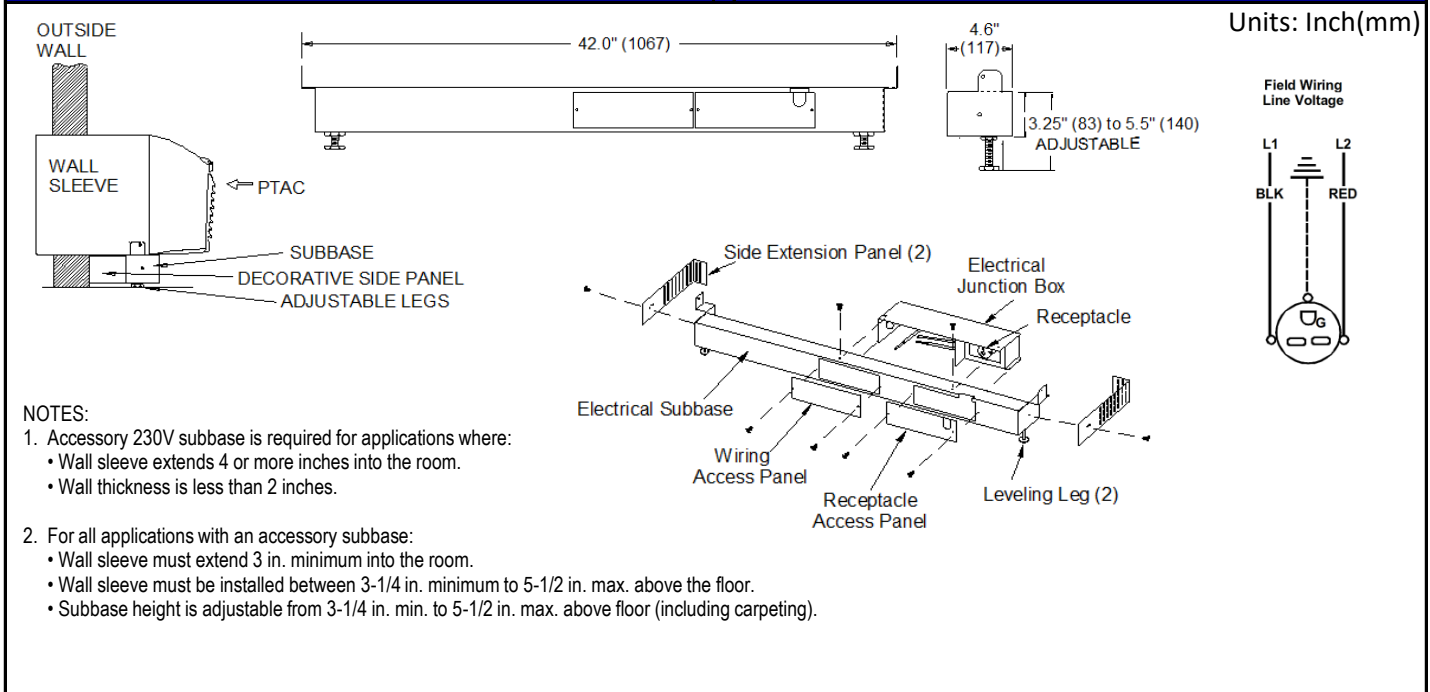


| Specifications |
|---|
| Physical: Material: Steel Material Thickness*: 0.0433 to 0.0480-in Color: Black Finish: Powder coated paint |
| Electrical: Voltage Rating: 208/230v Current Rating: 30 amp Receptacle Type: NEMA 6-30 |



* including paint.

| Unit Dimensions | |
|---------------------|----------|
| Length | 42.0-in |
| Height | 3.25-in |
| Depth | 4.625-in |
| Weight | 9.0-lbs |
| Shipping Dimensions | |
| Length | 43.75-in |
| Height | 5.0-in |
| Depth | 5.25-in |
| Weight | 9.5-lbs |
| Pallet Qty | 72 pcs |



Specifications are subject to change without notice. Manufacturer reserves the right to discontinue or modify specifications or designs without notice or without incurring obligations. All rights reserved.

Submittal Data: SUBBASE-265V-15A PTAC Electrical Subbase

| | | |
|--------------|----------|--|
| Job Name | Location | Date |
| Purchaser | Engineer | |
| Submitted To | For | <input type="checkbox"/> Reference <input type="checkbox"/> Approval <input type="checkbox"/> Construction |
| Schedule No. | | |

GENERAL FEATURES


- Contains a prewired NEMA receptacle outlet.
- Multiple electrical knockouts for fast and easy installation.
- Conceals unit power cord for a neat, finished appearance.
- Adjustable height of 3¼ to 5½ inches from finished floor.
- Steel chase-way between unit and subbase to hide power cord.
- Mounts easily and securely to standard wall sleeve.
- Decorative side skirting for finished appearance.
- Optional field installed pre-wired disconnect switch and fuse kits.



Specifications

Physical:
 Material: Steel
 Material Thickness*: 0.0433 to 0.0480-in
 Color: Black
 Finish: Powder coated paint

Electrical:
 Voltage Rating: 265v
 Current Rating: 15 amp
 Receptacle Type: NEMA 7-15



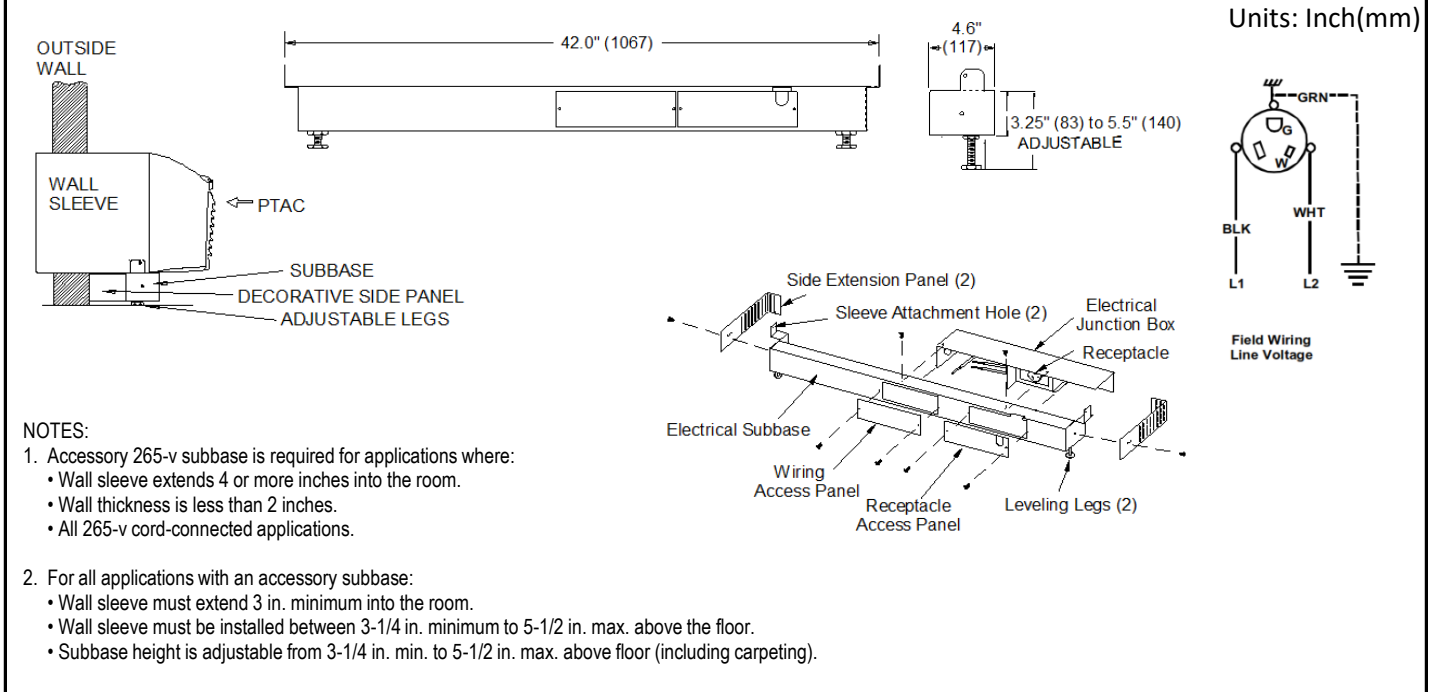
* including paint.

Unit Dimensions

| | |
|--------|----------|
| Length | 42.0-in |
| Height | 3.25-in |
| Depth | 4.625-in |
| Weight | 9.0-lbs |

Shipping Dimensions

| | |
|------------|----------|
| Length | 43.75-in |
| Height | 5.0-in |
| Depth | 5.25-in |
| Weight | 9.5-lbs |
| Pallet Qty | 72 pcs |



- NOTES:**
- Accessory 265-v subbase is required for applications where:
 - Wall sleeve extends 4 or more inches into the room.
 - Wall thickness is less than 2 inches.
 - All 265-v cord-connected applications.
 - For all applications with an accessory subbase:
 - Wall sleeve must extend 3 in. minimum into the room.
 - Wall sleeve must be installed between 3-1/4 in. minimum to 5-1/2 in. max. above the floor.
 - Subbase height is adjustable from 3-1/4 in. min. to 5-1/2 in. max. above floor (including carpeting).

Specifications are subject to change without notice. Manufacturer reserves the right to discontinue or modify specifications or designs without notice or without incurring obligations. All rights reserved.

Submittal Data: SUBBASE-265V-20A PTAC Electrical Subbase

| | | |
|--------------|----------|--|
| Job Name | Location | Date |
| Purchaser | Engineer | |
| Submitted To | For | <input type="checkbox"/> Reference <input type="checkbox"/> Approval <input type="checkbox"/> Construction |
| Schedule No. | | |

GENERAL FEATURES


- Contains a prewired NEMA receptacle outlet.
- Multiple electrical knockouts for fast and easy installation.
- Conceals unit power cord for a neat, finished appearance.
- Adjustable height of 3¼ to 5½ inches from finished floor.
- Steel chase-way between unit and subbase to hide power cord.
- Mounts easily and securely to standard wall sleeve.
- Decorative side skirting for finished appearance.
- Optional field installed pre-wired disconnect switch and fuse kits.



Specifications

Physical:
 Material: Steel
 Material Thickness*: 0.0433 to 0.0480-in
 Color: Black
 Finish: Powder coated paint

Electrical:
 Voltage Rating: 265v
 Current Rating: 20 amp
 Receptacle Type: NEMA 7-20



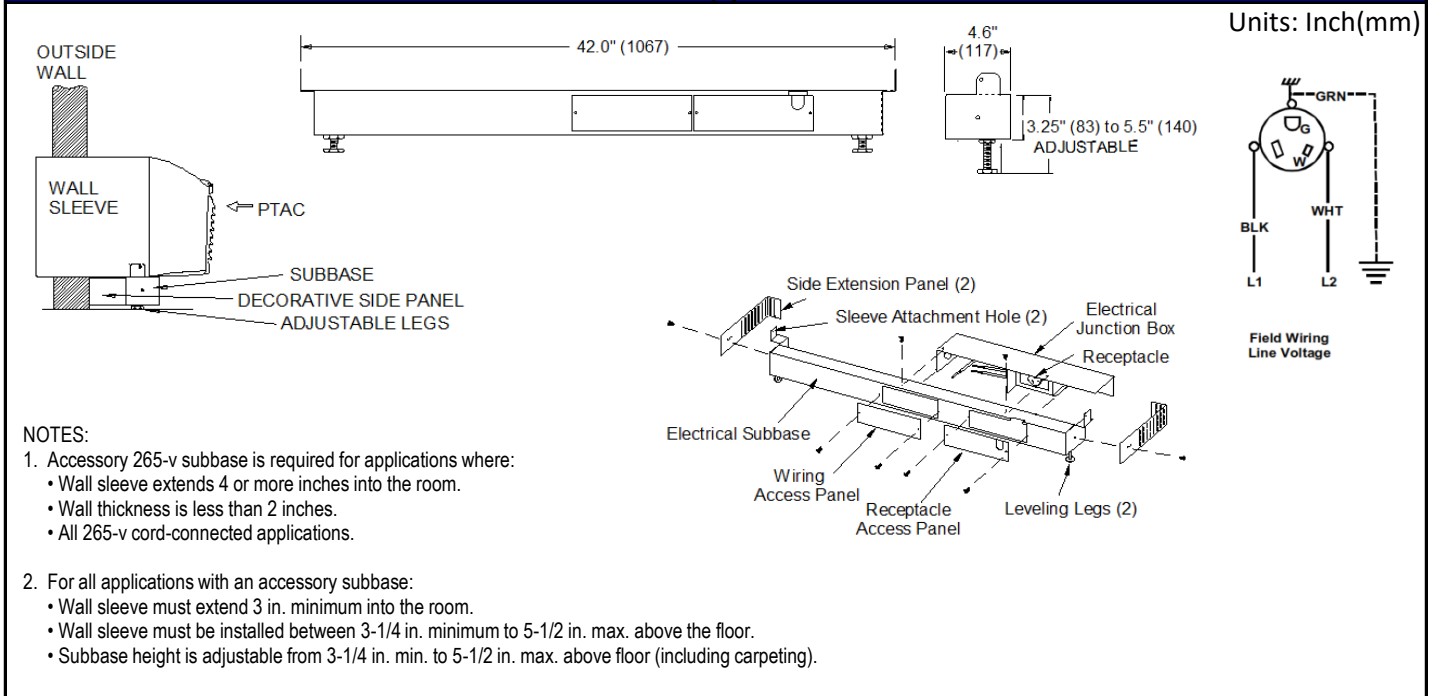
* including paint.

Unit Dimensions

| | |
|--------|----------|
| Length | 42.0-in |
| Height | 3.25-in |
| Depth | 4.625-in |
| Weight | 9.0-lbs |

Shipping Dimensions

| | |
|------------|----------|
| Length | 43.75-in |
| Height | 5.0-in |
| Depth | 5.25-in |
| Weight | 9.5-lbs |
| Pallet Qty | 72 pcs |



Specifications are subject to change without notice. Manufacturer reserves the right to discontinue or modify specifications or designs without notice or without incurring obligations. All rights reserved.


Submittal Data: SUBBASE-265V-30A PTAC Electrical Subbase

| | | |
|--------------|----------|--|
| Job Name | Location | Date |
| Purchaser | Engineer | |
| Submitted To | For | <input type="checkbox"/> Reference <input type="checkbox"/> Approval <input type="checkbox"/> Construction |
| Schedule No. | | |

GENERAL FEATURES

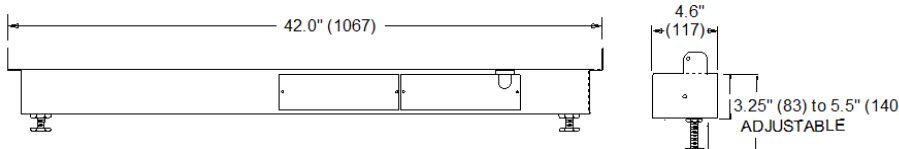
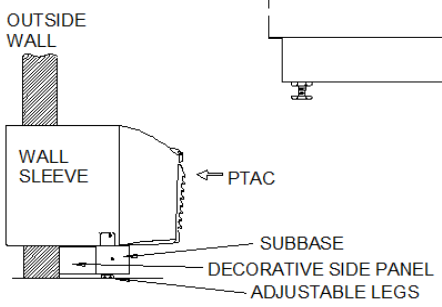
- Contains a prewired NEMA receptacle outlet.
- Multiple electrical knockouts for fast and easy installation.
- Conceals unit power cord for a neat, finished appearance.
- Adjustable height of 3¼ to 5½ inches from finished floor.
- Steel chase-way between unit and subbase to hide power cord.
- Mounts easily and securely to standard wall sleeve.
- Decorative side skirting for finished appearance.
- Optional field installed pre-wired disconnect switch and fuse kits.

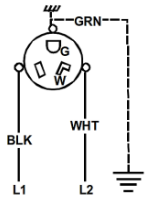


| Specifications |
|---|
| Physical: Material: Steel Material Thickness*: 0.0433 to 0.0480-in Color: Black Finish: Powder coated paint |
| Electrical: Voltage Rating: 265v Current Rating: 30 amp Receptacle Type: NEMA 7-30 |
|  |
| * including paint. |

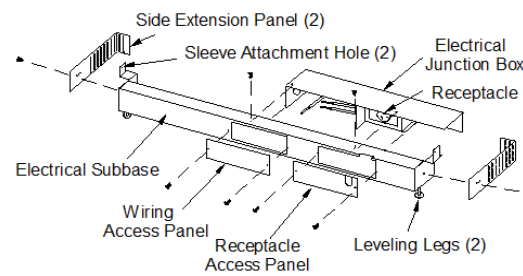
| Unit Dimensions | |
|---------------------|----------|
| Length | 42.0-in |
| Height | 3.25-in |
| Depth | 4.625-in |
| Weight | 9.0-lbs |
| Shipping Dimensions | |
| Length | 43.75-in |
| Height | 5.0-in |
| Depth | 5.25-in |
| Weight | 9.5-lbs |
| Pallet Qty | 72 pcs |

Units: Inch(mm)



Field Wiring Line Voltage



NOTES:

- Accessory 265-v subbase is required for applications where:
 - Wall sleeve extends 4 or more inches into the room.
 - Wall thickness is less than 2 inches.
 - All 265-v cord-connected applications.
- For all applications with an accessory subbase:
 - Wall sleeve must extend 3 in. minimum into the room.
 - Wall sleeve must be installed between 3-1/4 in. minimum to 5-1/2 in. max. above the floor.
 - Subbase height is adjustable from 3-1/4 in. min. to 5-1/2 in. max. above floor (including carpeting).


Specifications are subject to change without notice. Manufacturer reserves the right to discontinue or modify specifications or designs without notice or without incurring obligations. All rights reserved.

Submittal Data: SUBBASE-HW-230V-15A PTAC Electrical Subbase

| | | |
|--------------|----------|--|
| Job Name | Location | Date |
| Purchaser | Engineer | |
| Submitted To | For | <input type="checkbox"/> Reference <input type="checkbox"/> Approval <input type="checkbox"/> Construction |
| Schedule No. | | |

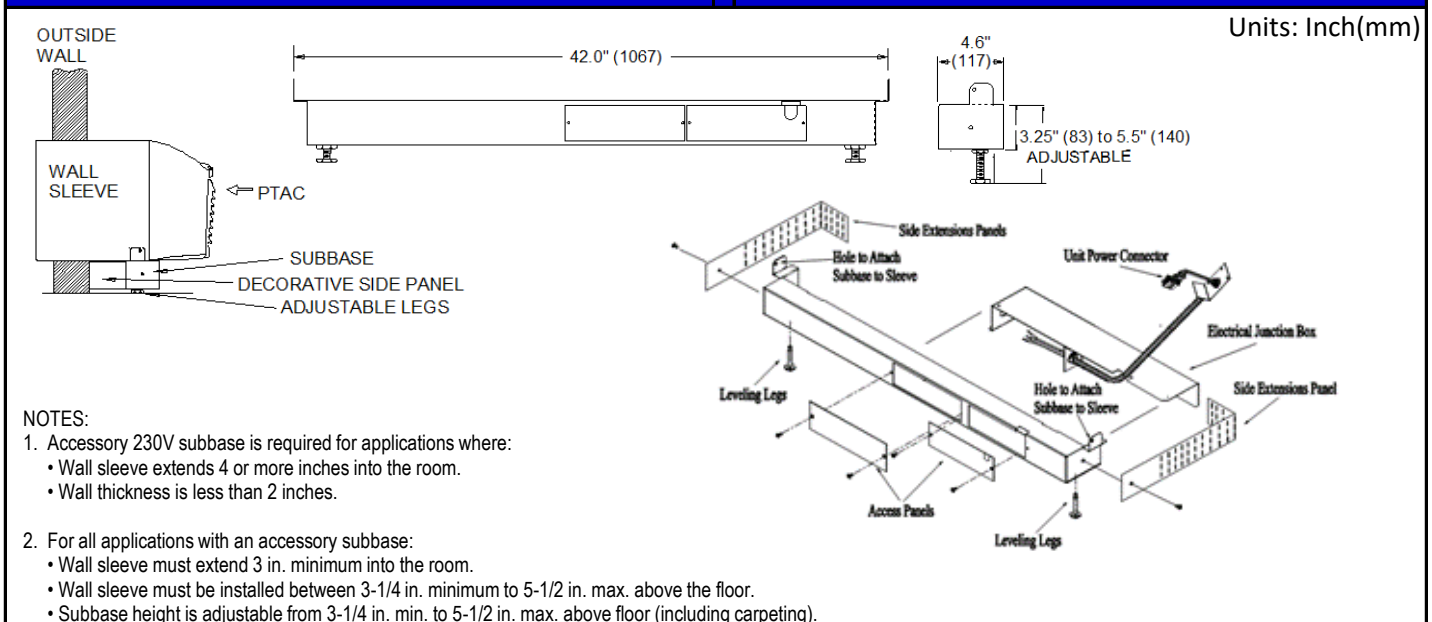
GENERAL FEATURES

- Contains factory installed 208/230v 15 amp hardwire whip.
- Provides direct connection between unit and subbase.
- Easy electrical disconnect for maintenance.
- Adjustable height of 3¼ to 5½ inches from finished floor.
- Multiple electrical knockouts for fast and easy installation.
- Decorative side skirting for finished appearance.
- For ETAC2 models ONLY.
- Optional field installed pre-wired disconnect switch and fuse kits.



| Specifications | Unit Dimensions |
|--|----------------------------|
| Physical: | Length 42.0-in |
| Material: Steel | Height 3.25-in |
| Material Thickness*: 0.0433 to 0.0480-in | Depth 4.625-in |
| Color: Black | Weight 9.0-lbs |
| Finish: Powder coated paint | |
| | |
| Electrical: | Shipping Dimensions |
| Voltage Rating: 208/230v | Length 43.75-in |
| Current Rating: 15 amp | Height 5.0-in |
| Unit Power Connection: Gree ETAC2 | Depth 5.25-in |
| Conduit Material: Steel | Weight 9.5-lbs |
| Wire: 12 AWG 600V 105°C 2/64-in thick insulation | Pallet Qty 72 pcs |
| Wire Colors: Black/Red/Green | |

* including paint.



NOTES:

- Accessory 230V subbase is required for applications where:
 - Wall sleeve extends 4 or more inches into the room.
 - Wall thickness is less than 2 inches.
- For all applications with an accessory subbase:
 - Wall sleeve must extend 3 in. minimum into the room.
 - Wall sleeve must be installed between 3-1/4 in. minimum to 5-1/2 in. max. above the floor.
 - Subbase height is adjustable from 3-1/4 in. min. to 5-1/2 in. max. above floor (including carpeting).


Specifications are subject to change without notice. Manufacturer reserves the right to discontinue or modify specifications or designs without notice or without incurring obligations. All rights reserved.

Submittal Data: SUBBASE-HW-230V-20A PTAC Electrical Subbase

| | | |
|--------------|----------|--|
| Job Name | Location | Date |
| Purchaser | Engineer | |
| Submitted To | For | <input type="checkbox"/> Reference <input type="checkbox"/> Approval <input type="checkbox"/> Construction |
| Schedule No. | | |

GENERAL FEATURES

- Contains factory installed 208/230v 20 amp hardwire whip.
- Provides direct connection between unit and subbase.
- Easy electrical disconnect for maintenance.
- Adjustable height of 3¼ to 5½ inches from finished floor.
- Multiple electrical knockouts for fast and easy installation.
- Decorative side skirting for finished appearance.
- For ETAC2 models ONLY.
- Optional field installed pre-wired disconnect switch and fuse kits.



Specifications

Physical:
 Material: Steel
 Material Thickness*: 0.0433 to 0.0480-in
 Color: Black
 Finish: Powder coated paint
 * including paint.

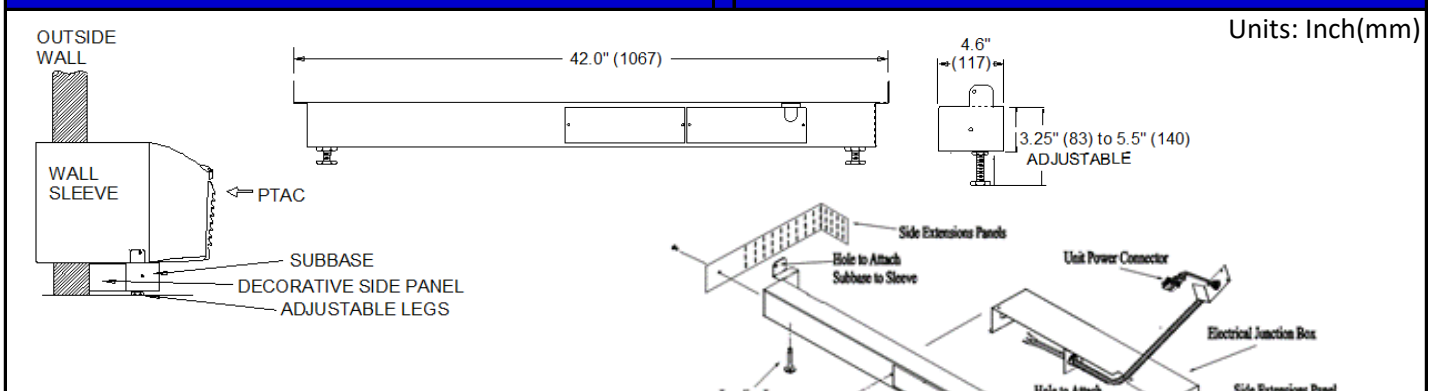
Electrical:
 Voltage Rating: 208/230v
 Current Rating: 20 amp
 Unit Power Connection: Gree ETAC2
 Conduit Material: Steel
 Wire: 12 AWG 600V 105°C 2/64-in thick insulation
 Wire Colors: Black/Red/Green

Unit Dimensions

| | |
|--------|----------|
| Length | 42.0-in |
| Height | 3.25-in |
| Depth | 4.625-in |
| Weight | 9.0-lbs |

Shipping Dimensions

| | |
|------------|----------|
| Length | 43.75-in |
| Height | 5.0-in |
| Depth | 5.25-in |
| Weight | 9.5-lbs |
| Pallet Qty | 72 pcs |



Units: Inch(mm)

- NOTES:**
- Accessory 230V subbase is required for applications where:
 - Wall sleeve extends 4 or more inches into the room.
 - Wall thickness is less than 2 inches.
 - For all applications with an accessory subbase:
 - Wall sleeve must extend 3 in. minimum into the room.
 - Wall sleeve must be installed between 3-1/4 in. minimum to 5-1/2 in. max. above the floor.
 - Subbase height is adjustable from 3-1/4 in. min. to 5-1/2 in. max. above floor (including carpeting).


Specifications are subject to change without notice. Manufacturer reserves the right to discontinue or modify specifications or designs without notice or without incurring obligations. All rights reserved.

Submittal Data: SUBBASE-HW-230V-30A PTAC Electrical Subbase

| | | |
|--------------|----------|--|
| Job Name | Location | Date |
| Purchaser | Engineer | |
| Submitted To | For | <input type="checkbox"/> Reference <input type="checkbox"/> Approval <input type="checkbox"/> Construction |
| Schedule No. | | |

GENERAL FEATURES

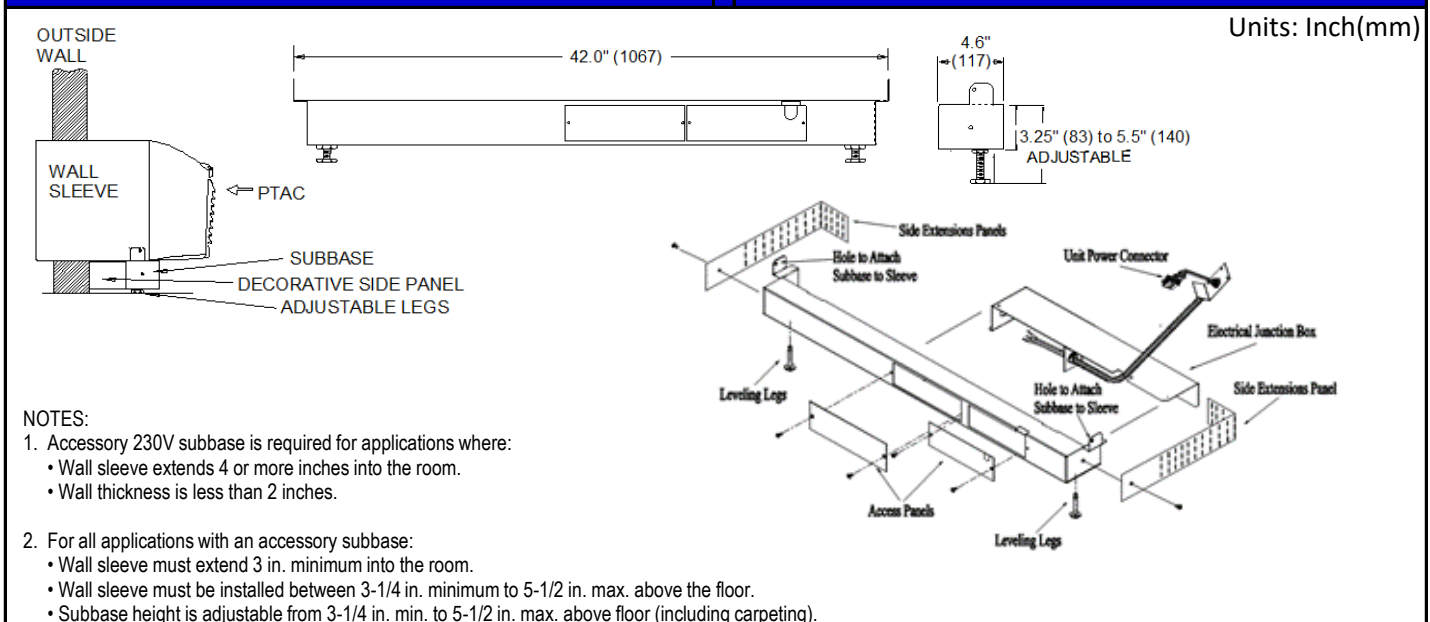
- Contains factory installed 208/230v 30 amp hardwire whip.
- Provides direct connection between unit and subbase.
- Easy electrical disconnect for maintenance.
- Adjustable height of 3¼ to 5½ inches from finished floor.
- Multiple electrical knockouts for fast and easy installation.
- Decorative side skirting for finished appearance.
- For ETAC2 models ONLY.
- Optional field installed pre-wired disconnect switch and fuse kits.



| Specifications |
|---|
| Physical: Material: Steel Material Thickness*: 0.0433 to 0.0480-in Color: Black Finish: Powder coated paint * including paint. |
| Electrical: Voltage Rating: 208/230v Current Rating: 30 amp Unit Power Connection: Gree ETAC2 Conduit Material: Steel Wire: 12 AWG 600V 105°C 2/64-in thick insulation Wire Colors: Black/Red/Green |

| Unit Dimensions | |
|-----------------|----------|
| Length | 42.0-in |
| Height | 3.25-in |
| Depth | 4.625-in |
| Weight | 9.0-lbs |

| Shipping Dimensions | |
|---------------------|----------|
| Length | 43.75-in |
| Height | 5.0-in |
| Depth | 5.25-in |
| Weight | 9.5-lbs |
| Pallet Qty | 72 pcs |




Specifications are subject to change without notice. Manufacturer reserves the right to discontinue or modify specifications or designs without notice or without incurring obligations. All rights reserved.

Submittal Data: SUBBASE-HW-265V-15A PTAC Electrical Subbase

| | | |
|--------------|----------|--|
| Job Name | Location | Date |
| Purchaser | Engineer | |
| Submitted To | For | <input type="checkbox"/> Reference <input type="checkbox"/> Approval <input type="checkbox"/> Construction |
| Schedule No. | | |

GENERAL FEATURES

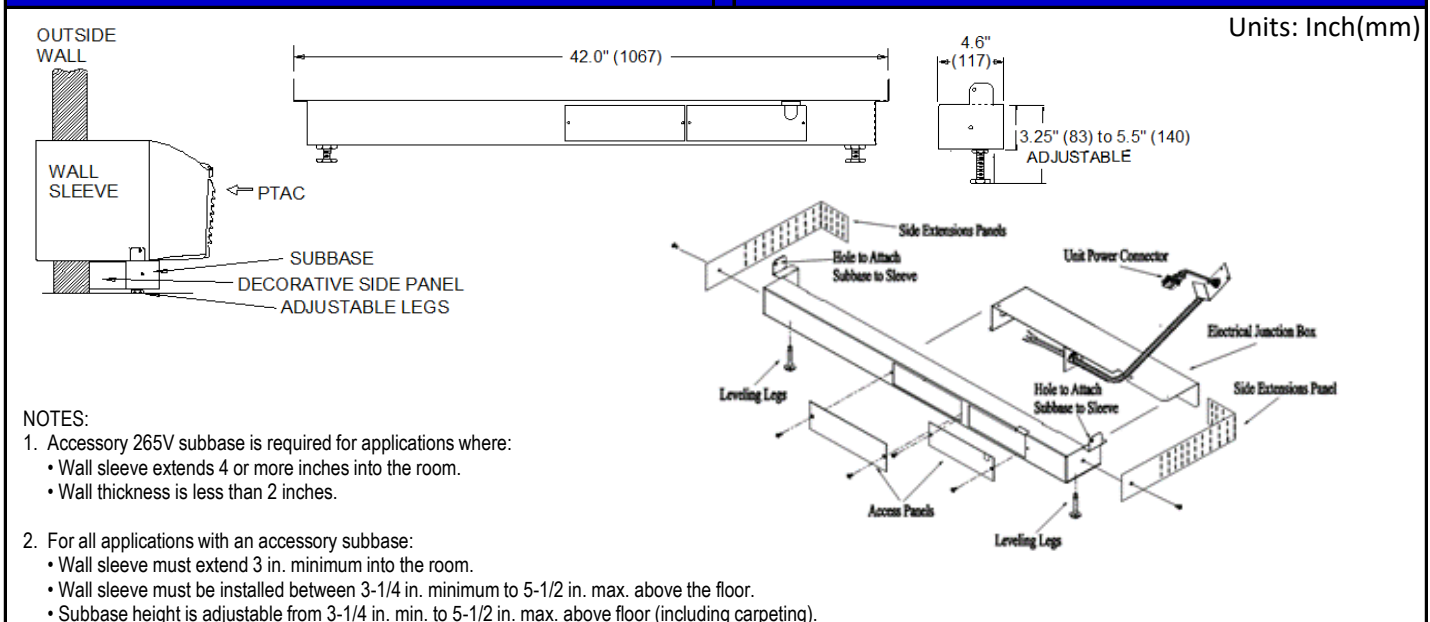
- Contains factory installed 265v 15 amp hardwire whip.
- Provides direct connection between unit and subbase.
- Easy electrical disconnect for maintenance.
- Adjustable height of 3¼ to 5½ inches from finished floor.
- Multiple electrical knockouts for fast and easy installation.
- Decorative side skirting for finished appearance.
- For ETAC2 models ONLY.
- Optional field installed pre-wired disconnect switch and fuse kits.



| Specifications |
|---|
| Physical: Material: Steel Material Thickness*: 0.0433 to 0.0480-in Color: Black Finish: Powder coated paint * including paint. |
| Electrical: Voltage Rating: 265v Current Rating: 15 amp Unit Power Connection: Gree ETAC2 Conduit Material: Steel Wire: 12 AWG 600V 105°C 2/64-in thick insulation Wire Colors: Black/White/Green |

| Unit Dimensions | |
|-----------------|----------|
| Length | 42.0-in |
| Height | 3.25-in |
| Depth | 4.625-in |
| Weight | 9.0-lbs |

| Shipping Dimensions | |
|---------------------|----------|
| Length | 43.75-in |
| Height | 5.0-in |
| Depth | 5.25-in |
| Weight | 9.5-lbs |
| Pallet Qty | 72 pcs |



Specifications are subject to change without notice. Manufacturer reserves the right to discontinue or modify specifications or designs without notice or without incurring obligations. All rights reserved.

Submittal Data: SUBBASE-HW-265V-20A PTAC Electrical Subbase

| | | |
|--------------|----------|--|
| Job Name | Location | Date |
| Purchaser | Engineer | |
| Submitted To | For | <input type="checkbox"/> Reference <input type="checkbox"/> Approval <input type="checkbox"/> Construction |
| Schedule No. | | |

GENERAL FEATURES

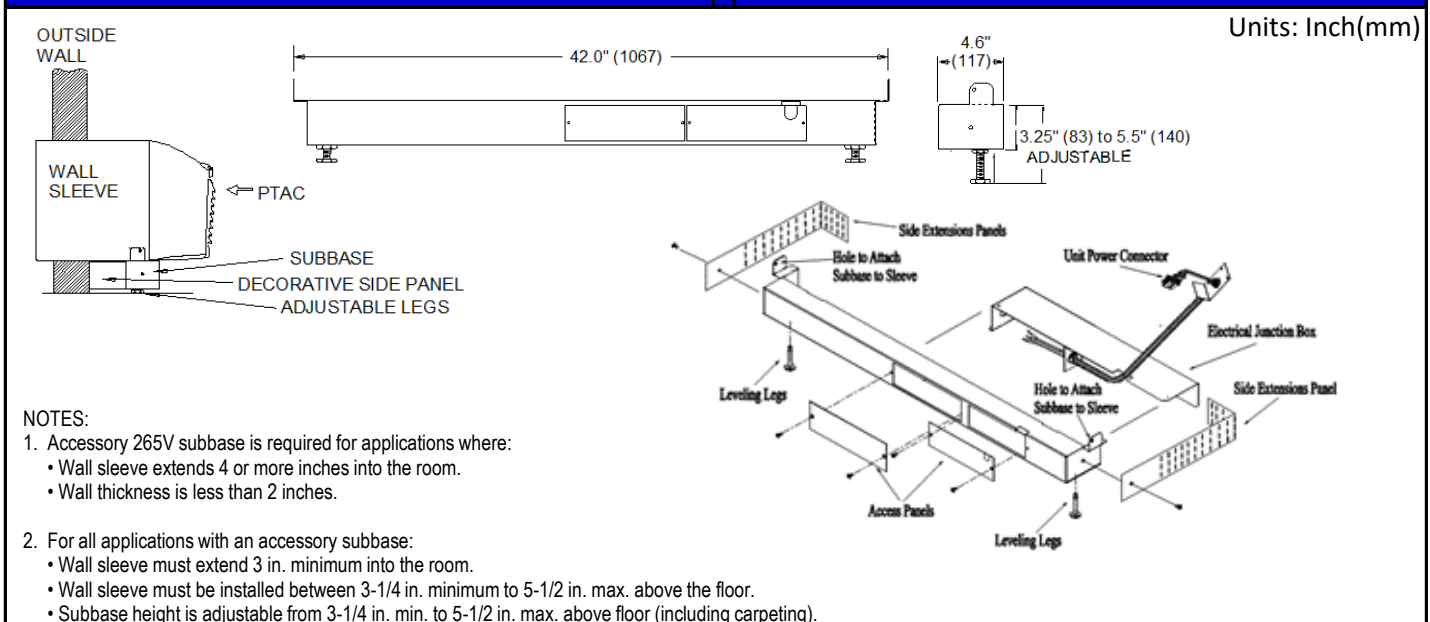
- Contains factory installed 265v 20 amp hardwire whip.
- Provides direct connection between unit and subbase.
- Easy electrical disconnect for maintenance.
- Adjustable height of 3¼ to 5½ inches from finished floor.
- Multiple electrical knockouts for fast and easy installation.
- Decorative side skirting for finished appearance.
- For ETAC2 models ONLY.
- Optional field installed pre-wired disconnect switch and fuse kits.



| Specifications |
|---|
| Physical: Material: Steel Material Thickness*: 0.0433 to 0.0480-in Color: Black Finish: Powder coated paint * including paint. |
| Electrical: Voltage Rating: 265v Current Rating: 20 amp Unit Power Connection: Gree ETAC2 Conduit Material: Steel Wire: 12 AWG 600V 105°C 2/64-in thick insulation Wire Colors: Black/White/Green |

| Unit Dimensions | |
|-----------------|----------|
| Length | 42.0-in |
| Height | 3.25-in |
| Depth | 4.625-in |
| Weight | 9.0-lbs |

| Shipping Dimensions | |
|---------------------|----------|
| Length | 43.75-in |
| Height | 5.0-in |
| Depth | 5.25-in |
| Weight | 9.5-lbs |
| Pallet Qty | 72 pcs |



Specifications are subject to change without notice. Manufacturer reserves the right to discontinue or modify specifications or designs without notice or without incurring obligations. All rights reserved.

Submittal Data: SUBBASE-HW-265V-30A PTAC Electrical Subbase

| | | |
|--------------|----------|--|
| Job Name | Location | Date |
| Purchaser | Engineer | |
| Submitted To | For | <input type="checkbox"/> Reference <input type="checkbox"/> Approval <input type="checkbox"/> Construction |
| Schedule No. | | |

GENERAL FEATURES

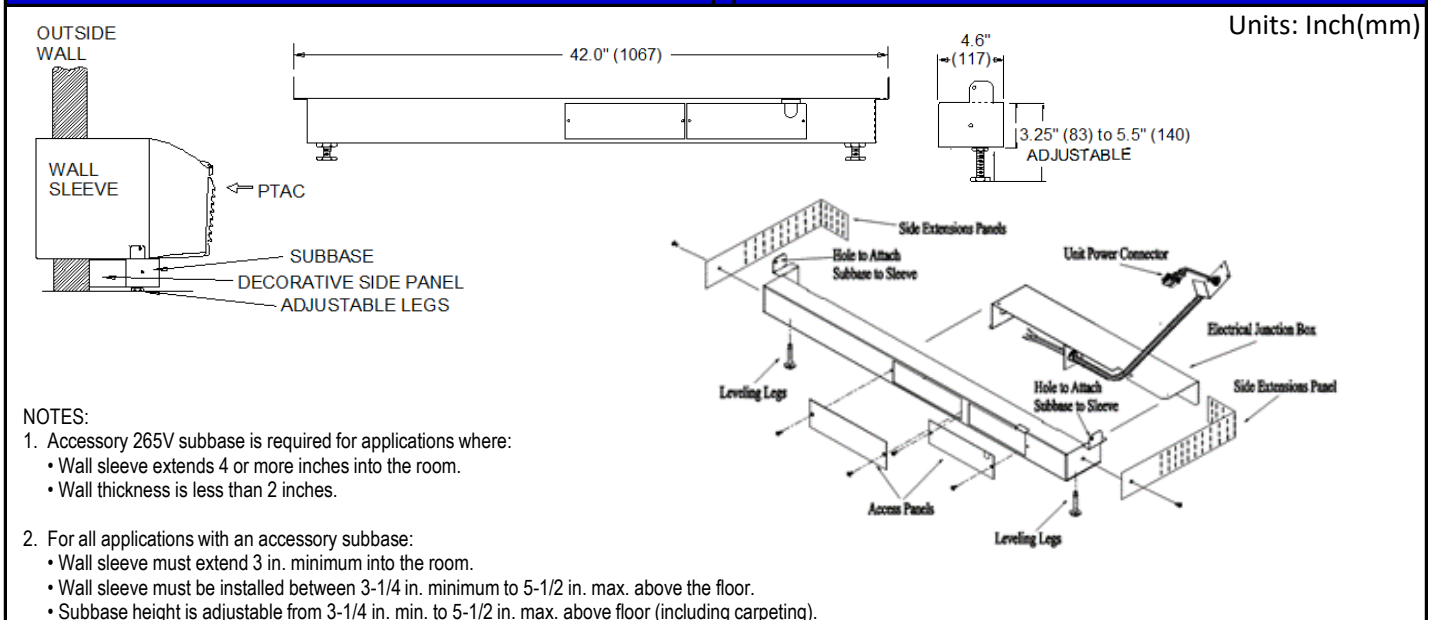
- Contains factory installed 265v 30 amp hardwire whip.
- Provides direct connection between unit and subbase.
- Easy electrical disconnect for maintenance.
- Adjustable height of 3¼ to 5½ inches from finished floor.
- Multiple electrical knockouts for fast and easy installation.
- Decorative side skirting for finished appearance.
- For ETAC2 models ONLY.
- Optional field installed pre-wired disconnect switch and fuse kits.



| Specifications |
|---|
| Physical: Material: Steel Material Thickness*: 0.0433 to 0.0480-in Color: Black Finish: Powder coated paint * including paint. |
| Electrical: Voltage Rating: 265v Current Rating: 30 amp Unit Power Connection: Gree ETAC2 Conduit Material: Steel Wire: 12 AWG 600V 105°C 2/64-in thick insulation Wire Colors: Black/White/Green |

| Unit Dimensions | |
|-----------------|----------|
| Length | 42.0-in |
| Height | 3.25-in |
| Depth | 4.625-in |
| Weight | 9.0-lbs |

| Shipping Dimensions | |
|---------------------|----------|
| Length | 43.75-in |
| Height | 5.0-in |
| Depth | 5.25-in |
| Weight | 9.5-lbs |
| Pallet Qty | 72 pcs |



Specifications are subject to change without notice. Manufacturer reserves the right to discontinue or modify specifications or designs without notice or without incurring obligations. All rights reserved.

Submittal Data: PTAC-SUBBASE-A PTAC Non-Electrical Subbase

| | | |
|--------------|----------|--|
| Job Name | Location | Date |
| Purchaser | Engineer | |
| Submitted To | For | <input type="checkbox"/> Reference <input type="checkbox"/> Approval <input type="checkbox"/> Construction |
| Schedule No. | | |

GENERAL FEATURES

- Adjustable height of 3¼ to 5½ inches from finished floor.
- Made of heavy gauge steel.
- Mounts easily and securely to standard wall sleeve.
- Decorative side skirting for finished appearance.
- Field installed receptacle, disconnect switch and fuse kits available.


Specifications

Material: Steel
 Material Thickness*: 0.0433 to 0.0480-in
 Color: Black
 Finish: Powder coated paint

* including paint.

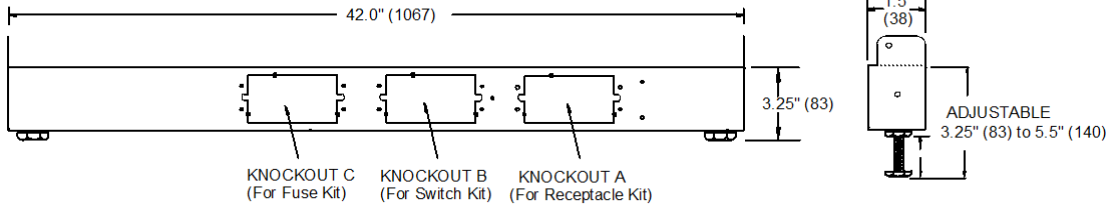
Unit Dimensions

| | |
|--------|---------|
| Length | 42.0-in |
| Height | 3.25-in |
| Depth | 1.5-in |
| Weight | 4.0-lbs |

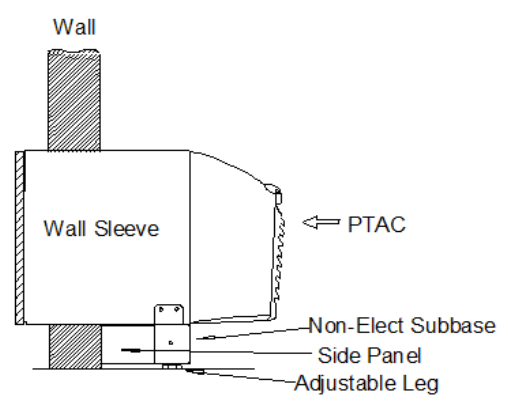
Shipping Dimensions

| | |
|------------|---------|
| Length | 43.0-in |
| Height | 5.5-in |
| Depth | 2.0-in |
| Weight | 4.5-lbs |
| Pallet Qty | 160 pcs |

Units: Inch(mm)



- NOTES:**
- Accessory subbase is required for applications where:
 - Wall sleeve extends 4 or more inches into the room.
 - Wall thickness is less than 2 inches.
 - All 265-v cord-connected applications.
 - For all applications with an accessory subbase:
 - Wall sleeve must extend 3 in. minimum into the room when adding one of the electrical kits.
 - Wall sleeve must be installed 3-1/4 in. minimum and 5-1/2 in. max. above the floor.
 - Subbase height is adjustable from 3-1/4 in. min. to 5-1/2 in. max. above floor (including carpeting).



Specifications are subject to change without notice. Manufacturer reserves the right to discontinue or modify specifications or designs without notice or without incurring obligations. All rights reserved.

Submittal Data: SUBBASE-SWITCH-A PTAC Subbase Accessory

| | | |
|--------------|----------|--|
| Job Name | Location | Date |
| Purchaser | Engineer | |
| Submitted To | For | <input type="checkbox"/> Reference <input type="checkbox"/> Approval <input type="checkbox"/> Construction |
| Schedule No. | | |

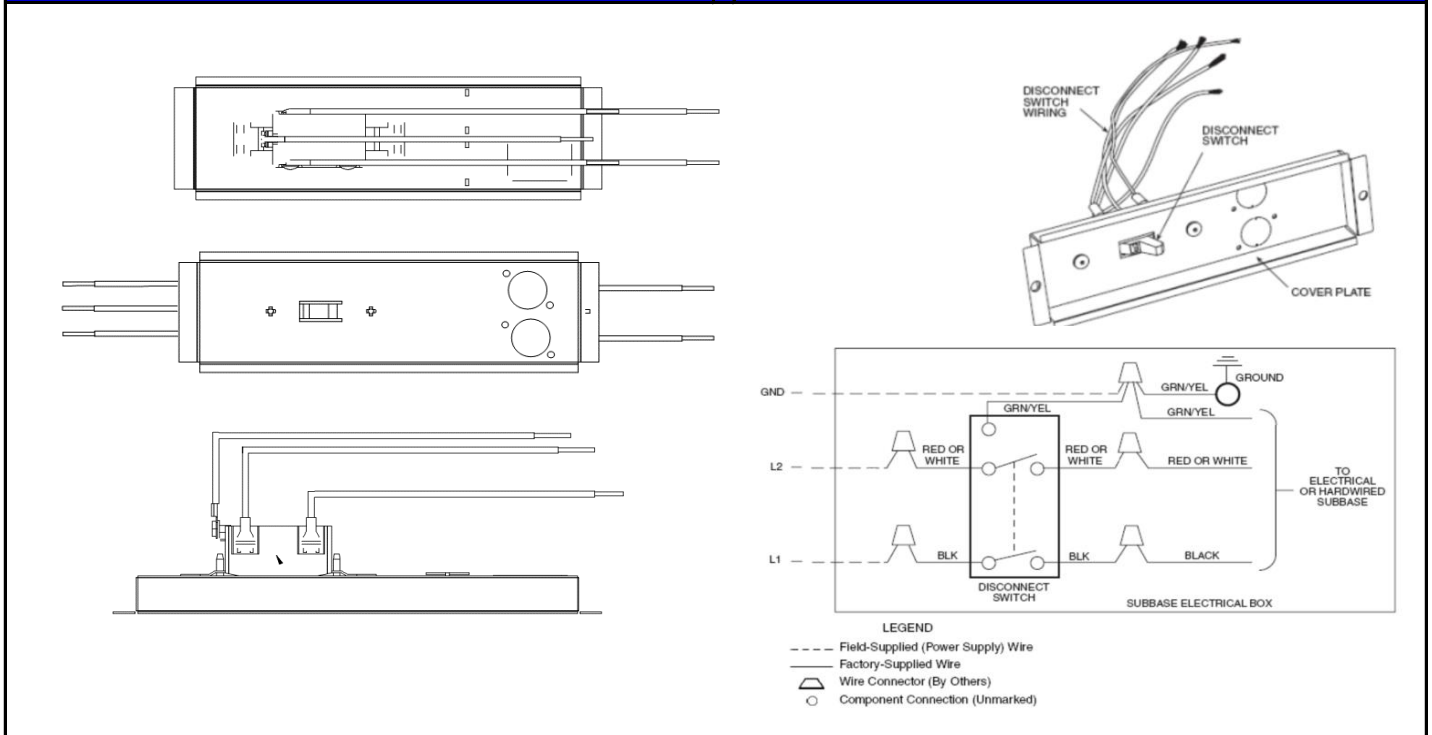
GENERAL FEATURES

- Provides a physical power disconnect for a PTAC unit.
- Rated for 208/230 & 265 volts up to 30 amps.
- Includes a prewired power DPST switch.
- Mounts quickly and easily in the subbase.
- Cannot be used with Part No. PTAC-SUBBASE-A



| Specifications |
|---|
| <p>Physical:</p> <p>Color: Black</p> <p>Finish: Powder coated paint</p> <p>Electrical:</p> <p>Voltage Rating: 208/230/265v</p> <p>Current Rating: 30 amp</p> <p>Switch Type: DPST</p> |

| Unit Dimensions | |
|---------------------|---------|
| Length | 8.25in |
| Height | 2.75-in |
| Depth | 2.0-in |
| Weight | 1.0-lbs |
| Shipping Dimensions | |
| Length | 10.0-in |
| Height | 3.5-in |
| Depth | 3.5-in |
| Weight | 1.5-lbs |



Specifications are subject to change without notice. Manufacturer reserves the right to discontinue or modify specifications or designs without notice or without incurring obligations. All rights reserved.

Submittal Data: SUBBASE-FUSE-15A PTAC Subbase Accessory

| | | |
|--------------|----------|--|
| Job Name | Location | Date |
| Purchaser | Engineer | |
| Submitted To | For | <input type="checkbox"/> Reference <input type="checkbox"/> Approval <input type="checkbox"/> Construction |
| Schedule No. | | |

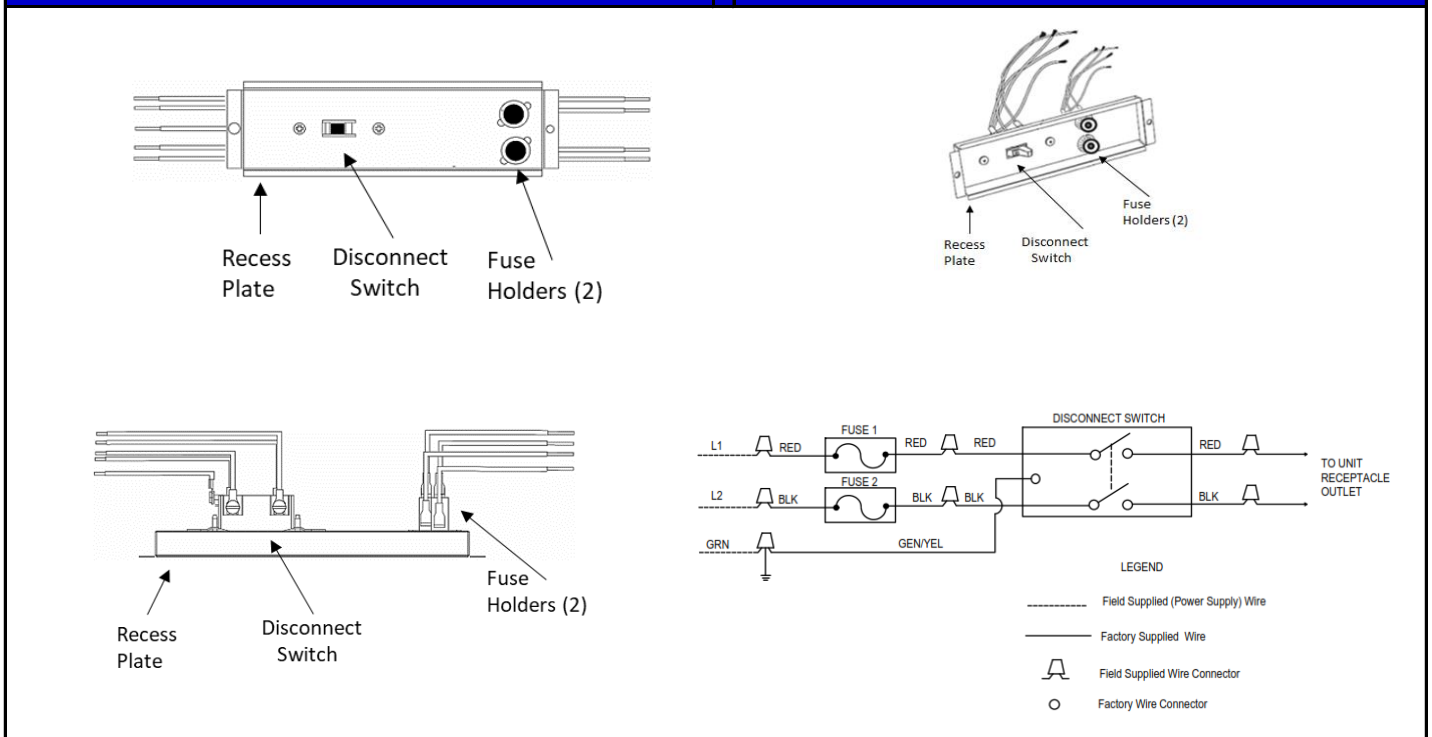
GENERAL FEATURES

- Two (2) pre-wired fuse holders and cartridge fuses included.
- Over-current protection to both electrical legs.
- Provides a physical power disconnect for a PTAC unit.
- Rated for 208/230 & 265 volts.
- Includes a prewired power DPST switch.
- Mounts quickly and easily in the subbase.
- Cannot be used with Part No. PTAC-SUBBASE-A



| Specifications |
|------------------------------|
| Physical: |
| Color: Black |
| Finish: Powder coated paint |
| Electrical (Fuse): |
| Voltage Rating: 208/230/265v |
| Current Rating: 15 amp |
| Electrical (Switch): |
| Voltage Rating: 208/230/265v |
| Current Rating: 30 amp |
| Switch Type: DPST |

| Unit Dimensions | |
|---------------------|---------|
| Length | 8.25in |
| Height | 2.75-in |
| Depth | 2.0-in |
| Weight | 1.5-lbs |
| Shipping Dimensions | |
| Length | 10.0-in |
| Height | 3.5-in |
| Depth | 3.5-in |
| Weight | 2.0-lbs |



Specifications are subject to change without notice. Manufacturer reserves the right to discontinue or modify specifications or designs without notice or without incurring obligations. All rights reserved.

Submittal Data: SUBBASE-FUSE-20A PTAC Subbase Accessory

| | | |
|--------------|----------|--|
| Job Name | Location | Date |
| Purchaser | Engineer | |
| Submitted To | For | <input type="checkbox"/> Reference <input type="checkbox"/> Approval <input type="checkbox"/> Construction |
| Schedule No. | | |

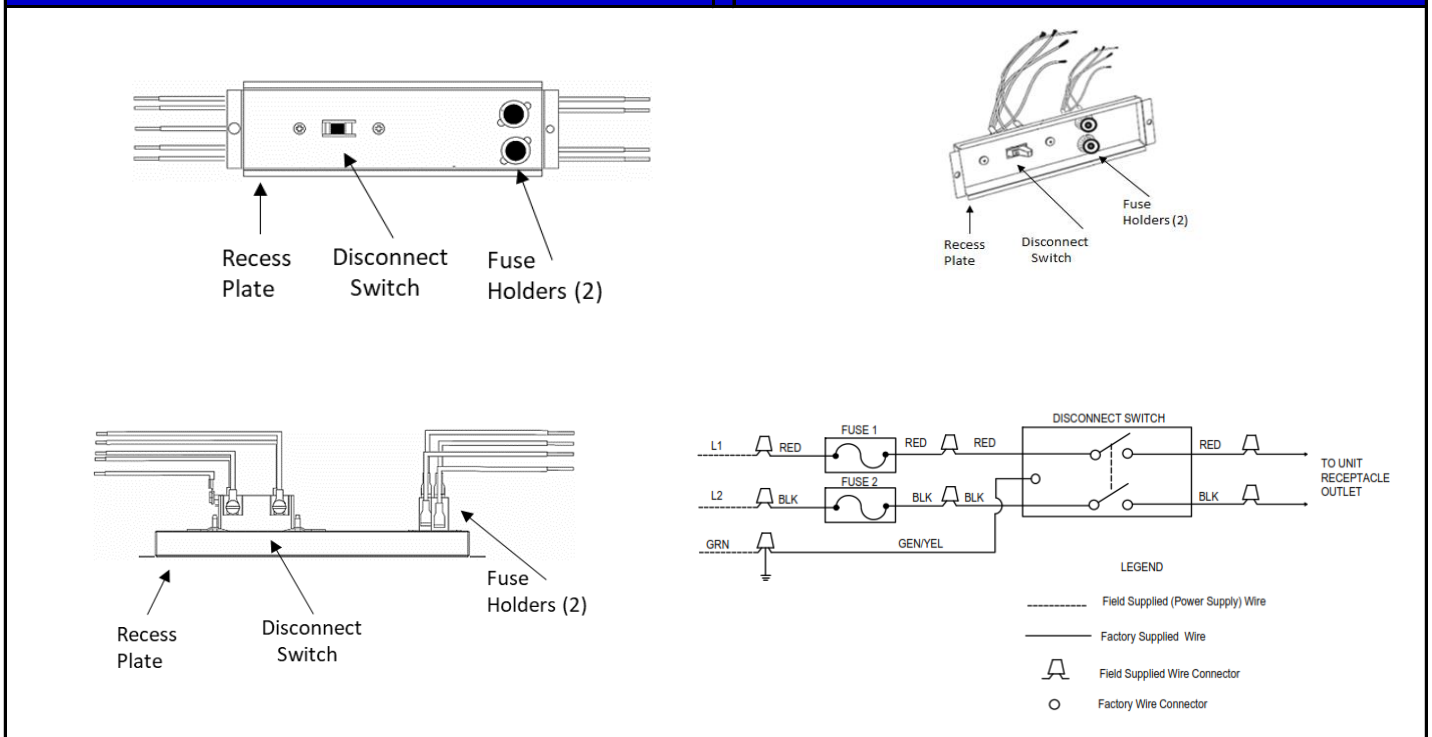
GENERAL FEATURES

- Two (2) pre-wired fuse holders and cartridge fuses included.
- Over-current protection to both electrical legs.
- Provides a physical power disconnect for a PTAC unit.
- Rated for 208/230 & 265 volts.
- Includes a prewired power DPST switch.
- Mounts quickly and easily in the subbase.
- Cannot be used with Part No. PTAC-SUBBASE-A



| Specifications |
|------------------------------|
| Physical: |
| Color: Black |
| Finish: Powder coated paint |
| Electrical (Fuse): |
| Voltage Rating: 208/230/265v |
| Current Rating: 20 amp |
| Electrical (Switch): |
| Voltage Rating: 208/230/265v |
| Current Rating: 30 amp |
| Switch Type: DPST |

| Unit Dimensions | |
|---------------------|---------|
| Length | 8.25in |
| Height | 2.75-in |
| Depth | 2.0-in |
| Weight | 1.5-lbs |
| Shipping Dimensions | |
| Length | 10.0-in |
| Height | 3.5-in |
| Depth | 3.5-in |
| Weight | 2.0-lbs |



Specifications are subject to change without notice. Manufacturer reserves the right to discontinue or modify specifications or designs without notice or without incurring obligations. All rights reserved.

Submittal Data: SUBBASE-FUSE-30A PTAC Subbase Accessory

| | | |
|--------------|----------|--|
| Job Name | Location | Date |
| Purchaser | Engineer | |
| Submitted To | For | <input type="checkbox"/> Reference <input type="checkbox"/> Approval <input type="checkbox"/> Construction |
| Schedule No. | | |

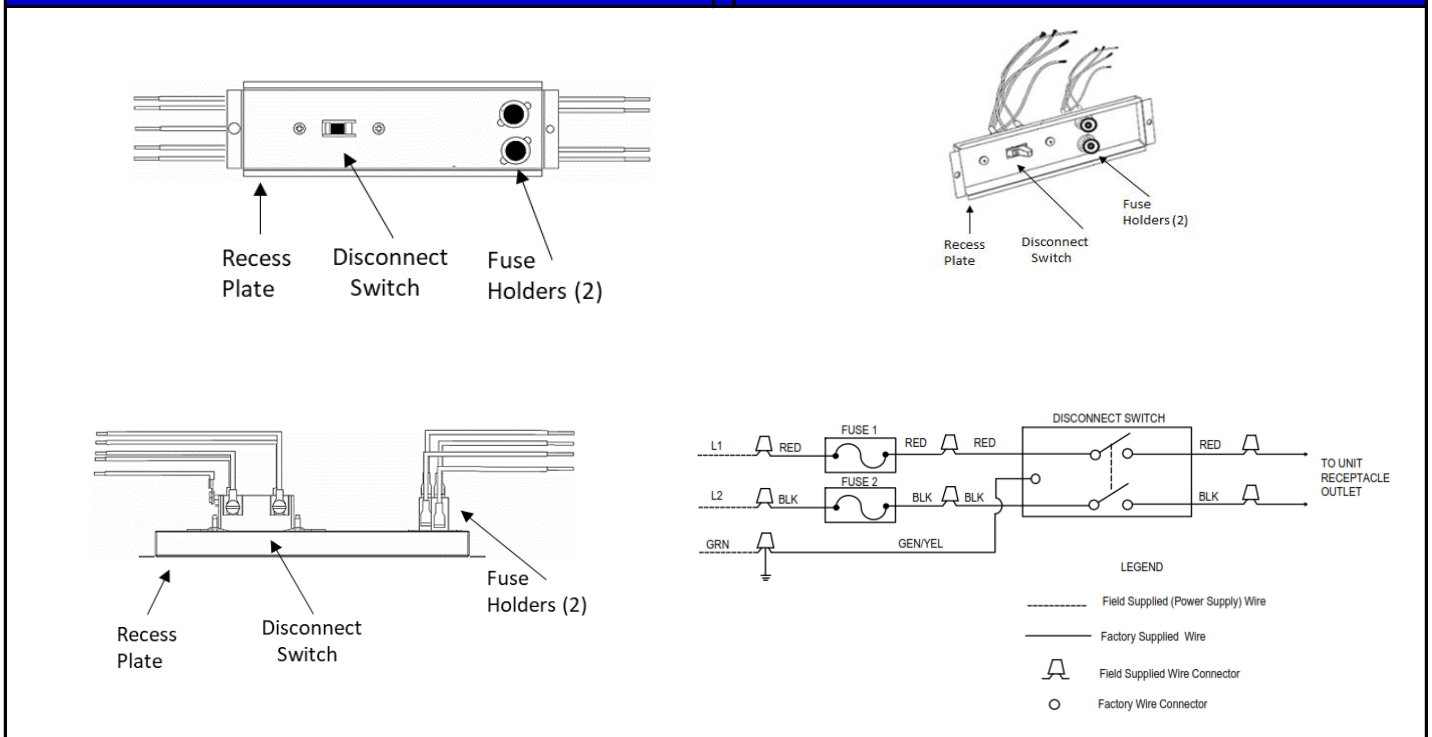
GENERAL FEATURES

- Two (2) pre-wired fuse holders and cartridge fuses included.
- Over-current protection to both electrical legs.
- Provides a physical power disconnect for a PTAC unit.
- Rated for 208/230 & 265 volts.
- Includes a prewired power DPST switch.
- Mounts quickly and easily in the subbase.
- Cannot be used with Part No. PTAC-SUBBASE-A



| Specifications |
|------------------------------|
| Physical: |
| Color: Black |
| Finish: Powder coated paint |
| Electrical (Fuse): |
| Voltage Rating: 208/230/265v |
| Current Rating: 30 amp |
| Electrical (Switch): |
| Voltage Rating: 208/230/265v |
| Current Rating: 30 amp |
| Switch Type: DPST |

| Unit Dimensions | |
|---------------------|---------|
| Length | 8.25in |
| Height | 2.75-in |
| Depth | 2.0-in |
| Weight | 1.5-lbs |
| Shipping Dimensions | |
| Length | 10.0-in |
| Height | 3.5-in |
| Depth | 3.5-in |
| Weight | 2.0-lbs |



Specifications are subject to change without notice. Manufacturer reserves the right to discontinue or modify specifications or designs without notice or without incurring obligations. All rights reserved.

Submittal Data: SUBBASE-PANEL-A PTAC Subbase Accessory

| | | |
|--------------|--|------|
| Job Name | Location | Date |
| Purchaser | Engineer | |
| Submitted To | For <input type="checkbox"/> Reference <input type="checkbox"/> Approval <input type="checkbox"/> Construction | |
| Schedule No. | | |

- GENERAL FEATURES**
- Fits subbase part# PTAC-SUBBASE-A.
 - Hides and protects the disconnect switch and electrical outlet.
 - Decorative front skirting for finished appearance.
 - One piece seamless design.
 - Made of heavy duty steel.
 - Mounts easily and securely to subbase.
 - Powder coated paint for superior adhesion & protection.
 - Can only be used with non-electrical subbase (Part#: PTAC-SUBBASE-A)



Specifications

Material: Steel
 Material Thickness*: 0.0433 to 0.0480-in
 Color: Black

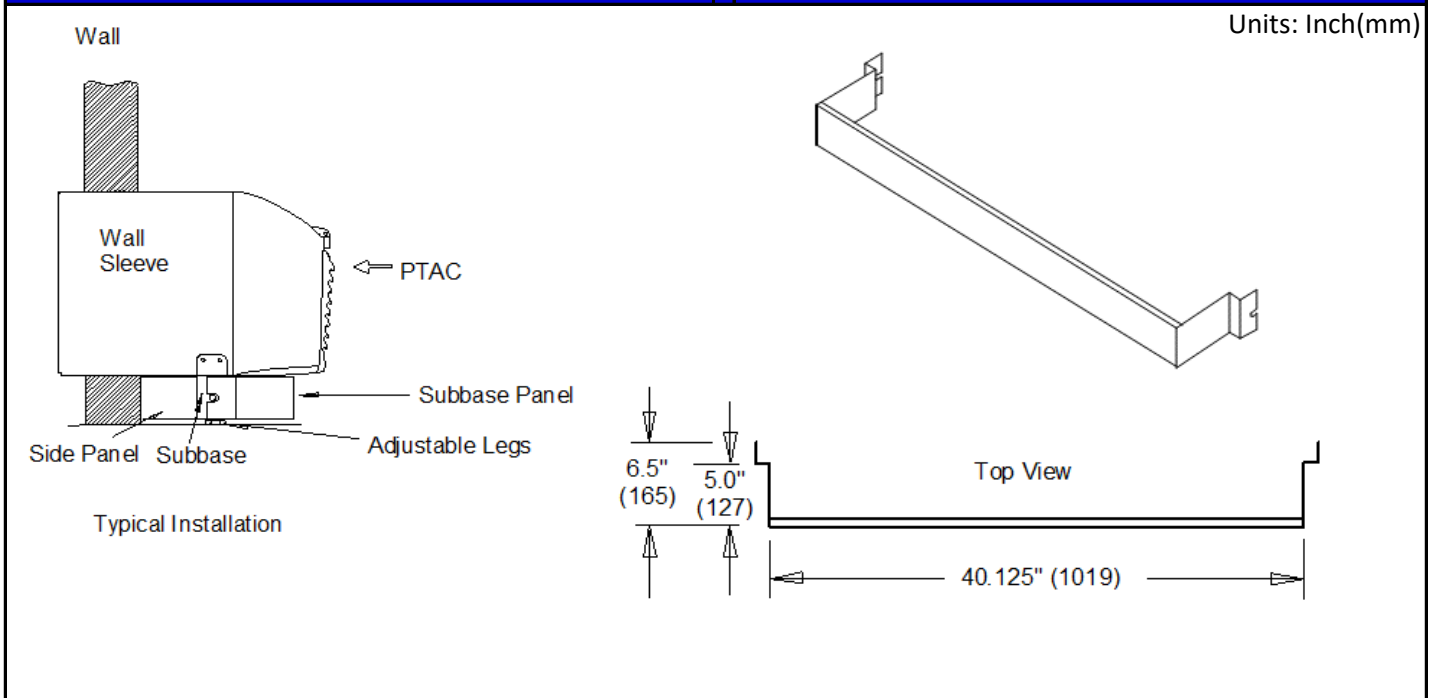
* including paint.

Unit Dimensions

| | |
|--------|-----------|
| Length | 42.125-in |
| Height | 3.0-in |
| Depth | 6.5-in |
| Weight | 4.0-lbs |

Shipping Dimensions

| | |
|------------|---------|
| Length | 43.0-in |
| Height | 3.25-in |
| Depth | 7.0-in |
| Weight | 4.5-lbs |
| Pallet Qty | 72 pcs |



Specifications are subject to change without notice. Manufacturer reserves the right to discontinue or modify specifications or designs without notice or without incurring obligations. All rights reserved.

Submittal Data: LEVELING-LEGS PTAC Non-Electrical Subbase

| | | |
|--------------|--|------|
| Job Name | Location | Date |
| Purchaser | Engineer | |
| Submitted To | For <input type="checkbox"/> Reference <input type="checkbox"/> Approval <input type="checkbox"/> Construction | |
| Schedule No. | | |

GENERAL FEATURES

- Adjustable height of 3¼ to 5½ inches from finished floor.
- Made of heavy gauge steel.
- Mounts easily and securely to standard wall sleeve.
- Two (2) legs per pack.



Specifications

Material: Steel
 Material Thickness*: 0.0433 to 0.0480-in
 Color: Black
 Finish: Powder coated paint

* including paint.

Unit Dimensions

| | |
|--------|---------|
| Length | 3.25-in |
| Height | 1.5-in |
| Depth | 1.5-in |
| Weight | 1.0-lbs |

Shipping Dimensions

| | |
|------------|----------|
| Length | 5.0-in |
| Height | 2.0-in |
| Depth | 3.25-in |
| Weight | 1.0-lbs |
| Pallet Qty | 2920 pcs |

Units: Inch(mm)

Typical Installation

(TOP VIEW)

(SIDE VIEW)

NOTES:

- 1) Accessory Leveling Legs are required for applications where wall sleeve extends 4 or more inches into the room or wall thickness is less than 2 inches.
- 2) For proper fit, wall sleeve must be installed 3-1/4 inches (minimum) to 5-1/2 inches (maximum) above floor including carpeting.

Specifications are subject to change without notice. Manufacturer reserves the right to discontinue or modify specifications or designs without notice or without incurring obligations. All rights reserved.

Submittal Data: PTAC-DEFLECTOR-A PTAC Air Deflector

| | | |
|--------------|--|------|
| Job Name | Location | Date |
| Purchaser | Engineer | |
| Submitted To | For <input type="checkbox"/> Reference <input type="checkbox"/> Approval <input type="checkbox"/> Construction | |
| Schedule No. | | |

- GENERAL FEATURES**
- Washable nylon mesh material
 - Durable polycarbonate
 - UV Resistant
 - 70° air deflection angle
 - Washable nylon mesh material
 - Easy to install with no tools needed
 - Attaches with pressure sensitive adhesive



Specifications

Material: Polycarbonate
 Color: Transparent
 Louver Thickness: 0.0625 inch (2 mm), nominal
 Louver Pitch: 70°

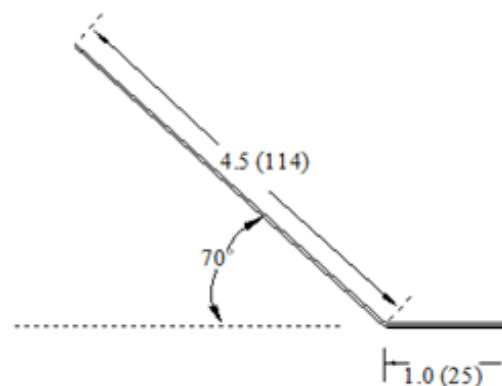
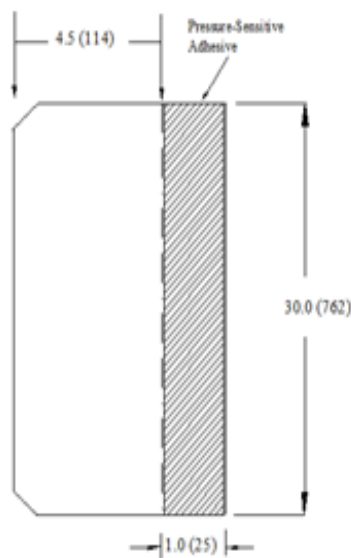
Unit Dimensions

| | |
|--------|-----------|
| Length | 30.0-in |
| Height | 4.5-in |
| Depth | 0.0625-in |
| Weight | 1.0-lbs |

Shipping Dimensions

| | |
|--------|---------|
| Length | 32.0-in |
| Height | 6.0-in |
| Depth | 1.0-in |
| Weight | 2.0-lbs |

Units: Inch(mm)



Specifications are subject to change without notice. Manufacturer reserves the right to discontinue or modify specifications or designs without notice or without incurring obligations. All rights reserved.

Submittal Data: LATERAL_DUCT Lateral Duct

| | | |
|--------------|--|------|
| Job Name | Location | Date |
| Purchaser | Engineer | |
| Submitted To | For <input type="checkbox"/> Reference <input type="checkbox"/> Approval <input type="checkbox"/> Construction | |
| Schedule No. | | |

GENERAL FEATURES

- One unit to heat or cool two separate rooms.
- Easily mounts to front of standard wall sleeve.
- Lined with acoustical & thermal insulation.
- 46-inch extension duct.
- Adjustable room duct register.
- Extension Duct may be directed to left or right side of the unit.



Specifications

Material: Steel
 Material Thickness*: 0.0433 to 0.0480-in
 Insulation: Dual-density Fiber Glass
 Insulation Thickness: 0.25-in
 Color: Alpine Beige
 Finish: Lightly Textured

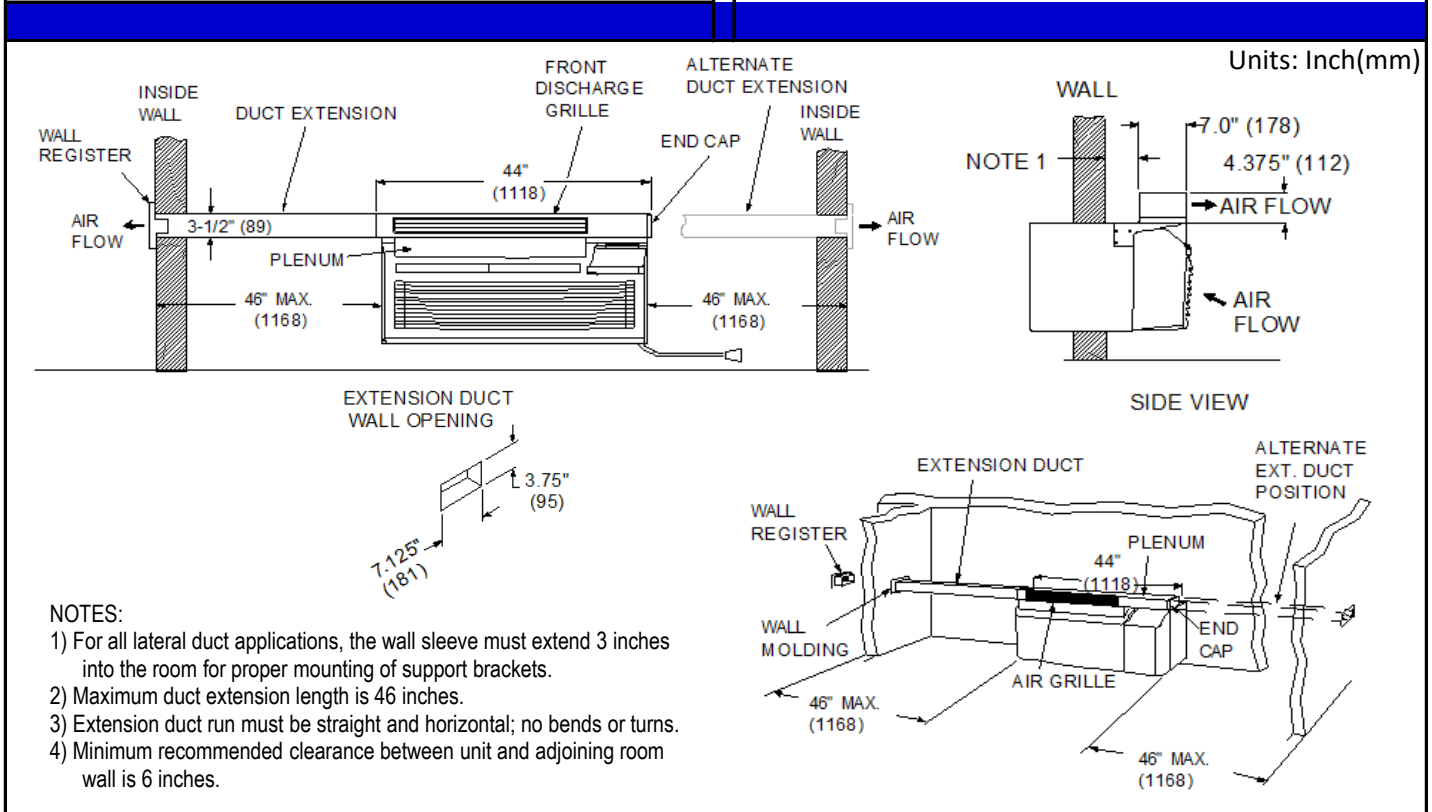
* including paint.

Dimensions

| | Plenum w/out Transition | Extension Duct |
|--------|-------------------------|----------------|
| Length | 44.0-in | 46-in |
| Height | 3.5-in | 3.5-in |
| Depth | 7.0-in | 7.0-in |
| Weight | 11-lbs | 12-lbs |

Shipping Dimensions

| | |
|------------|----------|
| Length | 47.5-in |
| Height | 8.0-in |
| Depth | 11.5-in |
| Weight | 30.0-lbs |
| Pallet Qty | 15 pcs |



Specifications are subject to change without notice. Manufacturer reserves the right to discontinue or modify specifications or designs without notice or without incurring obligations. All rights reserved.

Submittal Data: SLEEVE-TTW-25 Through-The-Wall Metal Wall Sleeve

| | | |
|--------------|----------|--|
| Job Name | Location | Date |
| Purchaser | Engineer | |
| Submitted To | For | <input type="checkbox"/> Reference <input type="checkbox"/> Approval <input type="checkbox"/> Construction |
| Schedule No. | | |

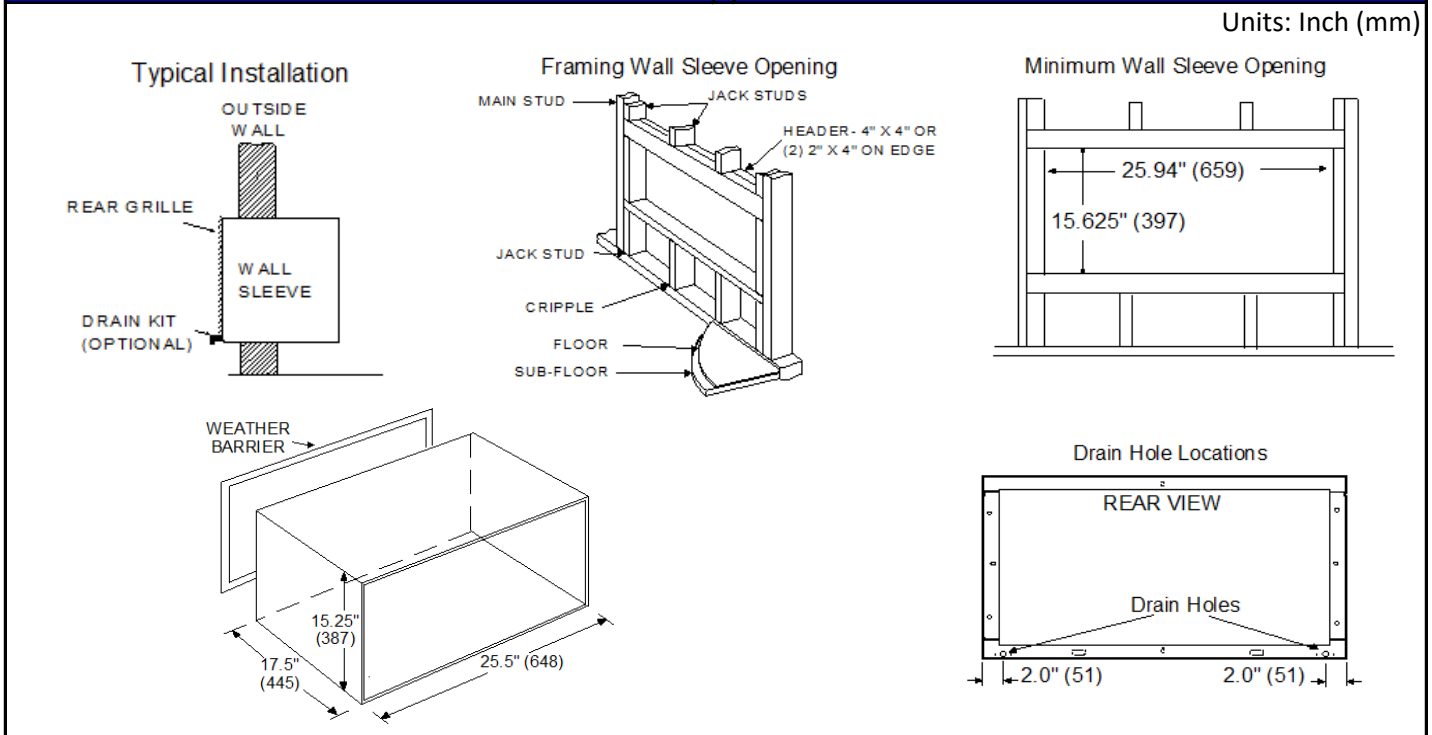
- GENERAL FEATURES**
- Standard 25.5-in (L) x 15.25-in (H) x 17.5-in (D) wall sleeve.
 - Easy and effortless snap together design.
 - Made of heavy duty Galvanized steel.
 - Powder coated paint for superior adhesion & protection.
 - Exterior weather barrier included for construction phase.
 - Rear drainage hole on right or left side.
 - Optional Condensate Drain Kit (PN: DRAIN-KIT-1PK)
 - Optional Arch. Aluminum Rear Grille (PN: GRILLE-TTW-25-CLEAR)



| Specifications |
|---|
| Material: Hot Dip Galvanized Steel |
| Material Thickness*: 0.030 to 0.035-in |
| Insulation: None |
| Insulation Thickness: None |
| Color: White |
| Finish: Lightly Textured |
| Weather Barrier: Corrugated Fiberboard 275# TBST S.W. "B" Flute |
| * including paint. |

| Unit Dimensions | |
|-----------------|----------|
| Length | 25.5-in |
| Height | 15.25-in |
| Depth | 17.5-in |
| Weight | 19.5-lbs |

| Shipping Dimensions | |
|---------------------|----------|
| Length | 28.5-in |
| Height | 19.0-in |
| Depth | 3.0-in |
| Weight | 20.0-lbs |
| Pallet Qty | 38 pcs |




Specifications are subject to change without notice. Manufacturer reserves the right to discontinue or modify specifications or designs without notice or without incurring obligations. All rights reserved.

Submittal Data: GRILLE-TTW-25-CLEAR Architectural Aluminum Grille

| | | |
|--------------|----------|--|
| Job Name | Location | Date |
| Purchaser | Engineer | |
| Submitted To | For | <input type="checkbox"/> Reference <input type="checkbox"/> Approval <input type="checkbox"/> Construction |
| Schedule No. | | |

GENERAL FEATURES

- Decorative architectural style aluminum grille.
- Clear anodized aluminum color.
- Designed to be mounted easily and securely to wall sleeve.
- Must be used with 25-in TTW Wall Sleeve
(Part#: SLEEVE-TTW-25)

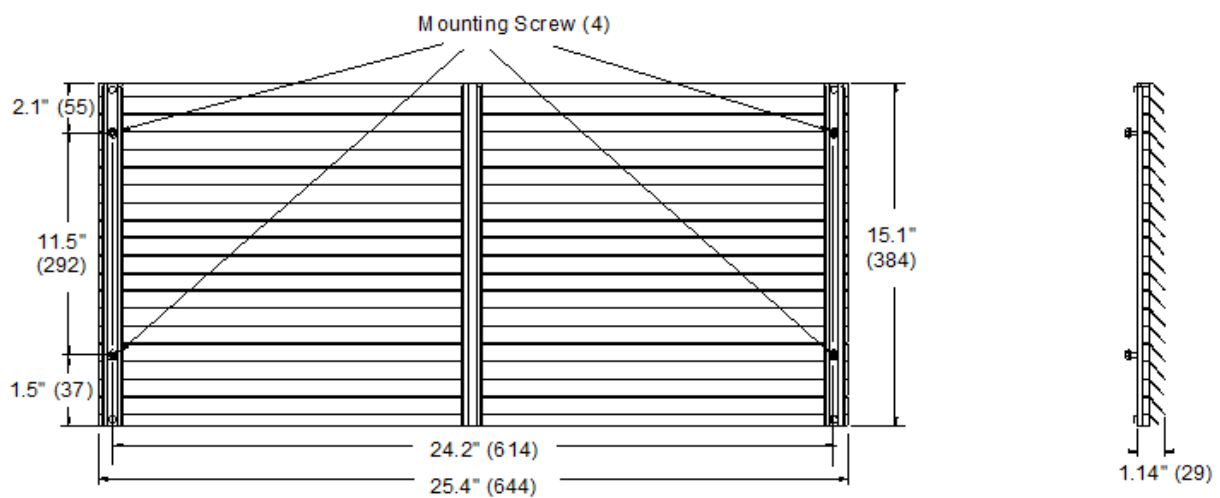


Specifications

Material: Extruded aluminum, Alloy 6063-T5
 Finish: Clear Anodized
 Louver Thickness: 0.04 inch (1.1 mm), nominal
 Louver Pitch: 30°
 Condenser Free Area: 86 %

| Unit Dimensions | |
|---------------------|---------|
| Length | 25.4-in |
| Height | 15.1-in |
| Depth | 1.14-in |
| Weight | 2.5-lbs |
| Shipping Dimensions | |
| Length | 27.0-in |
| Height | 16.0-in |
| Depth | 2.0-in |
| Weight | 3.0-lbs |
| Pallet Qty | 54 pcs |

Units: Inch (mm)



Specifications are subject to change without notice. Manufacturer reserves the right to discontinue or modify specifications or designs without notice or without incurring obligations. All rights reserved.

Submittal Data: SLEEVE-TTW-26 Through-The-Wall Metal Wall Sleeve

| | | |
|--------------|--|------|
| Job Name | Location | Date |
| Purchaser | Engineer | |
| Submitted To | For <input type="checkbox"/> Reference <input type="checkbox"/> Approval <input type="checkbox"/> Construction | |
| Schedule No. | | |

- GENERAL FEATURES**
- Standard 26.0-in (L) x 15.6-in (H) x 16.3-in (D) wall sleeve.
 - Made of heavy duty galvanized steel.
 - Lined with acoustical & thermal insulation.
 - Powder coated paint for superior adhesion & protection.
 - Exterior weather barrier included for construction phase.
 - Rear drainage hole on right side only.
 - Optional Condensate Drain Kit (PN: DRAIN-KIT-1PK)
 - Optional Arch. Aluminum Rear Grille PN: (GRILLE-TTW-26-CLEAR)

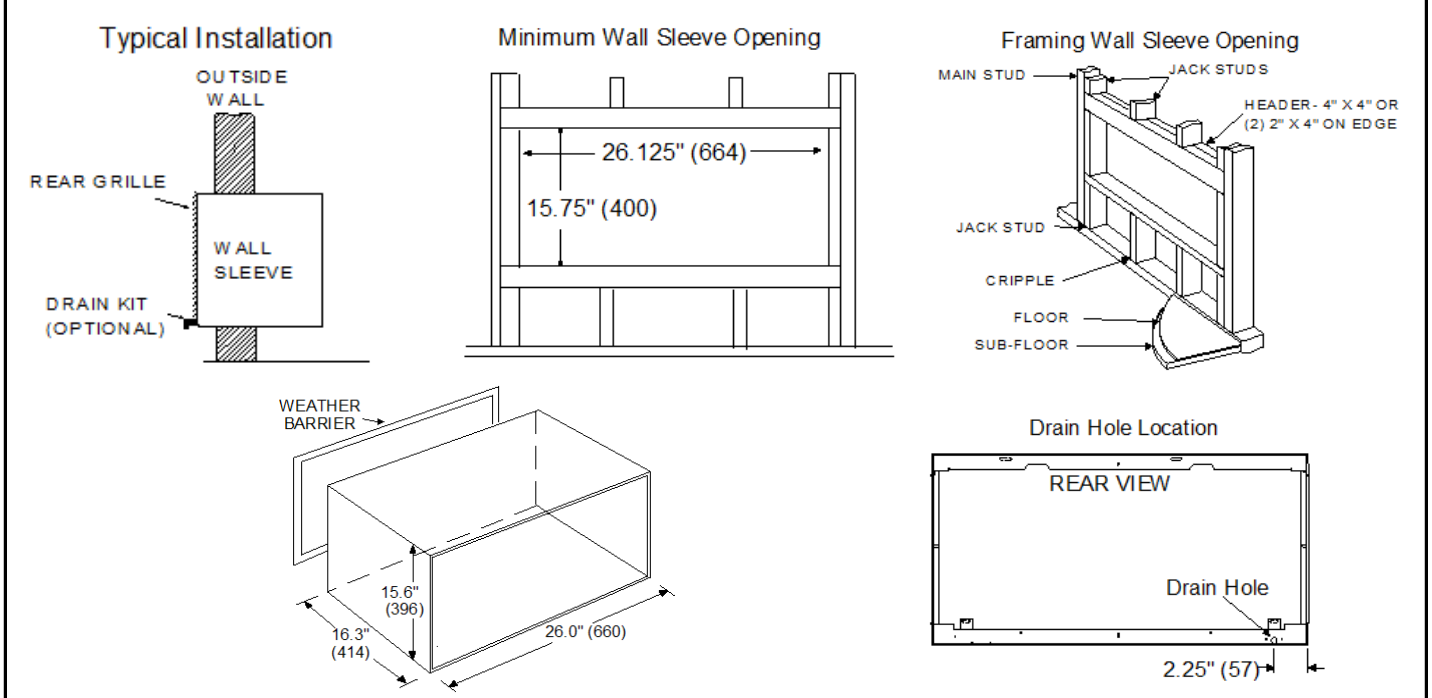


| Specifications |
|---|
| Material: Hot dipped Galvanized Steel |
| Material Thickness*: 0.035 to 0.039-in |
| Insulation: Dual-density Fiber Glass |
| Insulation Thickness: 0.25-in |
| Color: Alpine Beige |
| Finish: Lightly Textured |
| Weather Barrier: Corrugated Fiberboard 275# TBST S.W. "B" Flute |
| * including paint. |

| Unit Dimensions | |
|-----------------|----------|
| Length | 26.0-in |
| Height | 15.6-in |
| Depth | 16.3-in |
| Weight | 20.5-lbs |

| Shipping Dimensions | |
|---------------------|----------|
| Length | 29.25-in |
| Height | 17.5-in |
| Depth | 3.0-in |
| Weight | 21.0-lbs |
| Pallet Qty | 26 pcs |

Units: Inch (mm)



Specifications are subject to change without notice. Manufacturer reserves the right to discontinue or modify specifications or designs without notice or without incurring obligations. All rights reserved.

Submittal Data: GRILLE-TTW-26-STAMP Stamped Aluminum Grille

| | | |
|--------------|----------|--|
| Job Name | Location | Date |
| Purchaser | Engineer | |
| Submitted To | For | <input type="checkbox"/> Reference <input type="checkbox"/> Approval <input type="checkbox"/> Construction |

Schedule No.

GENERAL FEATURES

- Strong and durable aluminum construction.
- Clear anodized aluminum color.
- Designed to be mounted easily.
- Right side drain hole only.
- Must be used with 26-in TTW Wall Sleeve
(Part#: SLEEVE-TTW-26)



Specifications

Material: Aluminum
 Finish: Clear
 Fin Thickness: 1.02 mm
 Condenser Fin Pitch: 80°
 Condenser Free Area: 96 %

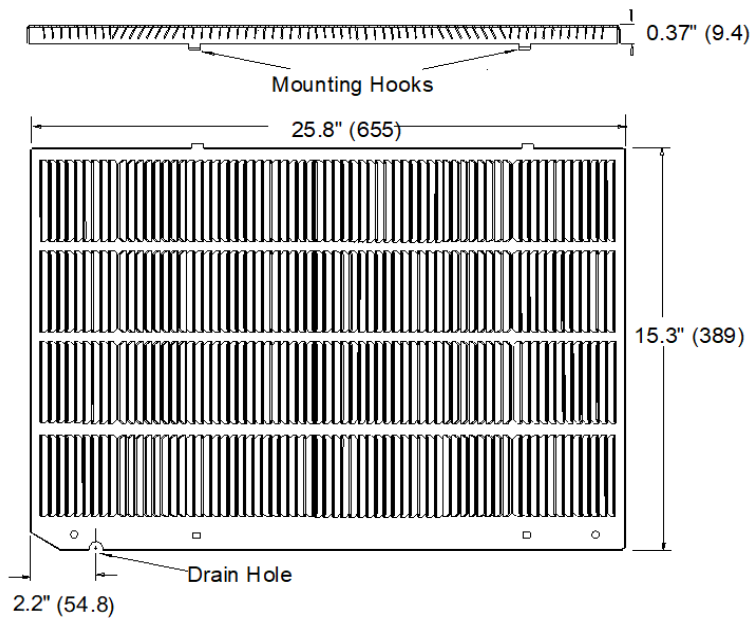
Unit Dimensions

| | |
|--------|---------|
| Length | 25.8-in |
| Height | 15.3-in |
| Depth | 0.37-in |
| Weight | 1.5-lbs |

Shipping Dimensions

| | |
|------------|---------|
| Length | 26.5-in |
| Height | 16.0-in |
| Depth | 1.0-in |
| Weight | 2.0-lbs |
| Pallet Qty | 100 pcs |

Units: Inch(mm)




Specifications are subject to change without notice. Manufacturer reserves the right to discontinue or modify specifications or designs without notice or without incurring obligations. All rights reserved.

Submittal Data: GRILLE-TTW-26-CLEAR Architectural Aluminum Grille

| | | |
|--------------|--|------|
| Job Name | Location | Date |
| Purchaser | Engineer | |
| Submitted To | For <input type="checkbox"/> Reference <input type="checkbox"/> Approval <input type="checkbox"/> Construction | |
| Schedule No. | | |

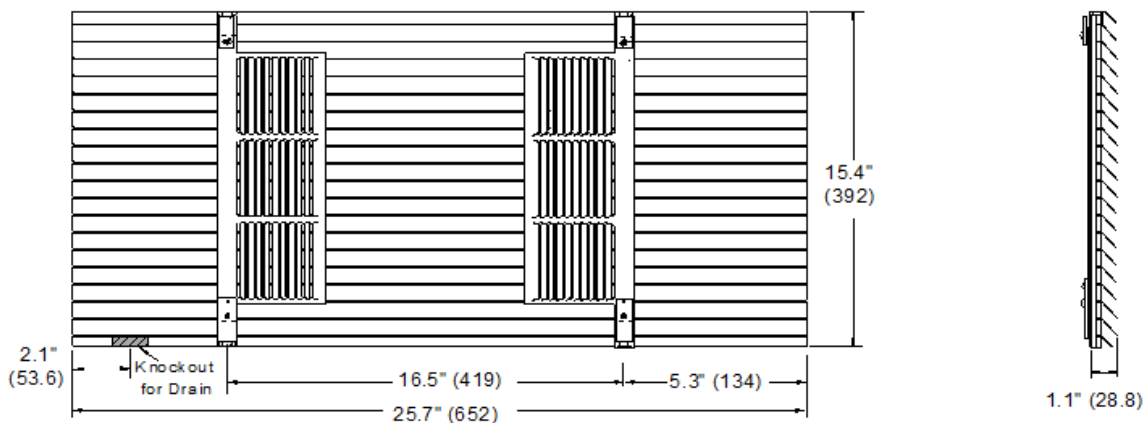
GENERAL FEATURES

- Decorative architectural style aluminum grille.
- Clear anodized aluminum color.
- Designed to be mounted easily and securely to wall sleeve.
- Must be used with 26-in TTW Wall Sleeve
(Part#: SLEEVE-TTW-26)



| Specifications | Unit Dimensions | | | | | | | | | | |
|--|---|--------|---------|--------|---------|-------|--------|--------|---------|------------|--------|
| Material: Extruded aluminum, Alloy 6063-T5 Finish: Clear Anodized Louver Thickness: 0.04 inch (1.1 mm), nominal Louver Pitch: 30° Condenser Free Area: 86% | <table style="width: 100%;"> <tr> <td>Length</td> <td style="text-align: right;">25.7-in</td> </tr> <tr> <td>Height</td> <td style="text-align: right;">15.4-in</td> </tr> <tr> <td>Depth</td> <td style="text-align: right;">1.1-in</td> </tr> <tr> <td>Weight</td> <td style="text-align: right;">3.5-lbs</td> </tr> </table> | Length | 25.7-in | Height | 15.4-in | Depth | 1.1-in | Weight | 3.5-lbs | | |
| Length | 25.7-in | | | | | | | | | | |
| Height | 15.4-in | | | | | | | | | | |
| Depth | 1.1-in | | | | | | | | | | |
| Weight | 3.5-lbs | | | | | | | | | | |
| Shipping Dimensions | | | | | | | | | | | |
| | <table style="width: 100%;"> <tr> <td>Length</td> <td style="text-align: right;">27.0-in</td> </tr> <tr> <td>Height</td> <td style="text-align: right;">16.0-in</td> </tr> <tr> <td>Depth</td> <td style="text-align: right;">2.0-in</td> </tr> <tr> <td>Weight</td> <td style="text-align: right;">4.0-lbs</td> </tr> <tr> <td>Pallet Qty</td> <td style="text-align: right;">50 pcs</td> </tr> </table> | Length | 27.0-in | Height | 16.0-in | Depth | 2.0-in | Weight | 4.0-lbs | Pallet Qty | 50 pcs |
| Length | 27.0-in | | | | | | | | | | |
| Height | 16.0-in | | | | | | | | | | |
| Depth | 2.0-in | | | | | | | | | | |
| Weight | 4.0-lbs | | | | | | | | | | |
| Pallet Qty | 50 pcs | | | | | | | | | | |

Units: Inch (mm)



Specifications are subject to change without notice. Manufacturer reserves the right to discontinue or modify specifications or designs without notice or without incurring obligations. All rights reserved.

Submittal Data: DFS-SWITCH-A Ductfree Accessory

| | | |
|--------------|--|------|
| Job Name | Location | Date |
| Purchaser | Engineer | |
| Submitted To | For <input type="checkbox"/> Reference <input type="checkbox"/> Approval <input type="checkbox"/> Construction | |
| Schedule No. | | |

GENERAL FEATURES

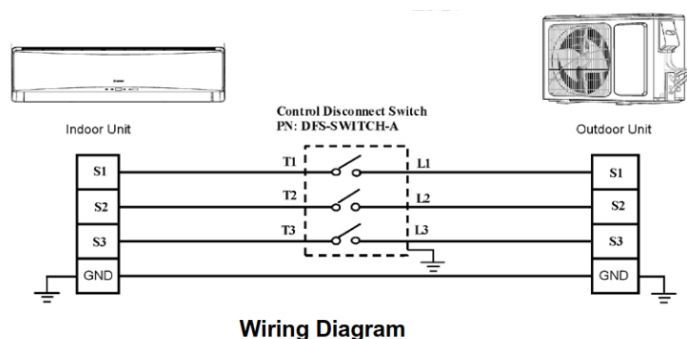
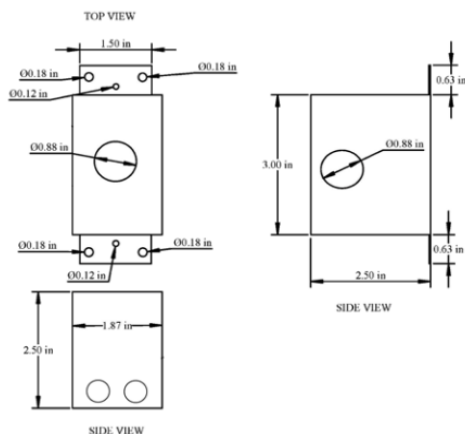
- Electrical disconnect for an indoor Ductfree mini-split unit.
- Contains a 3-pole switch rated at 30A.
- Provides a physical power disconnect for indoor units.
- Contains electrical junction box, 3-pole switch and cover plate.
- Mounts quickly and easily in the wall.



| Specifications |
|--|
| Physical: Material: Steel Material Thickness*: 0.0433 to 0.0480-in |
| Electrical: Voltage Rating: 600 VAC (max) Current Rating: 30 amp (max) Horse Power: 7.5 (max) |
| * including paint. |

| Unit Dimensions | |
|---------------------|---------|
| Length | 3.0-in |
| Height | 2.6-in |
| Depth | 2.0-in |
| Weight | 1.0-lbs |
| Shipping Dimensions | |
| Length | 5.5-in |
| Height | 3.25-in |
| Depth | 3.5-in |
| Weight | 1.1-lbs |

Units: Inch



Specifications are subject to change without notice. Manufacturer reserves the right to discontinue or modify specifications or designs without notice or without incurring obligations. All rights reserved.



For more information visit www.FirstAmericaProducts.com

Specifications are subject to change without notice. Manufacturer reserves the right to discontinue or modify specifications or designs without notice or without incurring obligations. All rights reserved.