

GMV5 HEAT RECOVERY VRF UNITS

(GC201808-II)

ER CONDITIONERS GREE MAKING BETTER CONDITIONERS GREE MAKING BETTER CONDITIONERS GREE MAKING BETTER CONDITIONERS

TECHNICAL SALES GUIDE-60Hz

CAPACITY RANGE: 21.1~105.6kW(72~360kBtu/h)

SUPER HIGH AMBIENT OPERATION TO 52 °C (125.6 °F)

TER CONDITIONERS GREE MAKING BETTER CONDITIONERS GREE MAKING BETTER CONDITIONERS GREE MAKING BETTER CONDITIONERS








R410A

CONTENTS

1 UNIT CHARACTERISTICS	1
2 NOMENCLATURE	5
3 UNIT PARAMETERS	6
4 ELECTRICAL SPECIFICATIONS.....	32
5 INTERNAL PIPING DESIGN OF THE UNITS	33
6 UNIT CAPACITY CORRECTION	38
7 UNIT NOISE CURVES	112
8 UNIT GRAVITY CENTER DIAGRAMS	114
9 UNIT INSTALLATION SPACE REQUIREMENTS	116
10 MODEL SELECTION FOR UNIT PIPING.....	126
11 REQUIREMENTS FOR COMMUNICATION MODE	136
12 ELECTRICAL CONNECTION.....	146
13 CALCULATION METHOD OF REFRIGERANT ADDED FOR ENGINEERING PIPING	149
14 OPTIONAL COMPONENTS.....	150
15 UNIT OPERATING RANGE	150

1 UNIT CHARACTERISTICS

GMV5 Heat Recovery Multi VRF Units: The basic models of the whole series are 6ton,8ton,10ton,12ton,14ton and 16ton, and the combination model is 12ton-30ton:

Refrigeration Capacity/Ton	Model Name	Product Code	Power Supply (V, Ph, Hz)	Appearance
6	GMV-Q72WM/B-F(U)	CN851W1590	208/230V 3ph 60Hz	
8	GMV-Q96WM/B-F(U)	CN851W1600	208/230V 3ph 60Hz	
10	GMV-Q120WM/B-F(U)	CN851W1670	208/230V 3ph 60Hz	
12	GMV-Q144WM/B1-F(U)	CN851W2500	208/230V 3ph 60Hz	
14	GMV-Q168WM/B1-F(U)	CN851W2510	208/230V 3ph 60Hz	
12	GMV-Q144WM/B-F(U)	/	208/230V 3ph 60Hz	
14	GMV-Q168WM/B-F(U)	/	208/230V 3ph 60Hz	
16	GMV-Q192WM/B-F(U)	/	208/230V 3ph 60Hz	
18	GMV-Q216WM/B-F(U)	/	208/230V 3ph 60Hz	
20	GMV-Q240WM/B-F(U)	/	208/230V 3ph 60Hz	
22	GMV-Q264WM/B-F(U)	/	208/230V 3ph 60Hz	
24	GMV-Q288WM/B-F(U)	/	208/230V 3ph 60Hz	
26	GMV-Q312WM/B-F(U)	/	208/230V 3ph 60Hz	
28	GMV-Q336WM/B-F(U)	/	208/230V 3ph 60Hz	
30	GMV-Q360WM/B-F(U)	/	208/230V 3ph 60Hz	
6	GMV-Q72WM/B-U(U)	CN851W2060	460V 3ph 60Hz	
8	GMV-Q96WM/B-U(U)	CN851W2030	460V 3ph 60Hz	
10	GMV-Q120WM/B-U(U)	CN851W2010	460V 3ph 60Hz	
12	GMV-Q144WM/B-U(U)	/	460V 3ph 60Hz	
14	GMV-Q168WM/B-U(U)	/	460V 3ph 60Hz	
16	GMV-Q192WM/B-U(U)	/	460V 3ph 60Hz	
18	GMV-Q216WM/B-U(U)	/	460V 3ph 60Hz	
20	GMV-Q240WM/B-U(U)	/	460V 3ph 60Hz	

22	GMV-Q264WM/B-U(U)	/	460V 3ph 60Hz	
24	GMV-Q288WM/B-U(U)	/	460V 3ph 60Hz	
26	GMV-Q312WM/B-U(U)	/	460V 3ph 60Hz	
28	GMV-Q336WM/B-U(U)	/	460V 3ph 60Hz	
30	GMV-Q360WM/B-U(U)	/	460V 3ph 60Hz	
/	NCHS1B(U)	EN04001120	208/230V 1Ph 60Hz	
/	NCHS2B(U)	EN01600010	208/230V 1Ph 60Hz	
/	NCHS4B(U)	EN04001130	208/230V 1Ph 60Hz	
/	NCHS8B(U)	EN04001140	208/230V 1Ph 60Hz	

➔ 1.1 Energy efficient

The products benefit from the advanced DC inverter technology, optimized air conditioner system design, and accurate intelligent control technology.

➤ High efficient DC inverter compressor

The DC inverter compressor is adopted for Gree DC inverter VRF units. The compressor is designed in the high pressure chamber with excellent performance to suck directly, reduce the suction superheat loss and increase the compression efficiency in comparison to the low pressure chamber compression.

The motor part adopts a high efficient permanent magnet synchronous motor, the rotor is a permanent magnet, and the stator implements concentrated winding. Therefore, the efficiency far surpasses that of a common DC inverter compressor.

➤ Sensorless DC inverter fan motor

The DC converter motor with a high back electromotive force is adopted to implement stepless speed regulation in the range of 5 Hz to 65 Hz. In contrast to the common DC converter motor, both the operating current and motor input power are lower, but the efficiency is greatly improved.

➤ Advanced torque control technology

The technology of minimum current and maximum torque control is adopted.

The rotor reluctance torque of DC inverter compressor is effectively used to export the maximum torque at the cost of minimum current, thus reducing the motor winding loss and achieving higher energy efficiency.

The low frequency torque control is implemented.

The motor torque is directly controlled to realize operation of the DC inverter at an ultralow speed. The small torque pulsation not only meets system requirements, but also guarantees the higher degree of comfort.

➔ 1.2 Comfortable mute

Gree GMV5 HR air conditioning units fully consider the comfort requirement of people, and the humanized technology further perfects the degree of comfort. The wider operation range of the units ensures normal operation in sub-zero weather or hot weather. The better mute effect creates a quiet environment for work and life.

➤ Outdoor unit mute mode

◆ Night mute

The system can memorize and judge the outdoor maximum temperature. When the system operates with a low load at night, it can automatically enter the mute mode. Nine mute modes can be set for the units according to requirements of actual application scenarios.

For example, the unit can automatically enter the night operation mode after operation for 8 h, and will restore the normal operation mode in 9 h.

◆ Forced mute

When the unit is installed at a place with the requirement for a lower noise level, it should operate in the mute mode in the daytime and at night. In this case, three forced mute setting modes can be selected to ensure that the unit operates at the low noise mode all the time.

➤ Indoor unit mute mode

The indoor unit also adopts the DC inverter motor to implement stepless speed regulation and greatly reduce the noise level. Moreover, the wired controller can be used to set the automatic mute mode of indoor unit and enable the automatic mute function according to the indoor temperature and movements of persons.

➔ 1.3 Advanced technology to ensure stability and reliability

Gree GMV5 HR series units have earned a reputation in the field due to the high technical content. Thanks to research and experiments for more than one decade, all the technologies of GMV have become more matured. Gree GMV5 HR has been upgraded in an all-round way, including electric elements, machine elements, control technology and communication technology. Continuous revolution in technologies must bring more reliable and efficient service to users.

◆ Oil return control of new generation

Gree oil return control technology of new generation integrates the pressure control oil return technology. Pressure control effectively controls oil return of the system and the oil storage status of each compressor, thus substantially increasing the service life of the compressor.

Proprietary compressor oil storage technology

Gree DC inverter unit is designed with the proprietary compressor oil storage technology. The relevant parameter is judged to control the lowest oil level required for operating the compressor.

➤ Refrigerant storage and distribution technology

GMV5 HR adopts the system loop without any reservoir to greatly reduce the refrigerant filling quantity, improve the refrigerant control precision of the system, and store the surplus refrigerant in the pipeline.

◆ Inter-compressor oil balance technology

Refrigerant is sucked into the compression chamber of the compressor through the air suction pipe, discharged to the fully-closed compressor cavity after being compressed, and then flows through the refrigerating system via the vent pipe. According to the principle of moving fluid mechanics and the oil quantity actually required during operation of the compressor, the technology decides the height of the oil balance pipe, controls the oil level in the oil pool, ensures the minimum oil quantity required by each compressor during operation, and implements oil balance between compressors.

◆ Unique comfortability control

- The outdoor unit is regulated using dual electronic expansion valves within the regulation range of 960 stages to accurately realize the flow control between the indoor unit module and outdoor unit module, so the system operates more stably.
- Heating can start quickly.

➤ 1.4 Humanized engineering operation

- The unit is characterized by automatic address allocation and non-polarity communication.
- The unit can perform automatic debugging and fault detection. GMV5 HR has five automatic debugging functions.
 - ◆ Automatically allocating indoor and outdoor unit addresses
 - ◆ Automatically checking the quantities of indoor and outdoor units
 - ◆ Automatically detecting internal faults of units
 - ◆ Automatically starting debugging
 - ◆ Judging pipeline exceptions in real time
- The units provide three emergency functions: module, compressor and fan.
- The units can recover refrigerants in two modes.

➤ 1.5 Intelligent management

- The units are designed in the dual-energy saving operation modes. Along with penetration of energy conservation and emission reduction and increasingly strict requirements for power utilization in cities raised by the state, a lot of cities will issue corresponding power rationing measures in the peak of power consumption, especially in summer. Gree GMV5 HR conditioning units unit provides two energy saving modes for users to select as needed and meets the requirements for off-peak power consumption and power brownout in cities.
 - ◆ Energy saving mode 1: When the unit is set to the automatic energy saving mode during operation, the system automatically adjusts and controls the target parameter according to the operating status, and greatly reduces power consumption of the whole system.
- Energy saving mode 2: When the unit is set to the forced energy saving mode during operation, the system forcedly limits power output of the system.
- The unit is provided with the energy consumption analysis function and corresponding solution.
- The unit supports the emergency shutdown function. Without remote monitoring, the outdoor unit can directly intervene in the fire alarm linkage signal, and the whole system can stop immediately in case of an emergency to avoid more risk losses.
- The unit has the management function by area.

➤ 1.6 Ultra-long piping distance design, with the maximum piping length of 1000m(3280-3/4)

In comparison to the traditional water chilling unit, the VRF unit shows the strength of simple and convenient engineering piping. Gree GMV5 HR inverter VRF unit more significantly displays the strength of actual engineering piping, and the air conditioning system can be flexibly applied to various buildings more simply and freely, reducing the engineering installation cost for users.

➤ 1.7 A single refrigerating system, able to connect to a maximum of 61 indoor units

Gree GMV5 HR can implement combination of module units and connect to a maximum of 61 indoor units (the quantity of connected units ranks first in the field). It is more applicable to large-sized commercial office buildings or apart-hotels.

➤ 1.8 Wide operation range

Operating temperature range: -5°C to 52°C(23~125.6 °F) for cooling; -20°C to 24°C (-4~75.2 °F)for heating;

Ambient temperature: -10°C(14°F)~20°C(68°F) for Heat recovery .

➔ 1.9 Module switching control

The module status automatically switches between modules every eight hours according to the operating status. This avoids long-term “waiting for work” of several modules and greatly improves reliability of the whole system.

➔ 1.10 High static pressure design of the outdoor unit to realize more flexible selection

The unit is provided with four levels of static pressures: 0 Pa(0In.W.G), 30 Pa(0.12In.W.G), 50 Pa(0.20In.W.G), and 82 Pa(0.328In.W.G). The corresponding static pressure can be selected for the outdoor unit according to the building form, and the maximum static pressure is 82 Pa(0.328In.W.G). The unit especially applies to the scenario where the outdoor unit needs to be placed indoors.

2 NOMENCLATURE

GMV	□	-	□	□	□	□	□	W	□	/	□	□	□	(□)
1	2		3	4	5	6	7	8	9		10	11	12	13

No.	Description	Options
1	Product code	GMV-Gree Multi VRF Units
2	Suitable climate	Blank-T1 condition; T2-low temperature climate; T3-high temperature climate
3	RAC or CAC	RAC-H CAC-default
4	Special function	G: high sensible heat V: low-temperature heat pump Default: without special function
5	Unit type	DC inverter-default Y-solar power
6	Function code	Q—Heat Recovery; S—Water Heater; W—Water-cooled Unit; X—Fresh Air Unit Z—reheat dehumidifier Default—If above functions are unavailable.
7	Code of cooling capacity	Nominal capacity/ 1000(Btu/h)
8	Code for outdoor unit	W—outdoor unit
9	Unit structure	M—Modular (top discharge); L—Non-modular (side discharge);Default—Non-modular (top discharge)
10	Refrigerant	R410a (omit)
11	Design No.	Named in order of A, B, C, or combined with 1, 2, 3...
12	Power supply	F—208/230V-3ph-60Hz; U—440/460V-3ph-60Hz; T—208/230V-1ph-60Hz; X—380~415V-3ph-50/60Hz
13	Special code	For special area; leave blank if it is not for special area

3 UNIT PARAMETERS

3.1 Outdoor Unit

Outdoor Units_Heat Recovery		Ton	6	8	10	
Model		-	GMV-Q72WM/B-F(U)	GMV-Q96WM/B-F(U)	GMV-Q120WM/B-F(U)	
Module combination		-	GMV-Q72WM/B-F(U)	GMV-Q96WM/B-F(U)	GMV-Q120WM/B-F(U)	
Performance	Nominal Cooling Capacity ①	Btu/h	72000	96000	120000	
		kW	21.1	28.1	35.2	
	Rated Cooling Capacity	Btu/h	67000	90000	111000	
	Nominal Heating Capacity	Btu/h	81000	108000	135000	
		kW	23.7	31.7	39.6	
	Rated Heating Capacity	Btu/h	75000	100000	126000	
	Cooling Power Input	kW	5.45	7.30	9.58	
	Heating Power Input	kW	5.80	7.85	10.42	
Sound Pressure Level	dB(A)	61	62	63		
Power Supply		-	208/230V 3~ 60Hz			
Compressor	Type	-	Inverter scroll type	Inverter scroll type	Inverter scroll type	
	Number	N	1	1	2	
	Motor Output ②	kW	7.15	7.15	7.15+3.88	
	Starting Method	-	Inverter	Inverter	Inverter	
	Operating Range	-	13%~100%	11%~100%	12%~100%	
	Refrigeration Oil Brand	-	FVC68D or FV-68H	FVC68D or FV-68H	FVC68D or FV-68H	
	Oil Charge ③	Compressor	L	1.1	1.1	1.1+0.5
Oil separate tank		L	4.0	4.0	5.0	
Total		L	5.1	5.1	6.6	
Fan	Type×Quantity		-	Propeller×2	Propeller×2	Propeller×2
	Motor output		W	750+750	750+750	750+750
	Starting method		-	Inverter	Inverter	Inverter
	Air flow rate	m³/h		14000	14000	14000
		cfm		8240	8240	8240
	Max. external static pressure	Pa		82	82	82
in.W.G			0.328	0.328	0.328	
Ambient temperature range	Cooling	°C	-5~52	-5~52	-5~52	
		°F	23~125.6	23~125.6	23~125.6	
	Heating	°C	-20~24	-20~24	-20~24	
		°F	-4~75.2	-4~75.2	-4~75.2	

GMV5 HR HEAT RECOVERY VRF Units Technical Sales Guide

Outdoor Units_Heat Recovery		Ton	6	8	10
Model		-	GMV-Q72WM/B-F(U)	GMV-Q96WM/B-F(U)	GMV-Q120WM/B-F(U)
Module combination		-	GMV-Q72WM/B-F(U)	GMV-Q96WM/B-F(U)	GMV-Q120WM/B-F(U)
Refrigerant	Refrigerant Type	-	R410A	R410A	R410A
	Refrigerant Charge Volume	kg	9.6	11.2	11.7
		lbs.	21.16	24.69	25.79
	Control	-	EXV	EXV	EXV
Pipe Connection	Low pressure Gas Pipe Size	mm	19.05	22.2	28.6
		in.	3/4	7/8	1 1/8
	high pressure gas pipe Size	mm	15.9	19.05	22.2
		in.	5/8	3/4	7/8
	Liquid Pipe Size	mm	9.52	9.52	12.7
in.		3/8	3/8	1/2	
Dimensions (width× depth× height)	External Dimension	mm	1340×765×1605	1340×765×1605	1340×765×1605
		in.	52-3/4×30-1/8×63-1/5	52-3/4×30-1/8×63-1/5	52-3/4×30-1/8×63-1/5
	Packaging Dimension	mm	1420×840×1775	1420×840×1775	1420×840×1775
		in.	55-7/8×33-1/8×69-7/8	55-7/8×33-1/8×69-7/8	55-7/8×33-1/8×69-7/8
Weight	Net Weight	kg	302	310	360
		lbs.	666	683	794
	Gross Weight	kg	317	325	375
		lbs.	699	716	827
Maximum qty of connected indoor units		unit	13	16	19
Protection Devices	High Pressure Protection	High pressure sensor, High pressure switch			
	Compressor /Fan	Over-current protection, Over-heat protection			
	Inverter	Over-current protection, Over-heat protection, High/ Low voltage protection,			
Remark	<p>① . Rating conditions: Cooling: indoor 26.7°C (80°F) D.B./19.4°C(67°F)W.B. outdoor: 35°C(95°F)D.B. Heating: indoor 21.1°C (70°F)D.B. outdoor: 8.3°C (47°F)D.B./6.1°C(43°F)W.B</p> <p>② . It refers to the operation power of compressor under ARI test conditions (Condensing temp. 130°F; Evaporating temp.45°F; Return gas temp.65°F; Liquid temp.115°F) at 60Hz.</p> <p>③ . Oil charge includes the total oil amount of outdoor units, residual oil amount of compressor and oil separate tank. When replacing the compressor or oil separate tank, only the corresponding required oil amount shall be charged</p>				

Outdoor Units_Heat Recovery		Ton	12	14
Model		-	GMV-Q144WM/B1-F(U)	GMV-Q168WM/B1-F(U)
Module combination		-	GMV-Q144WM/B1-F(U)	GMV-Q168WM/B1-F(U)
Performance	Nominal Cooling Capacity ①	Btu/h	144000	168000
		kW	42.20	49.24
	Rated Cooling Capacity	Btu/h	136000	150000
	Nominal Heating Capacity	Btu/h	162000	189000
		kW	47.48	55.39
	Rated Heating Capacity	Btu/h	150000	180000
	Cooling Power Input	kW	12.93	14.52
	Heating Power Input	kW	12.80	16.43
	Sound Pressure Level	dB(A)	64	65
Power Supply	-	208/230V 3~ 60Hz		
Compressor	Type	-	Inverter scroll type	Inverter scroll type
	Number	N	2	2
	Motor Output ②	kW	7.15+7.15	7.15+7.15
	Starting Method	-	Inverter	Inverter
	Operating Range	-	11%~100%	10%~100%
	Refrigeration Oil Brand	-	FVC68D or FV-68H	FVC68D or FV-68H
	Oil Charge ③	Compressor	L	1.1+1.1
Oil separate tank		L	5	5
Total		L	7.2	7.2
Fan	Type×Quantity	-	Propeller×2	Propeller×2
	Motor output	W	750+750	750+750
	Starting method	-	Inverter	Inverter
	Air flow rate	m ³ /h	14000	16000
		cfm	8240	9417
	Max. external static pressure	Pa	82	82
in.W.G		0.328	0.328	
Ambient temperature range	Cooling	°C	-5~52	-5~52
		°F	23~125.6	23~125.6
	Heating	°C	-20~24	-20~24
		°F	-4~75.2	-4~75.2
Refrigerant	Refrigerant Type	-	R410A	R410A
	Refrigerant Charge Volume	kg	11.7	11.7
		lbs.	25.79	25.79
	Control	-	EXV	EXV

GMV5 HR HEAT RECOVERY VRF Units Technical Sales Guide

Outdoor Units_Heat Recovery		Ton	12	14
Model		-	GMV-Q144WM/B1-F(U)	GMV-Q168WM/B1-F(U)
Module combination		-	GMV-Q144WM/B1-F(U)	GMV-Q168WM/B1-F(U)
Pipe Connection	Low pressure Gas Pipe Size	mm	28.60	28.60
		in.	1 1/8	1 1/8
	high pressure gas pipe Size	mm	22.20	22.20
		in.	7/8	7/8
	Liquid Pipe Size	mm	12.70	5.90
		in.	1/2	5/8
Dimensions (width× depth× height)	External Dimension	mm	1340×765×1605	1340×765×1740
		in.	52-3/4×30-1/8×63-1/5	52-3/4×30-1/8×68-1/2
	Packaging Dimension	mm	1420×840×1775	1420×840×1910
		in.	55-7/8×33-1/8×69-7/8	55-7/8×33-1/8×75 1/4
Weight	Net Weight	kg	370	395
		lbs.	816	871
	Gross Weight	kg	385	411
		lbs.	849	906
Maximum qty of connected indoor units		unit	23	29
Protection Devices	High Pressure Protection	High pressure sensor, High pressure switch		
	Compressor /Fan	Over-current protection, Over-heat protection		
	Inverter	Over-current protection, Over-heat protection, High/ Low voltage protection,		
Remark	<p>① . Rating conditions: Cooling: indoor 26.7°C (80°F) D.B./19.4°C(67°F)W.B. outdoor: 35°C(95°F)D.B. Heating: indoor 21.1°C (70°F)D.B. outdoor: 8.3°C (47°F)D.B./6.1°C(43°F)W.B</p> <p>② . It refers to the operation power of compressor under ARI test conditions (Condensing temp. 130°F; Evaporating temp.45°F; Return gas temp.65°F; Liquid temp.115°F) at 60Hz.</p> <p>③ . Oil charge includes the total oil amount of outdoor units, residual oil amount of compressor and oil separate tank. When replacing the compressor or oil separate tank, only the corresponding required oil amount shall be charged</p>			

Outdoor Units_Heat Recovery		Ton	12	14	16
Model		-	GMV-Q144WM/B-F(U)	GMV-Q168WM/B-F(U)	GMV-Q192WM/B-F(U)
Module combination		-	GMV-Q72WM/B-F(U)+ GMV-Q72WM/B-F(U)	GMV-Q72WM/B-F(U)+ GMV-Q96WM/B-F(U)	GMV-Q96WM/B-F(U)+ GMV-Q96WM/B-F(U)
Performance	Nominal Cooling Capacity	Btu/h	144000	168000	192000
		kW	42.2	49.1	56.3
	Rated Cooling Capacity	Btu/h	134000	157000	180000
	Nominal Heating Capacity	Btu/h	162000	189000	216000
		kW	47.5	55.4	63.3
	Rated Heating Capacity	Btu/h	150000	175000	200000
	Cooling Power Input	kW	5.45+5.45	5.45+7.3	7.3+7.3
	Heating Power Input	kW	5.80+5.80	5.80+7.85	7.85+7.85
Sound Pressure Level	dB(A)	-	-	-	
Power Supply	-	208/230V 3~ 60Hz			
Compressor	Type	-	Inverter scroll type	Inverter scroll type	Inverter scroll type
	Number	N	1+1	1+1	1+1
	Motor Output ①	kW	-	-	-
	Starting Method	-	Inverter	Inverter	Inverter
	Operating Range	-	-	-	-
	Refrigeration Oil Brand	-	FVC68D or FV-68H	FVC68D or FV-68H	FVC68D or FV-68H
Fan	Type × Quantity	-	Propeller×(2+2)	Propeller×(2+2)	Propeller×(2+2)
	Motor output	W	750×2+750×2	750×2+750×2	750×2+750×2
	Starting method	-	Inverter	Inverter	Inverter
	Air flow rate	m ³ /h	14000+14000	14000+14000	14000+14000
		cfm	8240+8240	8240+8240	8240+8240
	Max. external static pressure	Pa	82	82	82
in.W.G		0.328	0.328	0.328	
Ambient temperature range	Cooling	°C	-5~52	-5~52	-5~52
		°F	23~125.6	23~125.6	23~125.6
	Heating	°C	-20~24	-20~24	-20~24
		°F	-4~75.2	-4~75.2	-4~75.2
Refrigerant	Refrigerant Type	-	R410A	R410A	R410A
	Refrigerant Charge Volume	kg	9.6+9.6	9.6+11.2	11.2+11.2
		lbs.	21.16+21.16	21.16+24.69	24.69+24.69
Control	-	EXV	EXV	EXV	
Pipe Connection	Low pressure Gas Pipe Size	mm	28.6	28.6	28.6
		in.	1 1/8	1 1/8	1 1/8
	High pressure gas pipe	mm	Φ22.2	Φ22.2	28.6
		in.	7/8	7/8	1 1/8
	Liquid Pipe Size	mm	12.7	15.9	15.9
		in.	1/2	5/8	5/8

GMV5 HR HEAT RECOVERY VRF Units Technical Sales Guide

Outdoor Units_Heat Recovery		Ton	12	14	16
Model		-	GMV-Q144WM/B-F(U)	GMV-Q168WM/B-F(U)	GMV-Q192WM/B-F(U)
Module combination		-	GMV-Q72WM/B-F(U) + GMV-Q72WM/B-F(U)	GMV-Q72WM/B-F(U) + GMV-Q96WM/B-F(U)	GMV-Q96WM/B-F(U) + GMV-Q96WM/B-F(U)
Dimensions (width × depth × height)	External Dimension	mm	1340×765×1605 + 1340×765×1605	1340×765×1605 + 1340×765×1605	1340×765×1605 + 1340×765×1605
		in.	52-3/4×30-1/8×63-1/5 +52-3/4×30-1/8×63-1/5	52-3/4×30-1/8×63-1/5 +52-3/4×30-1/8×63-1/5	52-3/4×30-1/8×63-1/5 +52-3/4×30-1/8×63-1/5
	Packaging Dimension	mm	1420×840×1775 + 1420×840×1775	1420×840×1775 + 1420×840×1775	1420×840×1775 + 1420×840×1775
		in.	55-7/8×33-1/8×69-7/8 +55-7/8×33-1/8×69-7/8	55-7/8×33-1/8×69-7/8 +55-7/8×33-1/8×69-7/8	55-7/8×33-1/8×69-7/8 +55-7/8×33-1/8×69-7/8
Weight	Net Weight	kg	302+302	302+310	310+310
		lbs.	666+666	666+683	683+683
	Gross Weight	kg	317+317	317+325	325+325
		lbs.	699+699	699+716	716+716
Maximum qty of connected indoor units		unit	23	29	33
Protection Devices	High Pressure Protection	High pressure sensor, High pressure switch			
	Compressor /Fan	Over-current protection, Over-heat protection			
	Inverter	Over-current protection, Over-heat protection, High/Low voltage protection,			
Remark	① . It refers to the operation power of compressor under ARI test conditions (Condensing temp. 130 °F ; Evaporating temp.45 °F ; Return gas temp.65 °F ; Liquid temp.115 °F) at 60Hz. ② . Oil charge includes the total oil amount of outdoor units, residual oil amount of compressor and oil separate tank. When replacing the compressor or oil separate tank, only the corresponding required oil amount shall be charged.				

Outdoor Units_Heat Recovery		Ton	18	20	22
Model		-	GMV-Q216WM/B-F(U)	GMV-Q240WM/B-F(U)	GMV-Q264WM/B-F(U)
Module combination		-	GMV-Q96WM/B-F(U)+ GMV-Q120WM/B-F(U)	GMV-Q120WM/ B-F(U)+ GMV-Q120WM/B-F(U)	GMV-Q72WM/B-F(U) + GMV-Q96WM/B-F(U)+ GMV-Q96WM/B-F(U)
Performance	Nominal Cooling Capacity	Btu/h	216000	240000	264000
		kW	63.3	70.3	77.4
	Rated Cooling Capacity	Btu/h	201000	222000	247000
	Nominal Heating Capacity	Btu/h	243000	270000	297000
		kW	71.2	79.1	87.1
	Rated Heating Capacity	Btu/h	226000	252000	275000
	Cooling Power Input	kW	7.30+9.58	9.58+9.58	5.45+7.30+7.30
	Heating Power Input	kW	7.85+10.42	10.42+10.42	5.80+7.85+7.85
Sound Pressure Level	dB(A)	-	-	-	
Power Supply	-	208/230V 3~ 60Hz			
Compressor	Type	-	Inverter scroll type	Inverter scroll type	Inverter scroll type
	Number	N	1+2	2+2	1+1+1
	Motor Output ①	kW	-	-	-
	Starting Method	-	Inverter	Inverter	Inverter
	Operating Range	-	-	-	-
	Refrigeration Oil Brand	-	FVC68D or FV-68H	FVC68D or FV-68H	FVC68D or FV-68H
Fan	Type×Quantity	-	Propeller×(2+2)	Propeller×(2+2)	Propeller×(2+2+2)
	Motor output	W	750×2+750×2	750×2+750×2	750×2+750×2+750×2
	Starting method	-	Inverter	Inverter	Inverter
	Air flow rate	m ³ /h	14000+14000	14000+14000	14000+14000+14000
		cfm	8240+8240	8240+8240	8240+8240+8240
	Max. external static pressure	Pa	82	82	82
in.W.G		0.328	0.328	0.328	
Ambient temperature range	Cooling	°C	-5~52	-5~52	-5~52
		°F	23~125.6	23~125.6	23~125.6
	Heating	°C	-20~24	-20~24	-20~24
		°F	-4~75.2	-4~75.2	-4~75.2
Refrigerant	Refrigerant Type	-	R410A	R410A	R410A
	Refrigerant Charge Volume	kg	11.2+11.7	11.7+11.7	9.6+11.2+11.2
		lbs.	24.69+25.79	25.79+25.79	21.16+24.69+24.69
Control	-	EXV	EXV	EXV	
Pipe Connection	Low pressure Gas Pipe Size	mm	28.6	34.9	34.9
		in.	1 1/8	1 3/8	1 3/8
	high pressure gas pipe	mm	28.6	28.6	28.6
		in.	1 1/8	1 1/8	1 1/8
	Liquid Pipe Size	mm	15.9	15.9	19.05
		in.	5/8	5/8	3/4

GMV5 HR HEAT RECOVERY VRF Units Technical Sales Guide

Outdoor Units_Heat Recovery		Ton	18	20	22
Model		-	GMV-Q216WM/B-F(U)	GMV-Q240WM/B-F(U)	GMV-Q264WM/B-F(U)
Module combination		-	GMV-Q96WM/B-F(U)+ GMV-Q120WM/B-F(U)	GMV-Q120WM/ B-F(U)+ GMV-Q120WM/B-F(U)	GMV-Q72WM/B-F(U) + GMV-Q96WM/B-F(U) + GMV-Q96WM/B-F(U)
Dimensions (width× depth× height)	External Dimension	mm	1340×765×1605 +1340×765×1605	1340×765×1605 +1340×765×1605	1340×765×1605 +1340×765×1605 +1340×765×1605
		in.	52-3/4×30-1/8×63-1/5 +52-3/4×30-1/8×63- 1/5	52-3/4×30-1/8×63-1/5 +52-3/4×30-1/8×63- 1/5	52-3/4×30-1/8×63-1/5 +52-3/4×30-1/8×63- 1/5 +52-3/4×30-1/8×63- 1/5
	Packaging Dimension	mm	1420×840×1775 +1420×840×1775	1420×840×1775 +1420×840×1775	1420×840×1775 +1420×840×1775 +1420×840×1775
		in.	55-7/8×33-1/8×69- 7/8+55-7/8×33- 1/8×69-7/8	55-7/8×33-1/8×69- 7/8+55-7/8×33- 1/8×69-7/8	55-7/8×33-1/8×69- 7/8+55-7/8×33- 1/8×69-7/8+55- 7/8×33-1/8×69-7/8
Weight	Net Weight	kg	310+360	360+360	302+310+310
		lbs.	683+794	794+794	666+683+683
	Gross Weight	kg	325+375	375+375	317+325+325
		lbs.	716+827	827+827	699+716+716
Maximum qty of connected indoor units		unit	36	39	46
Protection Devices	High Pressure Protection	High pressure sensor, High pressure switch			
	Compressor /Fan	Over-current protection, Over-heat protection			
	Inverter	Over-current protection, Over-heat protection, High/Low voltage protection,			
Remark	<p>① . It refers to the operation power of compressor under ARI test conditions (Condensing temp. 130 °F ; Evaporating temp.45 °F ; Return gas temp.65 °F ; Liquid temp.115 °F) at 60Hz.</p> <p>② . Oil charge includes the total oil amount of outdoor units, residual oil amount of compressor and oil separate tank. When replacing the compressor or oil separate tank, only the corresponding required oil amount shall be charged.</p>				

Outdoor Units_Heat Recovery		Ton	24	26
Model		-	GMV-Q288WM/B-F(U)	GMV-Q312WM/B-F(U)
Module combination		-	GMV-Q96WM/B-F(U)+ GMV-Q96WM/B-F(U)+ GMV-Q96WM/B-F(U)	GMV-Q96WM/B-F(U)+ GMV-Q96WM/B-F(U)+ GMV-Q120WM/B-F(U)
Performance	Nominal Cooling Capacity	Btu/h	288000	312000
		kW	84.4	91.4
	Rated Cooling Capacity	Btu/h	270000	291000
		Nominal Heating Capacity	Btu/h	324000
	Rated Heating Capacity	kW	95.0	102.9
		Btu/h	300000	326000
	Cooling Power Input	kW	7.3+7.3+7.3	7.3+7.3+9.58
	Heating Power Input	kW	7.85+7.85+7.85	7.85+7.85+10.42
Sound Pressure Level	dB(A)	-	-	
Power Supply	-	208/230V 3~ 60Hz		
Compressor	Type	-	Inverter scroll type	Inverter scroll type
	Number	N	1+1+1	1+1+2
	Motor Output ①	kW	-	-
	Starting Method	-	Inverter	Inverter
	Operating Range	-	-	-
	Refrigeration Oil Brand	-	FVC68D or FV-68H	FVC68D or FV-68H
Fan	Type× Quantity	-	Propeller×(2+2+2)	Propeller×(2+2+2)
	Motor output	W	750×2+750×2+750×2	750×2+750×2+750×2
		Starting method	-	Inverter
	Air flow rate	m³/h	14000+14000+14000	14000+14000+14000
		cfm	8240+8240+8240	8240+8240+8240
	Max. external static pressure	Pa	82	82
in.W.G		0.328	0.328	
Ambient temperature range	Cooling	°C	-5~52	-5~52
		°F	23~125.6	23~125.6
	Heating	°C	-20~24	-20~24
		°F	-4~75.2	-4~75.2
Refrigerant	Refrigerant Type	-	R410A	R410A
	Refrigerant Charge Volume	kg	11.2+11.2+11.2	11.2+11.2+11.7
		lbs.	24.69+24.69+24.69	24.69+24.69+25.79
Control	-	EXV	EXV	
Pipe Connection	Low pressure Gas Pipe Size	mm	34.9	34.9
		in.	1 3/8	1 3/8
	high pressure gas pipe	mm	28.6	28.6
		in.	1 1/8	1 1/8
	Liquid Pipe Size	mm	19.05	19.05
		in.	3/4	3/4

GMV5 HR HEAT RECOVERY VRF Units Technical Sales Guide

Outdoor Units_Heat Recovery		Ton	24	26
Model		-	GMV-Q288WM/B-F(U)	GMV-Q312WM/B-F(U)
Module combination		-	GMV-Q96WM/B-F(U)+ GMV-Q96WM/B-F(U)+ GMV-Q96WM/B-F(U)	GMV-Q96WM/B-F(U)+ GMV-Q96WM/B-F(U)+ GMV-Q120WM/B-F(U)
Dimensions (width× depth× height)	External Dimension	mm	1340×765×1605 +1340×765×1605 +1340×765×1605	1340×765×1605 +1340×765×1605 +1340×765×1605
		in.	52-3/4×30-1/8×63-1/5 +52-3/4×30-1/8×63-1/5 +52-3/4×30-1/8×63-1/5	52-3/4×30-1/8×63-1/5 +52-3/4×30-1/8×63-1/5 +52-3/4×30-1/8×63-1/5
	Packaging Dimension	mm	1420×840×1775 +1420×840×1775 +1420×840×1775	1420×840×1775 +1420×840×1775 +1420×840×1775
		in.	55-7/8×33-1/8×69-7/8 +55-7/8×33-1/8×69-7/8 +55-7/8×33-1/8×69-7/8	55-7/8×33-1/8×69-7/8 +55-7/8×33-1/8×69-7/8 +55-7/8×33-1/8×69-7/8
Weight	Net Weight	kg	310+310+310	310+310+360
		lbs.	683+683+683	683+683+794
	Gross Weight	kg	325+325+325	325+325+375
		lbs.	716+716+716	716+716+827
Maximum qty of connected indoor units		unit	50	53
Protection Devices	High Pressure Protection	High pressure sensor, High pressure switch		
	Compressor /Fan	Over-current protection, Over-heat protection		
	Inverter	Over-current protection, Over-heat protection, High/Low voltage protection,		
Remark	<p>① . It refers to the operation power of compressor under ARI test conditions (Condensing temp. 130 °F ; Evaporating temp.45 °F ; Return gas temp.65 °F ; Liquid temp.115 °F) at 60Hz.</p> <p>② . Oil charge includes the total oil amount of outdoor units, residual oil amount of compressor and oil separate tank. When replacing the compressor or oil separate tank, only the corresponding required oil amount shall be charged.</p>			

Outdoor Units_Heat Recovery		Ton	28	30
Model		-	GMV-Q336WM/B-F(U)	GMV-Q360WM/B-F(U)
Module combination		-	GMV-Q96WM/B-F(U)+ GMV-Q120WM/B-F(U)+ GMV-Q120WM/B-F(U)	GMV-Q120WM/B-F(U)+ GMV-Q120WM/B-F(U)+ GMV-Q120WM/B-F(U)
Performance	Nominal Cooling Capacity	Btu/h	336000	360000
		kW	98.5	105.5
	Rated Cooling Capacity	Btu/h	312000	333000
		kW	110.8	118.7
	Nominal Heating Capacity	Btu/h	378000	405000
		kW	110.8	118.7
	Rated Heating Capacity	Btu/h	352000	378000
	Cooling Power Input	kW	7.30+9.58+9.58	9.58+9.58+9.58
Heating Power Input	kW	7.85+10.42+10.42	10.42+10.42+10.42	
Sound Pressure Level	dB(A)	-	-	
Power Supply	-	208/230V 3~ 60Hz		
Compressor	Type	-	Inverter scroll type	Inverter scroll type
	Number	N	1+2+2	2+2+2
	Motor Output ①	kW	-	-
	Starting Method	-	Inverter	Inverter
	Operating Range	-	-	-
	Refrigeration Oil Brand	-	FVC68D or FV-68H	FVC68D or FV-68H
Fan	Type×Quantity	-	Propeller×(2+2+2)	Propeller×(2+2+2)
	Motor output	W	750×2+750×2+750×2	750×2+750×2+750×2
	Starting method	-	Inverter	Inverter
	Air flow rate	m ³ /h	14000+14000+14000	14000+14000+14000
		cfm	8240+8240+8240	8240+8240+8240
	Max. external static pressure	Pa	82	82
in.W.G		0.328	0.328	
Ambient temperature range	Cooling	°C	-5~52	-5~52
		°F	23~125.6	23~125.6
	Heating	°C	-20~24	-20~24
		°F	-4~75.2	-4~75.2
Refrigerant	Refrigerant Type	-	R410A	R410A
	Refrigerant Charge Volume	kg	11.2+11.7+11.7	11.7+11.7+11.7
		lbs.	24.69+25.79+25.79	25.79+25.79+25.79
	Control	-	EXV	EXV

GMV5 HR HEAT RECOVERY VRF Units Technical Sales Guide

Outdoor Units_Heat Recovery		Ton	28	30	
Model		-	GMV-Q336WM/B-F(U)	GMV-Q360WM/B-F(U)	
Module combination		-	GMV-Q96WM/B-F(U)+ GMV-Q120WM/B-F(U)+ GMV-Q120WM/B-F(U)	GMV-Q120WM/B-F(U)+ GMV-Q120WM/B-F(U)+ GMV-Q120WM/B-F(U)	
Pipe Connection	Low pressure Gas Pipe Size	mm	34.9	41.3	
		in.	1 3/8	1 5/8	
	high pressure gas pipe	mm	28.6	34.9	
		in.	1 1/8	1 3/8	
	Liquid Pipe Size	mm	19.05	19.05	
		in.	3/4	3/4	
Dimensions (width× depth× height)	External Dimension	mm	1340×765×1605 +1340×765×1605 +1340×765×1605	1340×765×1605 +1340×765×1605 +1340×765×1605	
		in.	52-3/4×30-1/8×63-1/5 +52-3/4×30-1/8×63-1/5 +52-3/4×30-1/8×63-1/5	52-3/4×30-1/8×63-1/5 +52-3/4×30-1/8×63-1/5 +52-3/4×30-1/8×63-1/5	
	Packaging Dimension	mm	1420×840×1775 +1420×840×1775 +1420×840×1775	1420×840×1775 +1420×840×1775 +1420×840×1775	
		in.	55-7/8×33-1/8×69-7/8 +55-7/8×33-1/8×69-7/8 +55-7/8×33-1/8×69-7/8	55-7/8×33-1/8×69-7/8 +55-7/8×33-1/8×69-7/8 +55-7/8×33-1/8×69-7/8	
	Weight	Net Weight	kg	310+360+360	360+360+360
			lbs.	683+794+794	794+794+794
Gross Weight		kg	325+375+375	375+375+375	
		lbs.	716+827+827	827+827+827	
Maximum qty of connected indoor units		unit	56	59	
Protection Devices	High Pressure Protection	High pressure sensor, High pressure switch			
	Compressor /Fan	Over-current protection, Over-heat protection			
	Inverter	Over-current protection, Over-heat protection, High/Low voltage protection,			
Remark	<p>① . It refers to the operation power of compressor under ARI test conditions (Condensing temp. 130 °F ; Evaporating temp.45 °F ; Return gas temp.65 °F ; Liquid temp.115 °F) at 60Hz.</p> <p>② . Oil charge includes the total oil amount of outdoor units, residual oil amount of compressor and oil separate tank. When replacing the compressor or oil separate tank, only the corresponding required oil amount shall be charged.</p>				

Outdoor Units_Heat Recovery		Ton	6	8	10	
Model		-	GMV-Q72WM/B-U(U)	GMV-Q96WM/B-U(U)	GMV-Q120WM/B-U(U)	
Module combination		-	GMV-Q72WM/B-U(U)	GMV-Q96WM/B-U(U)	GMV-Q120WM/B-U(U)	
Performance	Nominal Cooling Capacity ①	Btu/h	72000	96000	120000	
		kW	21.1	28.1	35.2	
	Rated Cooling Capacity		Btu/h	67000	90000	111000
	Nominal Heating Capacity	Btu/h	81000	108000	135000	
		kW	23.7	31.7	39.6	
	Rated Heating Capacity		Btu/h	75000	100000	126000
	Cooling Power Input		kW	5.45	7.30	9.58
	Heating Power Input		kW	5.80	7.85	10.42
	Sound Pressure Level		dB(A)	61	62	63
Power Supply		-	460V 3~ 60Hz			
Compressor	Type		-	Inverter scroll type	Inverter scroll type	Inverter scroll type
	Number		N	1	1	2
	Motor Output ②		kW	7.15	7.15	7.15+3.88
	Starting Method		-	Inverter	Inverter	Inverter
	Operating Range		-	13%~100%	11%~100%	12%~100%
	Refrigeration Oil Brand		-	FVC68D or FV-68H	FVC68D or FV-68H	FVC68D or FV-68H
	Oil Charge ③	Compressor	L	1.1	1.1	1.1+0.5
		Oil separate tank	L	4.0	4.0	5.0
Total		L	5.1	5.1	6.6	
Fan	Type×Quantity		-	Propeller×2	Propeller×2	Propeller×2
	Motor output		W	750+750	750+750	750+750
	Starting method		-	Inverter	Inverter	Inverter
	Air flow rate	m ³ /h		14000	14000	14000
		cfm		8240	8240	8240
	Max. external static pressure	Pa		82	82	82
in.W.G			0.328	0.328	0.328	
Ambient temperature range	Cooling	°C	-5~52	-5~52	-5~52	
		°F	23~125.6	23~125.6	23~125.6	
	Heating	°C	-20~24	-20~24	-20~24	
		°F	-4~75.2	-4~75.2	-4~75.2	
Refrigerant	Refrigerant Type		-	R410A	R410A	R410A
	Refrigerant Charge Volume	kg	9.6	11.2	11.7	
		lbs.	21	25	25.79	
Control		-	EXV	EXV	EXV	
Pipe Connection	Low pressure Gas Pipe Size	mm	19.05	22.2	28.6	
		in.	3/4	7/8	1 1/8	
	high pressure gas pipe Size	mm	15.9	19.05	22.2	
		in.	5/8	3/4	7/8	
	Liquid Pipe Size	mm	9.52	9.52	12.7	
		in.	3/8	3/8	1/2	

GMV5 HR HEAT RECOVERY VRF Units Technical Sales Guide

Outdoor Units_Heat Recovery		Ton	6	8	10
Model		-	GMV-Q72WM/B-U(U)	GMV-Q96WM/B-U(U)	GMV-Q120WM/B-U(U)
Module combination		-	GMV-Q72WM/B-U(U)	GMV-Q96WM/B-U(U)	GMV-Q120WM/B-U(U)
Dimensions (width× depth× height)	External Dimension	mm	1340×765×1605	1340×765×1605	1340×765×1605
		in.	52-3/4×30-1/8×63-1/5	52-3/4×30-1/8×63-1/5	52-3/4×30-1/8×63-1/5
	Packaging Dimension	mm	1420×840×1775	1420×840×1775	1420×840×1775
		in.	55-7/8×33-1/8×69-7/8	55-7/8×33-1/8×69-7/8	55-7/8×33-1/8×69-7/8
Weight	Net Weight	kg	305	315	370
		lbs.	672	694	816
	Gross Weight	kg	320	330	385
		lbs.	705	728	849
Maximum qty of connected indoor units		unit	13	16	19
Protection Devices	High Pressure Protection	High pressure sensor, High pressure switch			
	Compressor /Fan	Over-current protection, Over-heat protection			
	Inverter	Over-current protection, Over-heat protection, High/ Low voltage protection,			
Remark	① . Rating conditions: Cooling: indoor 26.7°C (80 °F) D.B./19.4°C (67 °F)W.B.;outdoor:35°C (95 °F) D.B. Heating: indoor 21.1°C (70 °F) D.B.;outdoor:8.3°C (47 °F) D.B./6.1°C (43 °F) W.B. ② . It refers to the operation power of compressor under ARI test conditions (Condensing temp. 130 °F , Evaporating temp.45 °F , Return gas temp.65 °F . Liquid temp.115 °F) at 60Hz. ③ . Oil charge includes the total oil amount of outdoor units, residual oil amount of compressor and oil separate tank. When replacing the compressor or oil separate tank, only the corresponding required oil amount shall be charged.				

Outdoor Units_Heat Recovery		Ton	12	14	16
Model		-	GMV-Q144WM/B-U(U)	GMV-Q168WM/B-U(U)	GMV-Q192WM/B-U(U)
Module combination		-	GMV-Q72WM/B-U(U)+ GMV-Q72WM/B-U(U)	GMV-Q72WM/B-U(U)+ GMV-Q96WM/B-U(U)	GMV-Q96WM/B-U(U)+ GMV-Q96WM/B-U(U)
Performance	Nominal Cooling Capacity	Btu/h	144000	168000	192000
		kW	42.2	49.1	56.3
	Rated Cooling Capacity	Btu/h	134000	157000	180000
		Nominal Heating Capacity	Btu/h	162000	189000
	kW		47.5	55.4	63.3
	Rated Heating Capacity	Btu/h	150000	175000	200000
	Cooling Power Input	kW	5.45+5.45	5.45+7.3	7.3+7.3
	Heating Power Input	kW	5.80+5.80	5.80+7.85	7.85+7.85
Sound Pressure Level	dB(A)	-	-	-	
Power Supply	-	460V 3~ 60Hz			
Compressor	Type	-	Inverter scroll type	Inverter scroll type	Inverter scroll type
	Number	N	1+1	1+1	1+1
	Motor Output ①	kW	-	-	-
	Starting Method	-	Inverter	Inverter	Inverter
	Operating Range	-	-	-	-
	Refrigeration Oil Brand	-	FVC68D or FV-68H	FVC68D or FV-68H	FVC68D or FV-68H
Fan	Type × Quantity	-	Propeller×(2+2)	Propeller×(2+2)	Propeller×(2+2)
	Motor output	W	750×2+750×2	750×2+750×2	750×2+750×2
	Starting method	-	Inverter	Inverter	Inverter
	Air flow rate	m ³ /h	14000+14000	14000+14000	14000+14000
		cfm	8240+8240	8240+8240	8240+8240
	Max. external static pressure	Pa	82	82	82
in.W.G		0.328	0.328	0.328	
Ambient temperature range	Cooling	°C	-5~52	-5~52	-5~52
		°F	23~125.6	23~125.6	23~125.6
	Heating	°C	-20~24	-20~24	-20~24
		°F	-4~75.2	-4~75.2	-4~75.2
Refrigerant	Refrigerant Type	-	R410A	R410A	R410A
	Refrigerant Charge Volume	kg	9.6+9.6	9.6+11.2	11.2+11.2
		lbs.	21+21	21+25	25+25
	Control	-	EXV	EXV	EXV

Outdoor Units_Heat Recovery		Ton	12	14	16
Model		-	GMV-Q144WM/B-U(U)	GMV-Q168WM/B-U(U)	GMV-Q192WM/B-U(U)
Module combination		-	GMV-Q72WM/B-U(U)+ GMV-Q72WM/B-U(U)	GMV-Q72WM/B-U(U)+ GMV-Q96WM/B-U(U)	GMV-Q96WM/B-U(U)+ GMV-Q96WM/B-U(U)
Pipe Connection	Low pressure Gas Pipe Size	mm	28.6	28.6	28.6
		in.	1 1/8	1 1/8	1 1/8
	High pressure gas pipe	mm	Φ22.2	Φ22.2	28.6
		in.	7/8	7/8	1 1/8
	Liquid Pipe Size	mm	12.7	15.9	15.9
		in.	1/2	5/8	5/8
Dimensions (width× depth× height)	External Dimension	mm	1340×765×1605 +1340×765×1605	1340×765×1605 +1340×765×1605	1340×765×1605 +1340×765×1605
		in.	52-3/4×30-1/8×63-1/5 +52-3/4×30-1/8×63-1/5	52-3/4×30-1/8×63-1/5 +52-3/4×30-1/8×63-1/5	52-3/4×30-1/8×63-1/5 +52-3/4×30-1/8×63-1/5
	Packaging Dimension	mm	1420×840×1775 +1420×840×1775	1420×840×1775 +1420×840×1775	1420×840×1775 +1420×840×1775
		in.	55-7/8×33-1/8×69-7/8 +55-7/8×33-1/8×69-7/8	55-7/8×33-1/8×69-7/8 +55-7/8×33-1/8×69-7/8	55-7/8×33-1/8×69-7/8 +55-7/8×33-1/8×69-7/8
Weight	Net Weight	kg	305+305	305+315	315+315
		lbs.	672+672	672+694	694+694
	Gross Weight	kg	320+320	320+330	320+330
		lbs.	705+705	705+728	728+728
Maximum qty of connected indoor units		unit	23	29	33
Protection Devices	High Pressure Protection	High pressure sensor, High pressure switch			
	Compressor /Fan	Over-current protection, Over-heat protection			
	Inverter	Over-current protection, Over-heat protection, High/Low voltage protection,			
Remark	① . It refers to the operation power of compressor under ARI test conditions (Condensing temp. 130 °F ; Evaporating temp.45 °F ; Return gas temp.65 °F ; Liquid temp.115 °F) at 60Hz. ② . Oil charge includes the total oil amount of outdoor units, residual oil amount of compressor and oil separate tank. When replacing the compressor or oil separate tank, only the corresponding required oil amount shall be charged.				

Outdoor Units_Heat Recovery		Ton	18	20	22
Model		-	GMV-Q216WM/B-U(U)	GMV-Q240WM/B-U(U)	GMV-Q264WM/B-U(U)
Module combination		-	GMV-Q96WM/B-U(U)+ GMV-Q120WM/B-U(U)	GMV-Q120WM/B-U(U)+ GMV-Q120WM/B-U(U)	GMV-Q72WM/B-U(U)+ GMV-Q96WM/B-U(U)+ GMV-Q96WM/B-U(U)
Performance	Nominal Cooling Capacity	Btu/h	216000	240000	264000
		kW	63.3	70.3	77.4
	Rated Cooling Capacity	Btu/h	201000	222000	247000
	Nominal Heating Capacity	Btu/h	243000	270000	297000
		kW	71.2	79.1	87.1
	Rated Heating Capacity	Btu/h	226000	252000	275000
	Cooling Power Input	kW	7.30+9.58	9.58+9.58	5.45+7.30+7.30
	Heating Power Input	kW	7.85+10.42	10.42+10.42	5.80+7.85+7.85
	Sound Pressure Level	dB(A)	-	-	-
Power Supply	-	460V 3~ 60Hz			
Compressor	Type	-	Inverter scroll type	Inverter scroll type	Inverter scroll type
	Number	N	1+2	2+2	1+1+1
	Motor Output ①	kW	-	-	-
	Starting Method	-	Inverter	Inverter	Inverter
	Operating Range	-	-	-	-
	Refrigeration Oil Brand	-	FVC68D or FV-68H	FVC68D or FV-68H	FVC68D or FV-68H
Fan	Type×Quantity	-	Propeller×(2+2)	Propeller×(2+2)	Propeller×(2+2+2)
	Motor output	W	750×2+750×2	750×2+750×2	750×2+750×2+750×2
	Starting method	-	Inverter	Inverter	Inverter
	Air flow rate	m ³ /h	14000+14000	14000+14000	14000+14000+14000
		cfm	8240+8240	8240+8240	8240+8240+8240
	Max. external static pressure	Pa	82	82	82
in.W.G		0.328	0.328	0.328	
Ambient temperature range	Cooling	°C	-5~52	-5~52	-5~52
		°F	23~125.6	23~125.6	23~125.6
	Heating	°C	-20~24	-20~24	-20~24
		°F	-4~75.2	-4~75.2	-4~75.2
Refrigerant	Refrigerant Type	-	R410A	R410A	R410A
	Refrigerant Charge Volume	kg	11.2+11.7	11.7+11.7	9.6+11.2+11.2
		lbs.	25+25.79	25.79+25.79	21+25+25
	Control	-	EXV	EXV	EXV

Outdoor Units_Heat Recovery		Ton	18	20	22
Model		-	GMV-Q216WM/B-U(U)	GMV-Q240WM/B-U(U)	GMV-Q264WM/B-U(U)
Module combination		-	GMV-Q96WM/B-U(U)+ GMV-Q120WM/B-U(U)	GMV-Q120WM/B-U(U)+ GMV-Q120WM/B-U(U)	GMV-Q72WM/B-U(U)+ GMV-Q96WM/B-U(U)+ GMV-Q96WM/B-U(U)
Pipe Connection	Low pressure Gas Pipe Size	mm	28.6	34.9	34.9
		in.	1 1/8	1 3/8	1 3/8
	high pressure gas pipe	mm	28.6	28.6	28.6
		in.	1 1/8	1 1/8	1 1/8
	Liquid Pipe Size	mm	15.9	15.9	19.05
		in.	5/8	5/8	3/4
Dimensions (width× depth× height)	External Dimension	mm	1340×765×1605 +1340×765×1605	1340×765×1605 +1340×765×1605	1340×765×1605 +1340×765×1605 +1340×765×1605
		in.	52-3/4×30-1/8×63-1/5 +52-3/4×30-1/8×63-1/5	52-3/4×30-1/8×63-1/5 +52-3/4×30-1/8×63-1/5	52-3/4×30-1/8×63-1/5 +52-3/4×30-1/8×63-1/5 +52-3/4×30-1/8×63-1/5
	Packaging Dimension	mm	1420×840×1775 +1420×840×1775	1420×840×1775 +1420×840×1775	1420×840×1775 +1420×840×1775 +1420×840×1775
		in.	55-7/8×33-1/8×69-7/8 +55-7/8×33-1/8×69-7/8	55-7/8×33-1/8×69-7/8 +55-7/8×33-1/8×69-7/8	55-7/8×33-1/8×69-7/8 +55-7/8×33-1/8×69-7/8 +55-7/8×33-1/8×69-7/8
Weight	Net Weight	kg	315+370	370+370	305+315+315
		lbs.	694+816	816+816	672+694+694
	Gross Weight	kg	330+385	385+385	320+330+330
		lbs.	728+849	849+849	705+728+728
Maximum qty of connected indoor units		unit	36	39	46
Protection Devices	High Pressure Protection	High pressure sensor, High pressure switch			
	Compressor /Fan	Over-current protection, Over-heat protection			
	Inverter	Over-current protection, Over-heat protection, High/Low voltage protection,			
Remark	① . It refers to the operation power of compressor under ARI test conditions (Condensing temp. 130 °F ; Evaporating temp.45 °F ; Return gas temp.65 °F ; Liquid temp.115 °F) at 60Hz. ② . Oil charge includes the total oil amount of outdoor units, residual oil amount of compressor and oil separate tank. When replacing the compressor or oil separate tank, only the corresponding required oil amount shall be charged.				

Outdoor Units_Heat Recovery		Ton	24	26
Model		-	GMV-Q288WM/B-U(U)	GMV-Q312WM/B-U(U)
Module combination		-	GMV-Q96WM/B-U(U)+ GMV-Q96WM/B-U(U)+ GMV-Q96WM/B-U(U)	GMV-Q96WM/B-U(U)+ GMV-Q96WM/B-U(U)+ GMV-Q120WM/B-U(U)
Performance	Nominal Cooling Capacity	Btu/h	288000	312000
		kW	84.4	91.4
	Rated Cooling Capacity	Btu/h	270000	291000
		Btu/h	324000	351000
	Nominal Heating Capacity	Btu/h	300000	326000
		kW	95.0	102.9
	Rated Heating Capacity	Btu/h	300000	326000
	Cooling Power Input	kW	7.3+7.3+7.3	7.3+7.3+9.58
Heating Power Input	kW	7.85+7.85+7.85	7.85+7.85+10.42	
Sound Pressure Level	dB(A)	-	-	
Power Supply	-	460V 3~ 60Hz		
Compressor	Type	-	Inverter scroll type	Inverter scroll type
	Number	N	1+1+1	1+1+2
	Motor Output ①	kW	-	-
	Starting Method	-	Inverter	Inverter
	Operating Range	-	-	-
	Refrigeration Oil Brand	-	FVC68D or FV-68H	FVC68D or FV-68H
Fan	Type× Quantity	-	Propeller×(2+2+2)	Propeller×(2+2+2)
	Motor output	W	750×2+750×2+750×2	750×2+750×2+750×2
	Starting method	-	Inverter	Inverter
	Air flow rate	m ³ /h	14000+14000+14000	14000+14000+14000
		cfm	8240+8240+8240	8240+8240+8240
	Max. external static pressure	Pa	82	82
in.W.G		0.328	0.328	
Ambient temperature range	Cooling	°C	-5~52	-5~52
		°F	23~125.6	23~125.6
	Heating	°C	-20~24	-20~24
		°F	-4~75.2	-4~75.2
Refrigerant	Refrigerant Type	-	R410A	R410A
	Refrigerant Charge Volume	kg	11.2+11.2+11.2	11.2+11.2+11.7
		lbs.	25+25+25	25+25+25.79
	Control	-	EXV	EXV
Pipe Connection	Low pressure Gas Pipe Size	mm	34.9	34.9
		in.	1 3/8	1 3/8
	high pressure gas pipe	mm	28.6	28.6
		in.	1 1/8	1 1/8
	Liquid Pipe Size	mm	19.05	19.05
		in.	3/4	3/4

GMV5 HR HEAT RECOVERY VRF Units Technical Sales Guide

Outdoor Units_Heat Recovery		Ton	24	26
Model		-	GMV-Q288WM/B-U(U)	GMV-Q312WM/B-U(U)
Module combination		-	GMV-Q96WM/B-U(U)+ GMV-Q96WM/B-U(U)+ GMV-Q96WM/B-U(U)	GMV-Q96WM/B-U(U)+ GMV-Q96WM/B-U(U)+ GMV-Q120WM/B-U(U)
Dimensions (width× depth× height)	External Dimension	mm	1340×765×1605 +1340×765×1605 +1340×765×1605	1340×765×1605 +1340×765×1605 +1340×765×1605
		in.	52-3/4×30-1/8×63-1/5 +52-3/4×30-1/8×63-1/5 +52-3/4×30-1/8×63-1/5	52-3/4×30-1/8×63-1/5 +52-3/4×30-1/8×63-1/5 +52-3/4×30-1/8×63-1/5
	Packaging Dimension	mm	1420×840×1775 +1420×840×1775 +1420×840×1775	1420×840×1775 +1420×840×1775 +1420×840×1775
		in.	55-7/8×33-1/8×69-7/8 +55-7/8×33-1/8×69-7/8 +55-7/8×33-1/8×69-7/8	55-7/8×33-1/8×69-7/8 +55-7/8×33-1/8×69-7/8 +55-7/8×33-1/8×69-7/8
Weight	Net Weight	kg	315+315+315	315+315+370
		lbs.	694+694+694	684+684+816
	Gross Weight	kg	330+330+330	330+330+385
		lbs.	728+728+728	728+728+849
Maximum qty of connected indoor units		unit	50	53
Protection Devices	High Pressure Protection	High pressure sensor, High pressure switch		
	Compressor /Fan	Over-current protection, Over-heat protection		
	Inverter	Over-current protection, Over-heat protection, High/Low voltage protection,		
Remark	① . It refers to the operation power of compressor under ARI test conditions (Condensing temp. 130 °F ; Evaporating temp.45 °F ; Return gas temp.65 °F ; Liquid temp.115 °F) at 60Hz. ② . Oil charge includes the total oil amount of outdoor units, residual oil amount of compressor and oil separate tank. When replacing the compressor or oil separate tank, only the corresponding required oil amount shall be charged.			

Outdoor Units_Heat Recovery		Ton	28	30
Model		-	GMV-Q336WM/B-U(U)	GMV-Q360WM/B-U(U)
Module combination		-	GMV-Q96WM/B-U(U)+ GMV-Q120WM/B-U(U)+ GMV-Q120WM/B-U(U)	GMV-Q120WM/B-U(U)+ GMV-Q120WM/B-U(U)+ GMV-Q120WM/B-U(U)
Performance	Nominal Cooling Capacity	Btu/h	336000	360000
		kW	98.5	105.5
	Rated Cooling Capacity	Btu/h	312000	333000
	Nominal Heating Capacity	Btu/h	378000	405000
		kW	110.8	118.7
	Rated Heating Capacity	Btu/h	352000	378000
	Cooling Power Input	kW	7.30+9.58+9.58	9.58+9.58+9.58
	Heating Power Input	kW	7.85+10.42+10.42	10.42+10.42+10.42
	Sound Pressure Level	dB(A)	-	-
Power Supply	-	460V 3~ 60Hz		
Compressor	Type	-	Inverter scroll type	Inverter scroll type
	Number	N	1+2+2	2+2+2
	Motor Output ①	kW	-	-
	Starting Method	-	Inverter	Inverter
	Operating Range	-	-	-
	Refrigeration Oil Brand	-	FVC68D or FV-68H	FVC68D or FV-68H
Fan	Type×Quantity	-	Propeller×(2+2+2)	Propeller×(2+2+2)
	Motor output	W	750×2+750×2+750×2	750×2+750×2+750×2
	Starting method	-	Inverter	Inverter
	Air flow rate	m ³ /h	14000+14000+14000	14000+14000+14000
		cfm	8240+8240+8240	8240+8240+8240
	Max. external static pressure	Pa	82	82
in.W.G		0.328	0.328	
Ambient temperature range	Cooling	°C	-5~52	-5~52
		°F	23~125.6	23~125.6
	Heating	°C	-20~24	-20~24
		°F	-4~75.2	-4~75.2
Refrigerant	Refrigerant Type	-	R410A	R410A
	Refrigerant Charge Volume	kg	11.2+11.7+11.7	11.7+11.7+11.7
		lbs.	25+25.79+25.79	25.79+25.79+25.79
	Control	-	EXV	EXV

Outdoor Units_Heat Recovery		Ton	28	30
Model		-	GMV-Q336WM/B-U(U)	GMV-Q360WM/B-U(U)
Module combination		-	GMV-Q96WM/B-U(U)+ GMV-Q120WM/B-U(U)+ GMV-Q120WM/B-U(U)	GMV-Q120WM/B-U(U)+ GMV-Q120WM/B-U(U)+ GMV-Q120WM/B-U(U)
Pipe Connection	Low pressure Gas Pipe Size	mm	34.9	41.3
		in.	1 3/8	1 5/8
	high pressure gas pipe	mm	28.6	34.9
		in.	1 1/8	1 3/8
	Liquid Pipe Size	mm	19.05	19.05
		in.	3/4	3/4
Dimensions (width× depth× height)	External Dimension	mm	1340×765×1605 +1340×765×1605 +1340×765×1605	1340×765×1605 +1340×765×1605 +1340×765×1605
		in.	52-3/4×30-1/8×63-1/5 +52-3/4×30-1/8×63-1/5 +52-3/4×30-1/8×63-1/5	52-3/4×30-1/8×63-1/5 +52-3/4×30-1/8×63-1/5 +52-3/4×30-1/8×63-1/5
	Packaging Dimension	mm	1420×840×1775 +1420×840×1775 +1420×840×1775	1420×840×1775 +1420×840×1775 +1420×840×1775
		in.	55-7/8×33-1/8×69-7/8 +55-7/8×33-1/8×69-7/8 +55-7/8×33-1/8×69-7/8	55-7/8×33-1/8×69-7/8 +55-7/8×33-1/8×69-7/8 +55-7/8×33-1/8×69-7/8
Weight	Net Weight	kg	315+370+370	370+370+370
		lbs.	684+816+816	816+816+816
	Gross Weight	kg	330+385+385	385+385+385
		lbs.	728+849+849	849+849+849
Maximum qty of connected indoor units		unit	56	59
Protection Devices	High Pressure Protection	High pressure sensor, High pressure switch		
	Compressor /Fan	Over-current protection, Over-heat protection		
	Inverter	Over-current protection, Over-heat protection, High/Low voltage protection,		
Remark	① . It refers to the operation power of compressor under ARI test conditions (Condensing temp. 130 °F ; Evaporating temp.45 °F ; Return gas temp.65 °F ; Liquid temp.115 °F) at 60Hz. ② . Oil charge includes the total oil amount of outdoor units, residual oil amount of compressor and oil separate tank. When replacing the compressor or oil separate tank, only the corresponding required oil amount shall be charged.			

➔ 3.2 C&H Mode Exchanger

The C&H Mode Exchanger is used for connecting outdoor unit and indoor unit, and providing high pressure, low pressure and medium pressure refrigerant provided by outdoor unit for cooling or heating mode and complete the refrigerant system circulation for the purpose of adjusting indoor temperature.

(1) The C&H Mode Exchanger provides multiple branch combination forms, which can connect different kinds of lower branches. Each branch of the convertor of the C&H Mode Exchanger can connect 8 indoor units at the most and the total capacity should be no more than 14kw.

(2) The C&H Mode Exchanger provides multiple branches used for connection lower indoor units. It's convenient for installation, leakage detection and maintenance.

(3) The C&H Mode Exchanger is supplied power independently, which connects indoor unit and outdoor unit with communication wire. It's convenient and flexible for installation and construction.

One-to-one Mode Exchanger NCHS1B(U)



One-to-two Mode Exchanger NCHS2B(U)



One-to-four Mode Exchanger NCHS4B(U)



One-to-eight Mode Exchanger NCHS8B(U)





















GMV5 HR HEAT RECOVERY VRF Units Technical Sales Guide

Model		NCHS1B(U)	NCHS2B(U)	NCHS4B(U)	NCHS8B(U)	
Max. IDU Branches	/	1	2	4	8	
No. of connectable IDU of each branch	/	8	8	8	8	
Total Connectable IDU	/	8	16	32	64	
Max. Capacity of each branch	kW	14.2	14.2	14.2	14.2	
	KBtu/h	48.5	48.5	48.5	48.5	
Max. Capacity of connectable IDU	kW	14.2	28	45	68	
	Btu/h	48.5	96.0	154	232	
Power supply	V/Ph/Hz	208/230V 1Ph 60Hz				
Power consumption	W	8	20	32	80	
Outdoor Unit Piping Connection	Liquid	mm	9.52	9.52	12.7	15.9
		In.	3/8	3/8	1/2	5/8
	Gas(Low pressure)	mm	22.2	22.2	28.6	28.6
		In.	7/8	7/8	1 1/8	1 1/8
	Gas(High pressure)	mm	15.9	19.05	22.2	22.2
		In.	5/8	3/4	7/8	7/8
Indoor Unit Piping Connection	Liquid	mm	9.52	9.52	9.52	9.52
		In.	3/8	3/8	3/8	3/8
	Gas	mm	15.9	15.9	15.9	15.9
		In.	5/8	5/8	5/8	5/8

➔ 3.3 COMBINATION MODE

Model (Single)	GMV-Q72WM/B-F(U)	GMV-Q96WM/B-F(U)	GMV- Q120WM/B-F(U)
GMV-Q72WM/B-F(U)			
GMV-Q96WM/B-F(U)			
GMV- Q120WM/B-F(U)			
GMV-Q144WM/B-F(U)			
GMV-Q168WM/B-F(U)			
GMV- Q192WM/B-F(U)			
GMV-Q216WM/B-F(U)			
GMV-Q240WM/B-F(U)			
GMV-Q264WM/B-F(U)			
GMV-Q288WM/B-F(U)			
GMV-Q312WM/B-F(U)			
GMV-Q336WM/B-F(U)			
GMV-Q360WM/B-F(U)			

GMV5 HR HEAT RECOVERY VRF Units Technical Sales Guide

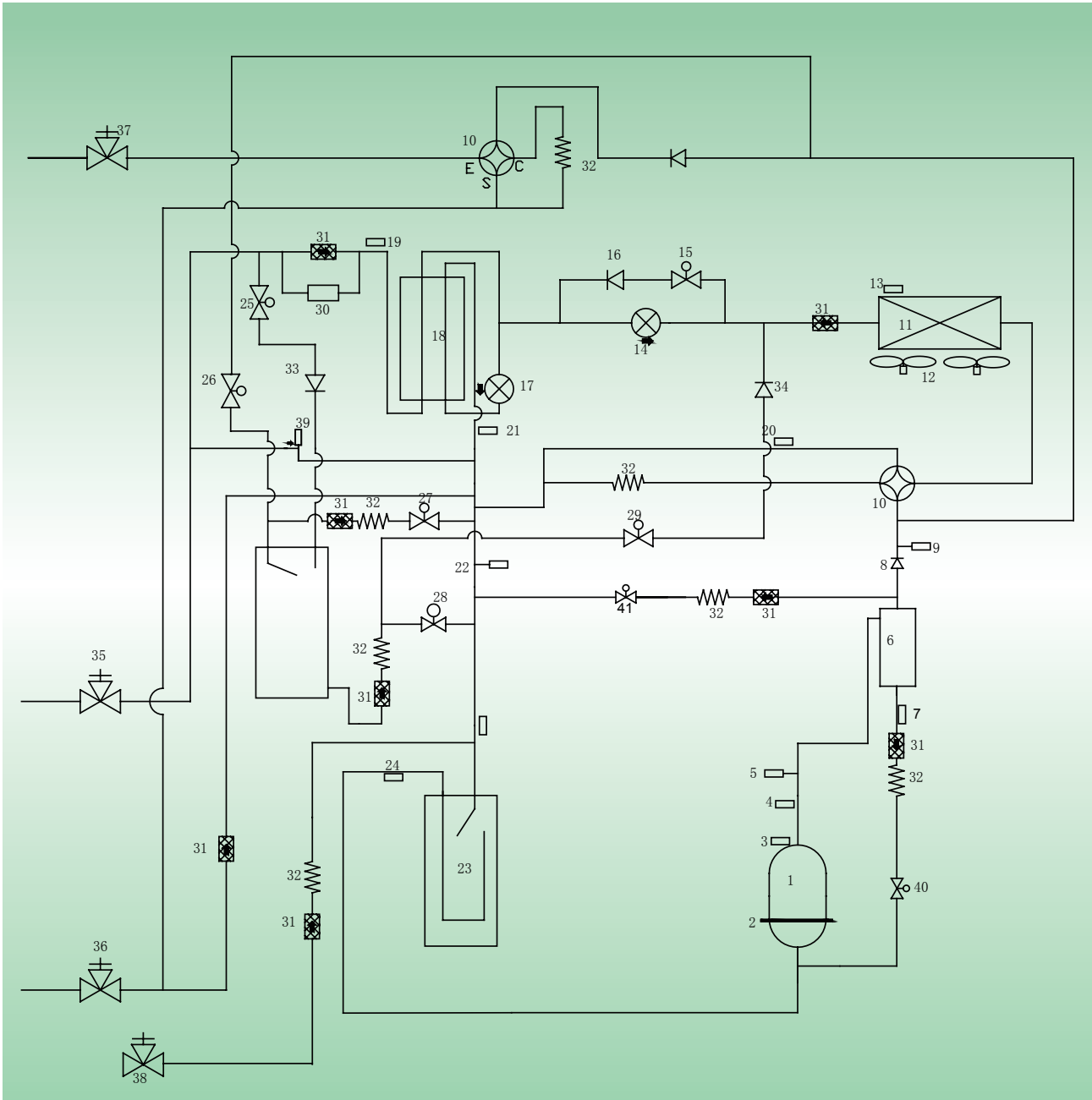
Model (Single)	GMV-Q72WM/B-U(U)	GMV-Q96WM/B-U(U)	GMV-Q120WM/B-U(U)
GMV-Q72WM/B-U(U)			
GMV-Q96WM/B-U(U)			
GMV-Q120WM/B-U(U)			
GMV-Q144WM/B-U(U)			
GMV-Q168WM/B-U(U)			
GMV-Q192WM/B-U(U)			
GMV-Q216WM/B-U(U)			
GMV-Q240WM/B-U(U)			
GMV-Q264WM/B-U(U)			
GMV-Q288WM/B-U(U)			
GMV-Q312WM/B-U(U)			
GMV-Q336WM/B-U(U)			
GMV-Q360WM/B-U(U)			

4 ELECTRICAL SPECIFICATIONS

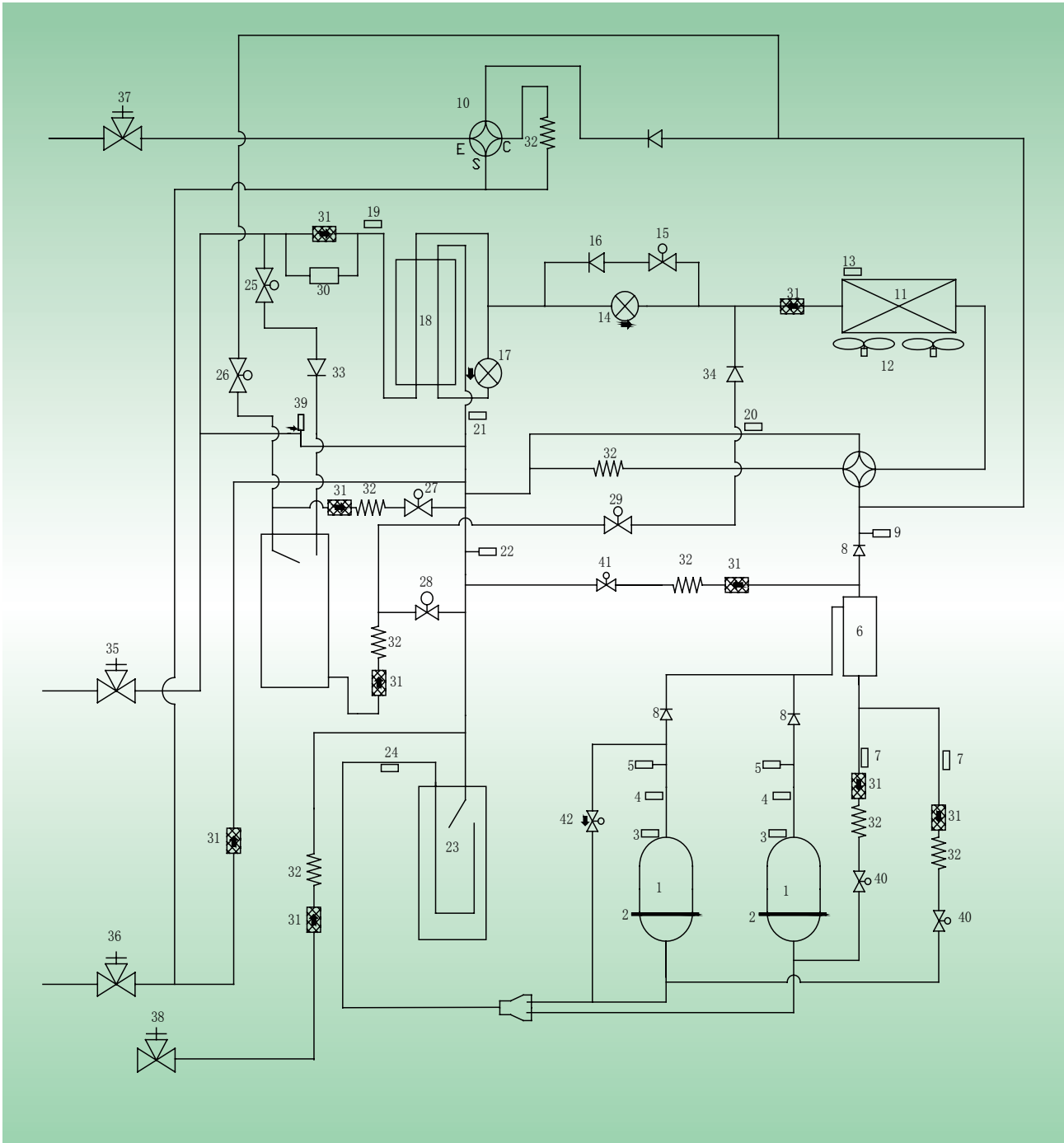
Outdoor units	Power Supply	Fuse Capacity	Minimum Circuit Ampacity	Maximum Overcurrent Protection
	V/Ph/Hz	A	A	A
GMV-Q72WM/B-F(U)	208V/230V 3~ 60Hz	35	32	35
GMV-Q96WM/B-F(U)	208V/230V 3~ 60Hz	45	37	45
GMV-Q120WM/B-F(U)	208V/230V 3~ 60Hz	60	50	60
GMV-Q144WM/B1-F(U)	208V/230V 3~ 60Hz	70	55	70
GMV-Q168WM/B1-F(U)	208V/230V 3~ 60Hz	70	57	70
GMV-Q144WM/B-F(U)	208V/230V 3~ 60Hz	35+35	32+32	35+35
GMV-Q168WM/B-F(U)	208V/230V 3~ 60Hz	35+45	32+37	35+45
GMV-Q192WM/B-F(U)	208V/230V 3~ 60Hz	45+45	37+37	45+45
GMV-Q216WM/B-F(U)	208V/230V 3~ 60Hz	45+60	37+50	45+60
GMV-Q240WM/B-F(U)	208V/230V 3~ 60Hz	60+60	50+50	60+60
GMV-Q264WM/B-F(U)	208V/230V 3~ 60Hz	35+45+45	32+37+37	35+45+45
GMV-Q288WM/B-F(U)	208V/230V 3~ 60Hz	45+45+45	37+37+37	45+45+45
GMV-Q312WM/B-F(U)	208V/230V 3~ 60Hz	45+45+60	37+37+50	45+45+60
GMV-Q336WM/B-F(U)	208V/230V 3~ 60Hz	45+60+60	37+50+50	45+60+60
GMV-Q360WM/B-F(U)	208V/230V 3~ 60Hz	60+60+60	50+50+50	60+60+60
GMV-Q72WM/B-U(U)	460V 3~ 60Hz	20	15	20
GMV-Q96WM/B-U(U)	460V 3~ 60Hz	25	18	25
GMV-Q120WM/B-U(U)	460V 3~ 60Hz	30	25	30
GMV-Q144WM/B-U(U)	460V 3~ 60Hz	20+20	15+15	20+20
GMV-Q168WM/B-U(U)	460V 3~ 60Hz	20+25	15+18	20+25
GMV-Q192WM/B-U(U)	460V 3~ 60Hz	25+25	18+18	25+25
GMV-Q216WM/B-U(U)	460V 3~ 60Hz	25+30	18+25	25+30
GMV-Q240WM/B-U(U)	460V 3~ 60Hz	30+30	25+25	30+30
GMV-Q264WM/B-U(U)	460V 3~ 60Hz	20+25+25	15+18+18	20+25+25
GMV-Q288WM/B-U(U)	460V 3~ 60Hz	25+25+25	18+18+18	25+25+25
GMV-Q312WM/B-U(U)	460V 3~ 60Hz	25+25+30	18+18+25	25+25+30
GMV-Q336WM/B-U(U)	460V 3~ 60Hz	25+30+30	18+25+25	25+30+30
GMV-Q360WM/B-U(U)	460V 3~ 60Hz	30+30+30	25+25+25	30+30+30

5 INTERNAL PIPING DESIGN OF THE UNITS

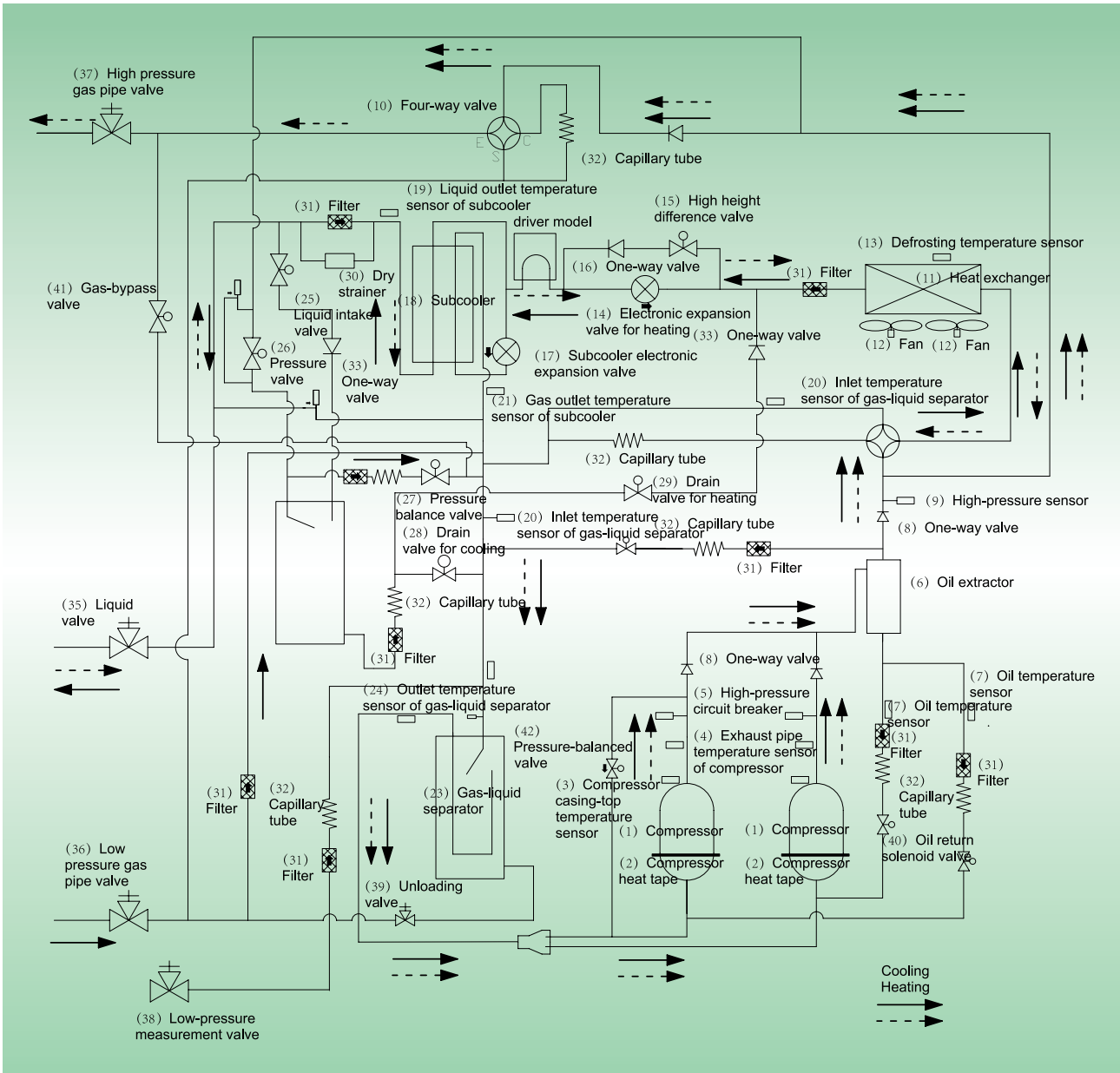
➔ 5.1 Piping diagrams of GMV-Q72WM/B-F(U) and GMV-Q96WM/B-F(U), GMV-Q72WM/B-U(U) and GMV-Q96WM/B-U(U)



➔ 5.2 Piping diagrams of GMV-Q120WM/B-F(U), GMV-Q144WM/B1-F(U) and GMV-Q120WM/B-U(U)



5.3 Piping diagrams of GMV-Q168WM/B1-F(U)



NOTE: The pressure balance valve is configured for the two compressors modules only.

5.3 Names and Main Functions of Components

No.	Name	Main Function
1	Compressor	Adjusts its own rotational speed based on the actual requirement of the system to implement capacity control.
2	Compressor heat tape	Maintains a proper oil temperature in the compressor when the compressor is in standby status, ensuring the reliability during compressor startup.
3	Compressor casing-top temperature sensor	Detects a compressor's exhaust gas temperature for compressor control and protection.
4	Exhaust pipe temperature sensor of compressor	Detects a compressor's exhaust gas temperature for compressor control and protection.
5	High-pressure circuit breaker	Protects a compressor by sending feedback signal to stop the system when the compressor's discharge temperature exceeds the operating value of high-pressure circuit breaker.
6	Oil extractor	Separates the gas and oil in the system to ensure compressor reliability.
7	Oil temperature sensor	Detect the oil return temperature of compressor
8	One-way valve	Prevents high-pressure gas from entering the compressor and fast balances the suction pressure and discharge pressure in a compressor.
9	High-pressure sensor	Detects the high pressure value in the system in real time mode for compressor protection and other control functions.
10	Four-way valve	Used for the switching between the cooling and heating functions of system IDU.
11	Heat exchanger	Used for outdoor heat exchange.
12	Fan	Strengthens heat exchanging.
13	Defrosting temperature sensor	Used for defrosting detection.
14	Electronic expansion valve for heating	Controls refrigerant adjustment in heating mode.
15	High height difference valve	It's the pressure-drop device when the height difference between indoor unit and outdoor unit is big.
16	One-way valve	Controls refrigerant flow direction.
17	Subcooler electronic expansion valve	Controls the degree of subcooling of tube refrigerant when the system is running in cooling mode, and reduces the capacity loss on pipes.
18	Subcooler	Controls the degree of subcooling of tube.
19	Liquid outlet temperature sensor of subcooler	Detects tube temperature.
20	Inlet temperature sensor of gas-liquid separator	Detects the inlet temperature of gas-liquid separator to prevent the system from running when the refrigerant flows back to the compressor.
21	Gas outlet temperature sensor of subcooler	Detects gas temperature of subcooler.
22	Low-pressure sensor	Detects system low pressure to avoid extra-low operating pressure.
23	Gas-liquid separator	Separate gas and liquid to prevent the system from running when the refrigerant flows back to the compressor.
24	Outlet temperature sensor of gas-liquid separator	Detects internal status of gas-liquid separator to further control the compressor suction performance.
25	Liquid intake valve	Liquid intake control valve for refrigerant adjustment tank
26	Pressure valve	Pressure control valve for refrigerant adjustment tank
27	Pressure balance valve	Press control valve inside the refrigerant adjustment tank

No.	Name	Main Function
28	Drain valve for cooling	Drainage control valve for cooling of refrigerant adjustment tank
29	Drain valve for heating	Drainage control valve for heating of refrigerant adjustment tank
30	Dry strainer	Avoid impurities getting into the electric parts. Meanwhile, absorb the water inside the liquid status to prevent ice blockage.
31	Filter	Prevents impurities from entering components and parts.
32	Capillary tube	Supports flow regulating and pressure reduction.
33	One-way valve	Prevent refrigerant backflow into liquid pipe when the pressure inside the refrigerant adjustment tanks is too high.
34	One-way valve	Prevent the refrigerant inside the liquid valve flow into the refrigerant adjustment tank from heating drain valve.
35	Liquid valve	Stop valve, closed when the unit is delivered from the factory and will be opened after installation.
36	Low pressure gas pipe valve	Stop valve, closed when the unit is delivered from the factory and will be opened after installation.
37	High pressure gas pipe valve	Stop valve, closed when the unit is delivered from the factory and will be opened after installation.
38	Low-pressure measurement valve	Detects the low pressure value or charges refrigerant during system running.
39	Unloading valve	Opening if the pressure inside the liquid pipe is too high
40	Oil return solenoid valve	Oil return control for the compressor
41	Gas-bypass valve	Make sure pressure of the system is balanced
42	Pressure-balanced valve	Ensures success startup of compressor.

6 UNIT CAPACITY CORRECTION

6.1 Correction of Capacity Along with Ambient Temperature and Configuration Ratio

➤ GMV-Q***WM/B-F(U) Cooling Capacity Correction Table for GMV5 HR VRF Unit
 GMV-Q72WM/B-F(U)

TC—Total capacity of outdoor unit; PI—Power input of outdoor unit

Combination	Outdoor air temp (°F DB)	Indoor air temp													
		57.2 °F WB		60.8 °F WB		64.4 °F WB		66.2 °F WB		68 °F WB		71.6 °F WB		75.2 °F WB	
		68 °F DB		73.4 °F DB		78.8 °F DB		80.6 °F DB		82.4 °F DB		86 °F DB		89.6 °F DB	
		TC	PI	TC	PI	TC	PI	TC	PI	TC	PI	TC	PI	TC	PI
		kBtu/h	kW	kBtu/h	kW	kBtu/h	kW	kBtu/h	kW	kBtu/h	kW	kBtu/h	kW	kBtu/h	kW
130%	50	63.3	2.51	75.3	3.07	87.4	3.65	90.8	3.73	91.8	3.66	94.1	3.51	96.4	3.34
	53.6	63.3	2.56	75.3	3.13	87.4	3.73	89.5	3.71	90.8	3.64	92.8	3.48	95.1	3.43
	57.2	63.3	2.61	75.3	3.19	87.2	3.77	88.5	3.70	89.5	3.62	91.8	3.59	94.1	3.62
	60.8	63.3	2.65	75.3	3.26	86.1	3.76	87.2	3.73	88.2	3.74	90.5	3.78	92.8	3.81
	64.4	63.3	2.70	75.3	3.32	84.9	3.90	85.9	3.92	87.2	3.94	89.5	3.98	91.8	4.01
	68	63.3	2.76	75.3	3.54	83.6	4.09	84.9	4.11	85.9	4.13	88.2	4.17	90.5	4.21
	69.8	63.3	2.84	75.3	3.66	83.1	4.18	84.3	4.20	85.4	4.23	87.7	4.27	90.0	4.31
	73.4	63.3	3.04	75.3	3.92	82.0	4.37	83.1	4.40	84.1	4.42	86.4	4.46	88.7	4.51
	77	63.3	3.25	75.3	4.20	80.7	4.56	82.0	4.59	83.1	4.62	85.4	4.66	87.7	4.70
	80.6	63.3	3.47	75.3	4.50	79.7	4.02	80.7	4.78	81.8	4.81	84.1	4.86	86.4	4.91
	84.2	63.3	3.70	75.3	4.81	78.4	4.95	79.5	4.98	80.7	5.01	83.1	5.06	85.4	5.11
	87.8	63.3	3.95	75.1	5.09	77.1	5.15	78.4	0.76	79.5	5.20	81.8	5.26	84.1	5.31
	91.4	63.3	4.21	73.8	5.28	76.1	5.33	77.1	5.37	78.4	5.39	80.7	5.45	82.8	5.52
	95	63.3	4.49	72.5	5.47	74.8	5.53	76.1	5.56	77.1	5.59	79.5	5.66	81.8	5.72
98.6	63.3	4.78	71.5	5.67	73.8	5.73	74.8	5.76	76.1	5.80	78.2	5.87	80.5	5.93	
102.2	63.3	5.09	70.2	5.86	72.5	5.92	73.8	5.96	74.8	6.00	77.1	6.06	79.5	6.14	

Combination	Outdoor air temp (°F DB)	Indoor air temp													
		57.2 °F WB		60.8 °F WB		64.4 °F WB		66.2 °F WB		68 °F WB		71.6 °F WB		75.2 °F WB	
		68 °F DB		73.4 °F DB		78.8 °F DB		80.6 °F DB		82.4 °F DB		86 °F DB		89.6 °F DB	
		TC	PI	TC	PI	TC	PI	TC	PI	TC	PI	TC	PI	TC	PI
		kBtu/h	kW	kBtu/h	kW	kBtu/h	kW	kBtu/h	kW	kBtu/h	kW	kBtu/h	kW	kBtu/h	kW
120%	50	58.4	2.29	69.4	2.80	80.7	3.33	86.4	3.60	90.5	3.76	92.6	3.61	94.6	3.47
	53.6	58.4	2.34	69.4	2.85	80.7	3.40	86.4	3.67	89.2	3.73	91.3	3.59	93.3	3.45
	57.2	58.4	2.38	69.4	2.91	80.7	3.46	86.4	3.74	87.9	3.71	90.3	3.57	92.3	3.59
	60.8	58.4	2.43	69.4	2.97	80.7	3.53	85.9	3.77	86.9	3.72	89.0	3.76	91.0	3.79
	64.4	58.4	2.47	69.4	3.03	80.7	3.65	84.6	3.90	85.6	3.91	87.7	3.95	90.0	3.98
	68	58.4	2.52	69.4	3.15	80.7	3.92	83.6	4.09	84.6	4.10	86.7	4.14	88.7	4.17
	69.8	58.4	2.54	69.4	3.26	80.7	4.06	82.8	4.18	83.8	4.20	86.1	4.23	88.2	4.28
	73.4	58.4	2.72	69.4	3.49	80.7	4.35	81.8	4.37	82.8	4.39	84.9	4.43	86.9	4.47
	77	58.4	2.90	69.4	3.73	79.5	4.54	80.5	4.56	81.5	4.58	83.8	4.62	85.9	4.67
	80.6	58.4	3.10	69.4	3.99	78.4	4.73	79.5	4.76	80.5	4.78	82.5	4.82	84.6	4.87
	84.2	58.4	3.31	69.4	4.26	77.1	4.92	78.2	4.95	79.2	4.97	81.3	5.02	83.6	5.06
	87.8	58.4	3.53	69.4	4.55	76.1	5.12	77.1	5.14	78.2	5.17	80.2	5.22	82.3	5.27
	91.4	58.4	3.76	69.4	4.86	74.8	5.31	75.9	5.34	76.9	5.36	78.9	5.42	81.0	5.47
	95	58.4	4.00	69.4	5.17	73.5	5.50	74.6	5.53	75.9	5.56	77.9	5.62	80.0	5.67
98.6	58.4	4.26	69.4	5.51	72.5	5.70	73.5	5.73	74.6	5.76	76.6	5.81	78.7	5.88	
102.2	58.4	4.53	69.2	5.82	71.2	5.89	72.3	5.92	73.3	5.95	75.6	6.02	77.7	6.08	

GMV5 HR HEAT RECOVERY VRF Units Technical Sales Guide

Combination	Outdoor air temp (°F DB)	Indoor air temp													
		57.2 °F WB		60.8 °F WB		64.4 °F WB		66.2 °F WB		68 °F WB		71.6 °F WB		75.2 °F WB	
		68 °F DB		73.4 °F DB		78.8 °F DB		80.6 °F DB		82.4 °F DB		86 °F DB		89.6 °F DB	
		TC	PI	TC	PI	TC	PI	TC	PI	TC	PI	TC	PI	TC	PI
		kBtu/h	kW	kBtu/h	kW	kBtu/h	kW	kBtu/h	kW	kBtu/h	kW	kBtu/h	kW	kBtu/h	kW
110%	50	53.5	2.08	63.8	2.54	74.1	3.01	79.2	3.26	84.3	3.51	90.8	3.72	92.8	3.59
	53.6	53.5	2.12	63.8	2.59	74.1	3.07	79.2	3.32	84.3	3.57	89.7	3.70	91.5	3.57
	57.2	53.5	2.16	63.8	2.63	74.1	3.13	79.2	3.38	84.3	3.64	88.5	3.70	90.5	3.56
	60.8	53.5	2.20	63.8	2.68	74.1	3.19	79.2	3.45	84.3	3.71	87.4	3.73	89.2	3.76
	64.4	53.5	2.24	63.8	2.73	74.1	3.26	79.2	3.54	84.3	3.89	86.1	3.92	88.2	3.95
	68	53.5	2.29	63.8	2.79	74.1	3.45	79.2	3.81	83.1	4.08	85.1	4.11	86.9	4.15
	69.8	53.5	2.31	63.8	2.87	74.1	3.57	79.2	3.95	82.5	4.17	84.3	4.20	86.4	4.24
	73.4	53.5	2.42	63.8	3.08	74.1	3.83	79.2	4.23	81.3	4.36	83.3	4.40	85.1	4.44
	77	53.5	2.57	63.8	3.29	74.1	4.09	79.2	4.53	80.2	4.55	82.0	4.59	84.1	4.63
	80.6	53.5	2.75	63.8	3.52	74.1	4.38	77.9	4.73	78.9	4.74	81.0	4.78	82.8	4.83
	84.2	53.5	2.93	63.8	3.76	74.1	4.68	76.9	4.92	77.9	4.94	79.7	4.98	81.8	5.03
	87.8	53.5	3.12	63.8	4.01	74.1	5.00	75.6	5.11	76.6	5.13	78.7	5.17	80.5	5.23
	91.4	53.5	3.32	63.8	4.27	73.5	5.27	74.6	5.30	75.6	5.32	77.4	5.37	79.5	5.42
	95	53.5	3.54	63.8	4.55	72.5	5.46	73.3	5.49	74.3	5.52	76.1	5.57	78.2	5.62
	98.6	53.5	3.76	63.8	4.84	71.2	5.66	72.3	5.68	73.0	5.71	75.1	5.77	76.9	5.82
102.2	53.5	4.00	63.8	5.16	69.9	5.85	71.0	5.88	72.0	5.91	73.8	5.97	75.9	6.03	

Combination	Outdoor air temp (°F DB)	Indoor air temp													
		57.2 °F WB		60.8 °F WB		64.4 °F WB		66.2 °F WB		68 °F WB		71.6 °F WB		75.2 °F WB	
		68 °F DB		73.4 °F DB		78.8 °F DB		80.6 °F DB		82.4 °F DB		86 °F DB		89.6 °F DB	
		TC	PI	TC	PI	TC	PI	TC	PI	TC	PI	TC	PI	TC	PI
		kBtu/h	kW	kBtu/h	kW	kBtu/h	kW	kBtu/h	kW	kBtu/h	kW	kBtu/h	kW	kBtu/h	kW
100%	50	48.6	1.88	57.9	2.29	67.4	2.70	72.0	2.92	76.6	3.15	86.1	3.57	91.0	3.71
	53.6	48.6	1.91	57.9	2.32	67.4	2.74	72.0	2.96	76.6	3.21	86.1	3.63	89.7	3.68
	57.2	48.6	1.94	57.9	2.36	67.4	2.79	72.0	3.01	76.6	3.27	86.1	3.69	88.7	3.65
	60.8	48.6	1.98	57.9	2.41	67.4	2.85	72.0	3.08	76.6	3.35	85.8	3.78	87.4	3.73
	64.4	48.6	2.03	57.9	2.46	67.4	2.90	72.0	3.14	76.6	3.41	84.6	3.85	86.4	3.91
	68	48.6	2.06	57.9	2.50	67.4	3.00	72.0	3.30	76.6	3.63	83.3	4.05	85.1	4.11
	69.8	48.6	2.08	57.9	2.53	67.4	3.10	72.0	3.42	76.6	3.75	82.8	4.19	84.6	4.23
	73.4	48.6	2.13	57.9	2.70	67.4	3.34	72.0	3.67	76.6	4.03	81.8	4.43	83.3	4.47
	77	48.6	2.27	57.9	2.87	67.4	3.55	72.0	3.91	76.6	4.32	80.5	4.59	82.3	4.64
	80.6	48.6	2.42	57.9	3.07	67.4	3.81	72.0	4.19	76.6	4.63	79.2	4.76	81.0	4.80
	84.2	48.6	2.57	57.9	3.28	67.4	4.07	72.0	4.49	76.4	4.90	78.1	4.99	79.9	5.03
	87.8	48.6	2.73	57.9	3.49	67.4	4.34	72.0	4.83	75.4	5.10	76.3	5.19	78.7	5.23
	91.4	48.6	2.91	57.9	3.72	67.4	4.63	72.0	5.12	74.1	5.29	76.0	5.34	77.6	5.38
	95	48.6	3.09	57.9	3.96	67.4	4.94	72.0	5.45	72.8	5.48	74.5	5.53	76.3	5.58
	98.6	48.6	3.29	57.9	4.22	67.4	5.26	70.7	5.65	71.9	5.68	73.4	5.72	75.2	5.77
102.2	48.6	3.51	57.9	4.49	67.4	5.60	69.8	5.84	70.1	5.87	72.5	5.91	73.4	5.96	

Combination	Outdoor air temp (°F DB)	Indoor air temp													
		57.2 °F WB		60.8 °F WB		64.4 °F WB		66.2 °F WB		68 °F WB		71.6 °F WB		75.2 °F WB	
		68 °F DB		73.4 °F DB		78.8 °F DB		80.6 °F DB		82.4 °F DB		86 °F DB		89.6 °F DB	
		TC	PI	TC	PI	TC	PI	TC	PI	TC	PI	TC	PI	TC	PI
		kBtu/h	kW	kBtu/h	kW	kBtu/h	kW	kBtu/h	kW	kBtu/h	kW	kBtu/h	kW	kBtu/h	kW
90%	50	43.7	1.64	52.1	1.97	60.6	2.31	64.8	2.60	69.0	2.77	77.5	3.17	85.9	3.60
	53.6	43.7	1.66	52.1	2.00	60.6	2.34	64.8	2.64	69.0	2.82	77.5	3.23	85.9	3.64
	57.2	43.7	1.69	52.1	2.03	60.6	2.38	64.8	2.68	69.0	2.87	77.5	3.28	85.9	3.70
	60.8	43.7	1.73	52.1	2.08	60.6	2.43	64.8	2.74	69.0	2.94	77.5	3.36	85.6	3.77
	64.4	43.7	1.77	52.1	2.12	60.6	2.48	64.8	2.79	69.0	2.99	77.5	3.44	84.8	3.91
	68	43.7	1.80	52.1	2.16	60.6	2.56	64.8	2.85	69.0	3.12	77.5	3.69	83.3	4.07
	69.8	43.7	1.81	52.1	2.18	60.6	2.65	64.8	2.94	69.0	3.22	77.5	3.82	82.8	4.16
	73.4	43.7	1.86	52.1	2.33	60.6	2.85	64.8	3.16	69.0	3.45	77.5	4.10	81.5	4.38
	77	43.7	1.98	52.1	2.48	60.6	3.03	64.8	3.37	69.0	3.69	77.5	4.39	80.5	4.56
	80.6	43.7	2.11	52.1	2.65	60.6	3.25	64.8	3.60	69.0	3.95	77.5	4.68	79.2	4.76
	84.2	43.7	2.24	52.1	2.83	60.6	3.48	64.8	3.85	69.0	4.22	76.6	4.91	78.2	4.95
	87.8	43.7	2.38	52.1	3.01	60.6	3.71	64.8	4.11	69.0	4.50	75.3	5.08	76.9	5.15
	91.4	43.7	2.54	52.1	3.21	60.6	3.95	64.8	4.37	69.0	4.79	74.3	5.29	75.9	5.34
	95	43.7	2.70	52.1	3.41	60.6	4.22	64.8	4.66	69.0	5.12	73.0	5.48	74.6	5.53
98.6	43.7	2.87	52.1	3.64	60.6	4.49	63.6	4.83	69.0	5.48	71.7	5.68	73.5	5.66	
102.2	43.7	3.06	52.1	3.87	60.6	4.78	62.8	4.98	69.0	5.81	70.7	5.89	72.3	5.87	

Combination	Outdoor air temp (°F DB)	Indoor air temp													
		57.2 °F WB		60.8 °F WB		64.4 °F WB		66.2 °F WB		68 °F WB		71.6 °F WB		75.2 °F WB	
		68 °F DB		73.4 °F DB		78.8 °F DB		80.6 °F DB		82.4 °F DB		86 °F DB		89.6 °F DB	
		TC	PI	TC	PI	TC	PI	TC	PI	TC	PI	TC	PI	TC	PI
		kBtu/h	kW	kBtu/h	kW	kBtu/h	kW	kBtu/h	kW	kBtu/h	kW	kBtu/h	kW	kBtu/h	kW
80%	50	38.9	1.49	46.3	1.79	53.9	2.10	57.6	2.26	61.3	2.42	68.9	2.77	76.4	3.22
	53.6	38.9	1.51	46.3	1.82	53.9	2.14	57.6	2.31	61.3	2.47	68.9	2.82	76.4	3.19
	57.2	38.9	1.54	46.3	1.85	53.9	2.18	57.6	2.34	61.3	2.52	68.9	2.87	76.4	3.26
	60.8	38.9	1.57	46.3	1.88	53.9	2.22	57.6	2.39	61.3	2.55	68.9	2.93	76.4	3.38
	64.4	38.9	1.59	46.3	1.92	53.9	2.27	57.6	2.44	61.3	2.60	68.9	3.00	76.4	3.62
	68	38.9	1.62	46.3	1.96	53.9	2.31	57.6	2.48	61.3	2.66	68.9	3.11	76.4	3.75
	69.8	38.9	1.64	46.3	1.97	53.9	2.33	57.6	2.51	61.3	2.72	68.9	3.22	76.4	4.01
	73.4	38.9	1.67	46.3	2.01	53.9	2.44	57.6	2.68	61.3	2.91	68.9	3.44	76.4	4.29
	77	38.9	1.72	46.3	2.14	53.9	2.61	57.6	2.86	61.3	3.11	68.9	3.68	76.4	4.58
	80.6	38.9	1.83	46.3	2.28	53.9	2.78	57.6	3.05	61.3	3.33	68.9	3.93	76.4	4.74
	84.2	38.9	1.95	46.3	2.43	53.9	2.96	57.6	3.25	61.1	3.55	68.9	4.20	76.4	4.91
	87.8	38.9	2.07	46.3	2.58	53.9	3.15	57.6	3.46	61.1	3.79	68.9	4.48	75.1	5.09
	91.4	38.9	2.20	46.3	2.87	53.9	3.36	57.6	3.69	61.1	4.04	68.9	4.78	74.1	5.27
	95	38.9	2.33	46.3	2.87	53.9	3.57	57.6	3.93	61.1	4.30	68.9	5.10	72.8	5.47
98.6	38.9	2.47	46.3	3.09	53.9	3.80	56.6	4.19	61.1	4.58	68.9	5.43	71.7	5.67	
102.2	38.9	2.62	46.3	3.29	53.9	4.04	55.8	4.46	61.1	4.87	68.9	5.79	70.5	5.88	

GMV5 HR HEAT RECOVERY VRF Units Technical Sales Guide

Combination	Outdoor air temp (°F DB)	Indoor air temp													
		57.2 °F WB		60.8 °F WB		64.4 °F WB		66.2 °F WB		68 °F WB		71.6 °F WB		75.2 °F WB	
		68 °F DB		73.4 °F DB		78.8 °F DB		80.6 °F DB		82.4 °F DB		86 °F DB		89.6 °F DB	
		TC	PI	TC	PI	TC	PI	TC	PI	TC	PI	TC	PI	TC	PI
		kBtu/h	kW	kBtu/h	kW	kBtu/h	kW	kBtu/h	kW	kBtu/h	kW	kBtu/h	kW	kBtu/h	kW
70%	50	34.0	1.32	40.5	1.56	47.2	1.82	50.4	1.96	53.6	2.09	60.3	2.38	66.9	2.68
	53.6	34.0	1.33	40.5	1.58	47.2	1.85	50.4	1.99	53.6	2.13	60.3	2.43	66.9	2.73
	57.2	34.0	1.35	40.5	1.61	47.2	1.88	50.4	2.02	53.6	2.17	60.3	2.47	66.9	2.78
	60.8	34.0	1.37	40.5	1.64	47.2	1.92	50.4	2.07	53.6	2.21	60.3	2.51	66.9	2.83
	64.4	34.0	1.40	40.5	1.67	47.2	1.96	50.4	2.10	53.6	2.25	60.3	2.57	66.9	2.89
	68	34.0	1.42	40.5	1.70	47.2	1.99	50.4	2.14	53.6	2.29	60.3	2.62	66.9	2.97
	69.8	34.0	1.43	40.5	1.71	47.2	2.01	50.4	2.16	53.6	2.32	60.3	2.65	66.9	3.07
	73.4	34.0	1.46	40.5	1.74	47.2	2.05	50.4	2.23	53.6	2.43	60.3	2.84	66.9	3.29
	77	34.0	1.48	40.5	1.82	47.2	2.18	50.4	2.39	53.6	2.59	60.3	3.04	66.9	3.52
	80.6	34.0	1.57	40.5	1.93	47.2	2.33	50.4	2.54	53.6	2.77	60.3	3.25	66.9	3.76
	84.2	34.0	1.67	40.5	2.05	47.2	2.48	50.4	2.71	53.6	2.95	60.3	3.46	66.9	4.02
	87.8	34.0	1.76	40.5	2.18	47.2	2.64	50.4	2.88	53.6	3.14	60.3	3.69	66.9	4.29
	91.4	34.0	1.87	40.5	2.32	47.2	2.81	50.4	3.06	53.6	3.34	60.3	3.93	66.9	4.57
	95	34.0	1.98	40.5	2.45	47.2	2.98	50.4	3.26	53.6	3.56	60.3	4.19	66.9	4.87
	98.6	34.0	2.09	40.5	2.60	47.2	3.17	49.5	3.47	53.6	3.79	60.3	4.46	66.9	5.19
102.2	34.0	2.22	40.5	2.76	47.2	3.36	48.8	3.68	53.6	4.02	60.3	4.74	66.9	5.53	

Combination	Outdoor air temp (°F DB)	Indoor air temp													
		57.2 °F WB		60.8 °F WB		64.4 °F WB		66.2 °F WB		68 °F WB		71.6 °F WB		75.2 °F WB	
		68 °F DB		73.4 °F DB		78.8 °F DB		80.6 °F DB		82.4 °F DB		86 °F DB		89.6 °F DB	
		TC	PI	TC	PI	TC	PI	TC	PI	TC	PI	TC	PI	TC	PI
		kBtu/h	kW	kBtu/h	kW	kBtu/h	kW	kBtu/h	kW	kBtu/h	kW	kBtu/h	kW	kBtu/h	kW
60%	50	29.2	1.14	34.7	1.34	40.4	1.55	43.2	1.66	46.0	1.77	51.7	2.01	57.3	2.25
	53.6	29.2	1.16	34.7	1.36	40.4	1.58	43.2	1.69	46.0	1.80	51.7	2.04	57.3	2.29
	57.2	29.2	1.18	34.7	1.38	40.4	1.60	43.2	1.72	46.0	1.84	51.7	2.08	57.3	2.33
	60.8	29.2	1.19	34.7	1.40	40.4	1.63	43.2	1.75	46.0	1.87	51.7	2.12	57.3	2.37
	64.4	29.2	1.21	34.7	1.43	40.4	1.66	43.2	1.78	46.0	1.90	51.7	2.15	57.3	2.42
	68	29.2	1.23	34.7	1.46	40.4	1.69	43.2	1.82	46.0	1.94	51.7	2.20	57.3	2.47
	69.8	29.2	1.24	34.7	1.46	40.4	1.71	43.2	1.83	46.0	1.96	51.7	2.22	57.3	2.49
	73.4	29.2	1.26	34.7	1.49	40.4	1.73	43.2	1.87	46.0	1.99	51.7	2.31	57.3	2.65
	77	29.2	1.28	34.7	1.52	40.4	1.80	43.2	1.96	46.0	2.12	51.7	2.46	57.3	2.83
	80.6	29.2	1.33	34.7	1.61	40.4	1.92	43.2	2.09	46.0	2.26	51.7	2.62	57.3	3.02
	84.2	29.2	1.40	34.7	1.71	40.4	2.04	43.2	2.22	46.0	2.40	51.7	2.80	57.3	3.23
	87.8	29.2	1.49	34.7	1.82	40.4	2.17	43.2	2.36	46.0	2.56	51.7	2.98	57.3	3.43
	91.4	29.2	1.57	34.7	1.92	40.4	2.30	43.2	2.51	46.0	2.72	51.7	3.17	57.3	3.66
	95	29.2	1.67	34.7	2.04	40.4	2.44	43.2	2.66	46.0	2.89	51.7	3.37	57.3	3.90
	98.6	29.2	1.76	34.7	2.15	40.4	2.59	42.4	2.82	46.0	3.06	51.7	3.59	57.3	4.15
102.2	29.2	1.86	34.7	2.28	40.4	2.74	41.9	2.99	46.0	3.26	51.7	3.81	57.3	4.41	

Combination	Outdoor air temp (°F DB)	Indoor air temp													
		57.2 °F WB		60.8 °F WB		64.4 °F WB		66.2 °F WB		68 °F WB		71.6 °F WB		75.2 °F WB	
		68 °F DB		73.4 °F DB		78.8 °F DB		80.6 °F DB		82.4 °F DB		86 °F DB		89.6 °F DB	
		TC	PI	TC	PI	TC	PI	TC	PI	TC	PI	TC	PI	TC	PI
		kBtu/h	kW	kBtu/h	kW	kBtu/h	kW	kBtu/h	kW	kBtu/h	kW	kBtu/h	kW	kBtu/h	kW
50%	50	24.3	0.98	28.9	1.14	33.7	1.30	36.0	1.39	38.3	1.47	43.1	1.65	47.8	1.84
	53.6	24.3	0.99	28.9	1.15	33.7	1.32	36.0	1.40	38.3	1.50	43.1	1.68	47.8	1.87
	57.2	24.3	1.01	28.9	1.17	33.7	1.34	36.0	1.43	38.3	1.52	43.1	1.71	47.8	1.91
	60.8	24.3	1.02	28.9	1.18	33.7	1.36	36.0	1.46	38.3	1.54	43.1	1.74	47.8	1.94
	64.4	24.3	1.04	28.9	1.21	33.7	1.38	36.0	1.48	38.3	1.57	43.1	1.77	47.8	1.98
	68	24.3	1.05	28.9	1.22	33.7	1.40	36.0	1.51	38.3	1.60	43.1	1.81	47.8	2.01
	69.8	24.3	1.06	28.9	1.23	33.7	1.42	36.0	1.51	38.3	1.62	43.1	1.82	47.8	2.04
	73.4	24.3	1.07	28.9	1.25	33.7	1.44	36.0	1.54	38.3	1.65	43.1	1.85	47.8	2.08
	77	24.3	1.09	28.9	1.27	33.7	1.47	36.0	1.57	38.3	1.70	43.1	1.95	47.8	2.22
	80.6	24.3	1.11	28.9	1.32	33.7	1.55	36.0	1.68	38.3	1.80	43.1	2.07	47.8	2.37
	84.2	24.3	1.17	28.9	1.40	33.7	1.65	36.0	1.78	38.2	1.92	43.1	2.21	47.8	2.52
	87.8	24.3	1.23	28.9	1.48	33.7	1.76	36.0	1.89	38.2	2.04	43.1	2.34	47.8	2.68
	91.4	24.3	1.31	28.9	1.57	33.7	1.85	36.0	2.00	38.2	2.16	43.1	2.49	47.8	2.85
	95	24.3	1.38	28.9	1.65	33.7	1.96	36.0	2.12	38.2	2.29	43.1	2.65	47.8	3.03
	98.6	24.3	1.46	28.9	1.75	33.7	2.07	35.4	2.24	38.2	2.43	43.1	2.81	47.8	3.22
102.2	24.3	1.54	28.9	1.84	33.7	2.19	34.9	2.37	38.2	2.57	43.1	2.98	47.8	3.42	

GMV-Q96WM/B-F(U)

TC—Total capacity of outdoor unit; PI—Power input of outdoor unit

Combination	Outdoor air temp (°F DB)	Indoor air temp													
		57.2 °F WB		60.8 °F WB		64.4 °F WB		66.2 °F WB		68 °F WB		71.6 °F WB		75.2 °F WB	
		68 °F DB		73.4 °F DB		78.8 °F DB		80.6 °F DB		82.4 °F DB		86 °F DB		89.6 °F DB	
		TC	PI	TC	PI	TC	PI	TC	PI	TC	PI	TC	PI	TC	PI
		kBtu/h	kW	kBtu/h	kW	kBtu/h	kW	kBtu/h	kW	kBtu/h	kW	kBtu/h	kW	kBtu/h	kW
130%	50	84.4	3.36	100.5	4.11	116.6	4.89	121.0	5.00	122.4	4.90	125.5	4.69	128.6	4.48
	53.6	84.4	3.42	100.5	4.19	116.6	4.99	119.3	4.97	121.0	4.87	123.8	4.65	126.9	4.58
	57.2	84.4	3.49	100.5	4.27	116.2	5.05	118.0	4.95	119.3	4.84	122.4	4.80	125.5	4.85
	60.8	84.4	3.55	100.5	4.36	114.9	5.03	116.2	4.99	117.6	5.01	120.7	5.06	123.8	5.11
	64.4	84.4	3.62	100.5	4.45	113.2	5.21	114.5	5.24	116.2	5.27	119.3	5.32	122.4	5.37
	68	84.4	3.70	100.5	4.73	111.4	5.47	113.2	5.50	114.5	5.53	117.6	5.58	120.7	5.64
	69.8	84.4	3.80	100.5	4.90	110.8	5.60	112.5	5.63	113.8	5.66	116.9	5.72	120.0	5.77
	73.4	84.4	4.07	100.5	5.25	109.4	5.85	110.8	5.88	112.1	5.91	115.2	5.97	118.3	6.03
	77	84.4	4.35	100.5	5.63	107.7	6.11	109.4	6.14	110.8	6.18	113.8	6.24	116.9	6.30
	80.6	84.4	4.64	100.5	6.02	106.3	5.38	107.7	6.40	109.0	6.43	112.1	6.50	115.2	6.57
	84.2	84.4	4.96	100.5	6.43	104.6	6.62	106.0	6.66	107.7	6.70	110.8	6.77	113.8	6.84
	87.8	84.4	5.29	100.1	6.81	102.9	6.89	104.6	1.02	106.0	6.96	109.0	7.03	112.1	7.11
	91.4	84.4	5.64	98.4	7.06	101.5	7.13	102.9	7.18	104.6	7.22	107.7	7.30	110.4	7.39
	95	84.4	6.01	96.7	7.32	99.8	7.41	101.5	7.45	102.9	7.49	106.0	7.58	109.0	7.65
	98.6	84.4	6.39	95.3	7.59	98.4	7.67	99.8	7.71	101.5	7.76	104.2	7.85	107.3	7.94
102.2	84.4	6.81	93.6	7.84	96.7	7.93	98.4	7.98	99.8	8.03	102.9	8.12	106.0	8.21	

GMV5 HR HEAT RECOVERY VRF Units Technical Sales Guide

Combination	Outdoor air temp (°F DB)	Indoor air temp													
		57.2 °F WB		60.8 °F WB		64.4 °F WB		66.2 °F WB		68 °F WB		71.6 °F WB		75.2 °F WB	
		68 °F DB		73.4 °F DB		78.8 °F DB		80.6 °F DB		82.4 °F DB		86 °F DB		89.6 °F DB	
		TC	PI	TC	PI	TC	PI	TC	PI	TC	PI	TC	PI	TC	PI
		kBtu/h	kW	kBtu/h	kW	kBtu/h	kW	kBtu/h	kW	kBtu/h	kW	kBtu/h	kW	kBtu/h	kW
120%	50	77.8	3.07	92.6	3.75	107.7	4.46	115.2	4.82	120.7	5.03	123.4	4.83	126.2	4.64
	53.6	77.8	3.13	92.6	3.82	107.7	4.55	115.2	4.91	119.0	5.00	121.7	4.81	124.5	4.61
	57.2	77.8	3.19	92.6	3.90	107.7	4.63	115.2	5.01	117.3	4.97	120.4	4.78	123.1	4.81
	60.8	77.8	3.25	92.6	3.97	107.7	4.72	114.5	5.05	115.9	4.98	118.6	5.03	121.4	5.07
	64.4	77.8	3.31	92.6	4.05	107.7	4.89	112.8	5.21	114.2	5.23	116.9	5.28	120.0	5.33
	68	77.8	3.37	92.6	4.21	107.7	5.25	111.4	5.47	112.8	5.49	115.6	5.54	118.3	5.59
	69.8	77.8	3.40	92.6	4.36	107.7	5.44	110.4	5.60	111.8	5.62	114.9	5.67	117.6	5.73
	73.4	77.8	3.64	92.6	4.67	107.7	5.82	109.0	5.84	110.4	5.87	113.2	5.93	115.9	5.98
	77	77.8	3.89	92.6	5.00	106.0	6.08	107.3	6.10	108.7	6.13	111.8	6.19	114.5	6.25
	80.6	77.8	4.15	92.6	5.34	104.6	6.33	106.0	6.37	107.3	6.39	110.1	6.45	112.8	6.51
	84.2	77.8	4.43	92.6	5.71	102.9	6.58	104.2	6.62	105.6	6.65	108.4	6.72	111.4	6.78
	87.8	77.8	4.72	92.6	6.09	101.5	6.85	102.9	6.88	104.2	6.92	107.0	6.98	109.7	7.05
	91.4	77.8	5.03	92.6	6.50	99.8	7.10	101.2	7.14	102.5	7.17	105.3	7.25	108.0	7.32
	95	77.8	5.35	92.6	6.93	98.1	7.36	99.4	7.40	101.2	7.44	103.9	7.52	106.6	7.59
98.6	77.8	5.70	92.6	7.38	96.7	7.62	98.1	7.66	99.4	7.70	102.2	7.78	104.9	7.87	
102.2	77.8	6.06	92.2	7.79	95.0	7.88	96.4	7.93	97.7	7.97	100.8	8.06	103.6	8.14	

Combination	Outdoor air temp (°F DB)	Indoor air temp													
		57.2 °F WB		60.8 °F WB		64.4 °F WB		66.2 °F WB		68 °F WB		71.6 °F WB		75.2 °F WB	
		68 °F DB		73.4 °F DB		78.8 °F DB		80.6 °F DB		82.4 °F DB		86 °F DB		89.6 °F DB	
		TC	PI	TC	PI	TC	PI	TC	PI	TC	PI	TC	PI	TC	PI
		kBtu/h	kW	kBtu/h	kW	kBtu/h	kW	kBtu/h	kW	kBtu/h	kW	kBtu/h	kW	kBtu/h	kW
110%	50	71.3	2.78	85.0	3.39	98.8	4.03	105.6	4.36	112.5	4.69	121.0	4.98	123.8	4.81
	53.6	71.3	2.84	85.0	3.46	98.8	4.11	105.6	4.45	112.5	4.78	119.7	4.96	122.1	4.78
	57.2	71.3	2.89	85.0	3.52	98.8	4.19	105.6	4.53	112.5	4.87	118.0	4.96	120.7	4.77
	60.8	71.3	2.94	85.0	3.59	98.8	4.27	105.6	4.61	112.5	4.97	116.6	4.99	119.0	5.04
	64.4	71.3	3.00	85.0	3.66	98.8	4.36	105.6	4.74	112.5	5.20	114.9	5.24	117.6	5.29
	68	71.3	3.06	85.0	3.74	98.8	4.61	105.6	5.10	110.8	5.46	113.5	5.50	115.9	5.55
	69.8	71.3	3.09	85.0	3.85	98.8	4.78	105.6	5.28	110.1	5.59	112.5	5.63	115.2	5.68
	73.4	71.3	3.24	85.0	4.12	98.8	5.13	105.6	5.67	108.4	5.83	111.1	5.89	113.5	5.94
	77	71.3	3.44	85.0	4.41	98.8	5.48	105.6	6.07	107.0	6.09	109.4	6.15	112.1	6.20
	80.6	71.3	3.68	85.0	4.71	98.8	5.86	103.9	6.33	105.3	6.35	108.0	6.40	110.4	6.46
	84.2	71.3	3.93	85.0	5.03	98.8	6.27	102.5	6.58	103.9	6.61	106.3	6.67	109.0	6.73
	87.8	71.3	4.18	85.0	5.36	98.8	6.69	100.8	6.84	102.2	6.87	104.9	6.93	107.3	6.99
	91.4	71.3	4.45	85.0	5.72	98.1	7.05	99.4	7.09	100.8	7.12	103.2	7.19	106.0	7.26
	95	71.3	4.73	85.0	6.09	96.7	7.31	97.7	7.35	99.1	7.39	101.5	7.46	104.2	7.53
98.6	71.3	5.04	85.0	6.48	95.0	7.58	96.4	7.60	97.4	7.64	100.1	7.72	102.5	7.79	
102.2	71.3	5.35	85.0	6.91	93.3	7.83	94.6	7.87	96.0	7.91	98.4	7.99	101.2	8.07	

Combination	Outdoor air temp (°F DB)	Indoor air temp													
		57.2 °F WB		60.8 °F WB		64.4 °F WB		66.2 °F WB		68 °F WB		71.6 °F WB		75.2 °F WB	
		68 °F DB		73.4 °F DB		78.8 °F DB		80.6 °F DB		82.4 °F DB		86 °F DB		89.6 °F DB	
		TC	PI	TC	PI	TC	PI	TC	PI	TC	PI	TC	PI	TC	PI
		kBtu/h	kW	kBtu/h	kW	kBtu/h	kW	kBtu/h	kW	kBtu/h	kW	kBtu/h	kW	kBtu/h	kW
100%	50	64.8	2.52	77.2	3.06	89.8	3.62	96.0	3.91	102.2	4.22	114.8	4.78	121.4	4.96
	53.6	64.8	2.55	77.2	3.10	89.8	3.67	96.0	3.96	102.2	4.30	114.8	4.86	119.7	4.92
	57.2	64.8	2.60	77.2	3.15	89.8	3.73	96.0	4.03	102.2	4.38	114.8	4.94	118.3	4.88
	60.8	64.8	2.65	77.2	3.22	89.8	3.81	96.0	4.12	102.2	4.48	114.4	5.05	116.6	4.99
	64.4	64.8	2.71	77.2	3.30	89.8	3.89	96.0	4.20	102.2	4.57	112.8	5.15	115.2	5.23
	68	64.8	2.76	77.2	3.35	89.8	4.02	96.0	4.42	102.2	4.86	111.1	5.42	113.5	5.51
	69.8	64.8	2.78	77.2	3.38	89.8	4.15	96.0	4.57	102.2	5.02	110.4	5.61	112.8	5.66
	73.4	64.8	2.85	77.2	3.61	89.8	4.47	96.0	4.92	102.2	5.40	109.1	5.93	111.1	5.99
	77	64.8	3.04	77.2	3.84	89.8	4.75	96.0	5.23	102.2	5.78	107.3	6.15	109.7	6.20
	80.6	64.8	3.24	77.2	4.11	89.8	5.10	96.0	5.61	102.2	6.20	105.6	6.37	108.0	6.42
	84.2	64.8	3.44	77.2	4.39	89.8	5.45	96.0	6.00	101.8	6.57	104.2	6.67	106.6	6.73
	87.8	64.8	3.66	77.2	4.67	89.8	5.81	96.0	6.47	100.6	6.83	101.8	6.94	104.9	7.01
	91.4	64.8	3.89	77.2	4.98	89.8	6.20	96.0	6.85	98.8	7.08	101.3	7.14	103.5	7.21
	95	64.8	4.14	77.2	5.30	89.8	6.61	96.0	7.30	97.0	7.34	99.4	7.40	101.8	7.47
98.6	64.8	4.41	77.2	5.64	89.8	7.04	94.3	7.56	95.8	7.60	97.9	7.65	100.3	7.72	
102.2	64.8	4.69	77.2	6.01	89.8	7.49	93.0	7.81	93.5	7.85	96.7	7.91	97.9	7.98	

Combination	Outdoor air temp (°F DB)	Indoor air temp													
		57.2 °F WB		60.8 °F WB		64.4 °F WB		66.2 °F WB		68 °F WB		71.6 °F WB		75.2 °F WB	
		68 °F DB		73.4 °F DB		78.8 °F DB		80.6 °F DB		82.4 °F DB		86 °F DB		89.6 °F DB	
		TC	PI	TC	PI	TC	PI	TC	PI	TC	PI	TC	PI	TC	PI
		kBtu/h	kW	kBtu/h	kW	kBtu/h	kW	kBtu/h	kW	kBtu/h	kW	kBtu/h	kW	kBtu/h	kW
90%	50	58.3	2.20	69.4	2.64	80.9	3.09	86.4	3.48	92.0	3.71	103.3	4.25	114.5	4.81
	53.6	58.3	2.23	69.4	2.67	80.9	3.13	86.4	3.53	92.0	3.78	103.3	4.32	114.5	4.88
	57.2	58.3	2.26	69.4	2.72	80.9	3.19	86.4	3.58	92.0	3.84	103.3	4.40	114.5	4.95
	60.8	58.3	2.32	69.4	2.78	80.9	3.26	86.4	3.66	92.0	3.93	103.3	4.49	114.2	5.05
	64.4	58.3	2.37	69.4	2.84	80.9	3.32	86.4	3.73	92.0	4.01	103.3	4.60	113.1	5.23
	68	58.3	2.40	69.4	2.89	80.9	3.43	86.4	3.81	92.0	4.17	103.3	4.94	111.1	5.45
	69.8	58.3	2.43	69.4	2.92	80.9	3.55	86.4	3.94	92.0	4.32	103.3	5.11	110.4	5.57
	73.4	58.3	2.49	69.4	3.12	80.9	3.81	86.4	4.23	92.0	4.62	103.3	5.49	108.7	5.86
	77	58.3	2.65	69.4	3.31	80.9	4.06	86.4	4.52	92.0	4.94	103.3	5.87	107.3	6.10
	80.6	58.3	2.83	69.4	3.54	80.9	4.35	86.4	4.82	92.0	5.29	103.3	6.26	105.6	6.37
	84.2	58.3	3.00	69.4	3.78	80.9	4.66	86.4	5.15	92.0	5.65	102.2	6.57	104.2	6.63
	87.8	58.3	3.19	69.4	4.03	80.9	4.96	86.4	5.50	92.0	6.03	100.5	6.80	102.5	6.89
	91.4	58.3	3.39	69.4	4.29	80.9	5.29	86.4	5.85	92.0	6.41	99.1	7.08	101.2	7.14
	95	58.3	3.61	69.4	4.57	80.9	5.64	86.4	6.23	92.0	6.86	97.4	7.34	99.4	7.40
98.6	58.3	3.84	69.4	4.87	80.9	6.01	84.9	6.46	92.0	7.34	95.7	7.60	98.1	7.58	
102.2	58.3	4.09	69.4	5.18	80.9	6.40	83.7	6.67	92.0	7.78	94.3	7.88	96.4	7.86	

GMV5 HR HEAT RECOVERY VRF Units Technical Sales Guide

Combination	Outdoor air temp (°F DB)	Indoor air temp													
		57.2 °F WB		60.8 °F WB		64.4 °F WB		66.2 °F WB		68 °F WB		71.6 °F WB		75.2 °F WB	
		68 °F DB		73.4 °F DB		78.8 °F DB		80.6 °F DB		82.4 °F DB		86 °F DB		89.6 °F DB	
		TC	PI	TC	PI	TC	PI	TC	PI	TC	PI	TC	PI	TC	PI
		kBtu/h	kW	kBtu/h	kW	kBtu/h	kW	kBtu/h	kW	kBtu/h	kW	kBtu/h	kW	kBtu/h	kW
80%	50	51.8	2.00	61.7	2.39	71.9	2.81	76.8	3.03	81.7	3.24	91.9	3.71	101.8	4.30
	53.6	51.8	2.03	61.7	2.43	71.9	2.86	76.8	3.09	81.7	3.31	91.9	3.77	101.8	4.27
	57.2	51.8	2.07	61.7	2.48	71.9	2.91	76.8	3.14	81.7	3.37	91.9	3.84	101.8	4.37
	60.8	51.8	2.10	61.7	2.52	71.9	2.97	76.8	3.20	81.7	3.42	91.9	3.92	101.8	4.52
	64.4	51.8	2.13	61.7	2.57	71.9	3.04	76.8	3.27	81.7	3.49	91.9	4.01	101.8	4.84
	68	51.8	2.17	61.7	2.62	71.9	3.09	76.8	3.33	81.7	3.56	91.9	4.16	101.8	5.01
	69.8	51.8	2.19	61.7	2.64	71.9	3.12	76.8	3.36	81.7	3.64	91.9	4.31	101.8	5.37
	73.4	51.8	2.23	61.7	2.70	71.9	3.27	76.8	3.58	81.7	3.90	91.9	4.61	101.8	5.74
	77	51.8	2.30	61.7	2.86	71.9	3.49	76.8	3.83	81.7	4.16	91.9	4.93	101.8	6.13
	80.6	51.8	2.45	61.7	3.05	71.9	3.72	76.8	4.08	81.7	4.46	91.9	5.26	101.8	6.34
	84.2	51.8	2.61	61.7	3.25	71.9	3.96	76.8	4.35	81.5	4.76	91.9	5.62	101.8	6.57
	87.8	51.8	2.76	61.7	3.45	71.9	4.22	76.8	4.63	81.5	5.07	91.9	6.00	100.1	6.81
	91.4	51.8	2.94	61.7	3.85	71.9	4.50	76.8	4.94	81.5	5.40	91.9	6.40	98.8	7.06
	95	51.8	3.12	61.7	3.85	71.9	4.78	76.8	5.26	81.5	5.75	91.9	6.83	97.0	7.32
98.6	51.8	3.31	61.7	4.14	71.9	5.09	75.4	5.61	81.5	6.13	91.9	7.27	95.7	7.59	
102.2	51.8	3.50	61.7	4.40	71.9	5.41	74.4	5.97	81.5	6.52	91.9	7.74	94.0	7.87	

Combination	Outdoor air temp (°F DB)	Indoor air temp													
		57.2 °F WB		60.8 °F WB		64.4 °F WB		66.2 °F WB		68 °F WB		71.6 °F WB		75.2 °F WB	
		68 °F DB		73.4 °F DB		78.8 °F DB		80.6 °F DB		82.4 °F DB		86 °F DB		89.6 °F DB	
		TC	PI	TC	PI	TC	PI	TC	PI	TC	PI	TC	PI	TC	PI
		kBtu/h	kW	kBtu/h	kW	kBtu/h	kW	kBtu/h	kW	kBtu/h	kW	kBtu/h	kW	kBtu/h	kW
70%	50	45.4	1.76	54.0	2.09	62.9	2.43	67.2	2.62	71.5	2.80	80.4	3.19	89.2	3.58
	53.6	45.4	1.78	54.0	2.12	62.9	2.48	67.2	2.67	71.5	2.85	80.4	3.25	89.2	3.65
	57.2	45.4	1.81	54.0	2.15	62.9	2.52	67.2	2.71	71.5	2.90	80.4	3.31	89.2	3.72
	60.8	45.4	1.84	54.0	2.19	62.9	2.57	67.2	2.76	71.5	2.96	80.4	3.36	89.2	3.79
	64.4	45.4	1.87	54.0	2.23	62.9	2.62	67.2	2.81	71.5	3.01	80.4	3.43	89.2	3.87
	68	45.4	1.90	54.0	2.27	62.9	2.67	67.2	2.86	71.5	3.07	80.4	3.50	89.2	3.97
	69.8	45.4	1.92	54.0	2.29	62.9	2.69	67.2	2.89	71.5	3.10	80.4	3.54	89.2	4.11
	73.4	45.4	1.95	54.0	2.33	62.9	2.74	67.2	2.99	71.5	3.26	80.4	3.81	89.2	4.41
	77	45.4	1.99	54.0	2.43	62.9	2.92	67.2	3.20	71.5	3.47	80.4	4.07	89.2	4.71
	80.6	45.4	2.11	54.0	2.59	62.9	3.12	67.2	3.40	71.5	3.71	80.4	4.35	89.2	5.04
	84.2	45.4	2.23	54.0	2.74	62.9	3.32	67.2	3.63	71.5	3.95	80.4	4.63	89.2	5.38
	87.8	45.4	2.36	54.0	2.91	62.9	3.53	67.2	3.86	71.5	4.20	80.4	4.94	89.2	5.74
	91.4	45.4	2.51	54.0	3.10	62.9	3.76	67.2	4.10	71.5	4.48	80.4	5.26	89.2	6.12
	95	45.4	2.66	54.0	3.29	62.9	3.98	67.2	4.37	71.5	4.76	80.4	5.61	89.2	6.52
98.6	45.4	2.80	54.0	3.48	62.9	4.24	66.0	4.64	71.5	5.07	80.4	5.97	89.2	6.95	
102.2	45.4	2.97	54.0	3.69	62.9	4.50	65.1	4.93	71.5	5.38	80.4	6.35	89.2	7.40	

Combination	Outdoor air temp (°F DB)	Indoor air temp													
		57.2 °F WB		60.8 °F WB		64.4 °F WB		66.2 °F WB		68 °F WB		71.6 °F WB		75.2 °F WB	
		68 °F DB		73.4 °F DB		78.8 °F DB		80.6 °F DB		82.4 °F DB		86 °F DB		89.6 °F DB	
		TC	PI	TC	PI	TC	PI	TC	PI	TC	PI	TC	PI	TC	PI
		kBtu/h	kW	kBtu/h	kW	kBtu/h	kW	kBtu/h	kW	kBtu/h	kW	kBtu/h	kW	kBtu/h	kW
60%	50	38.9	1.52	46.3	1.79	53.9	2.08	57.6	2.22	61.3	2.37	68.9	2.69	76.5	3.01
	53.6	38.9	1.55	46.3	1.82	53.9	2.12	57.6	2.26	61.3	2.41	68.9	2.73	76.5	3.06
	57.2	38.9	1.57	46.3	1.85	53.9	2.14	57.6	2.30	61.3	2.46	68.9	2.78	76.5	3.12
	60.8	38.9	1.59	46.3	1.88	53.9	2.18	57.6	2.34	61.3	2.50	68.9	2.83	76.5	3.18
	64.4	38.9	1.62	46.3	1.91	53.9	2.22	57.6	2.38	61.3	2.55	68.9	2.88	76.5	3.24
	68	38.9	1.64	46.3	1.95	53.9	2.26	57.6	2.43	61.3	2.60	68.9	2.94	76.5	3.31
	69.8	38.9	1.66	46.3	1.96	53.9	2.28	57.6	2.45	61.3	2.62	68.9	2.97	76.5	3.34
	73.4	38.9	1.68	46.3	2.00	53.9	2.32	57.6	2.50	61.3	2.67	68.9	3.09	76.5	3.55
	77	38.9	1.71	46.3	2.04	53.9	2.41	57.6	2.62	61.3	2.83	68.9	3.30	76.5	3.79
	80.6	38.9	1.78	46.3	2.15	53.9	2.57	57.6	2.79	61.3	3.02	68.9	3.51	76.5	4.04
	84.2	38.9	1.88	46.3	2.28	53.9	2.73	57.6	2.97	61.3	3.22	68.9	3.75	76.5	4.32
	87.8	38.9	2.00	46.3	2.43	53.9	2.90	57.6	3.16	61.3	3.42	68.9	3.98	76.5	4.59
	91.4	38.9	2.11	46.3	2.57	53.9	3.08	57.6	3.35	61.3	3.64	68.9	4.24	76.5	4.90
	95	38.9	2.23	46.3	2.73	53.9	3.27	57.6	3.56	61.3	3.87	68.9	4.52	76.5	5.21
98.6	38.9	2.36	46.3	2.88	53.9	3.46	56.6	3.78	61.3	4.10	68.9	4.80	76.5	5.55	
102.2	38.9	2.49	46.3	3.05	53.9	3.67	55.8	4.00	61.3	4.36	68.9	5.10	76.5	5.90	

Combination	Outdoor air temp (°F DB)	Indoor air temp													
		57.2 °F WB		60.8 °F WB		64.4 °F WB		66.2 °F WB		68 °F WB		71.6 °F WB		75.2 °F WB	
		68 °F DB		73.4 °F DB		78.8 °F DB		80.6 °F DB		82.4 °F DB		86 °F DB		89.6 °F DB	
		TC	PI	TC	PI	TC	PI	TC	PI	TC	PI	TC	PI	TC	PI
		kBtu/h	kW	kBtu/h	kW	kBtu/h	kW	kBtu/h	kW	kBtu/h	kW	kBtu/h	kW	kBtu/h	kW
50%	50	32.4	1.32	38.6	1.52	44.9	1.74	48.0	1.86	51.1	1.97	57.4	2.21	63.8	2.47
	53.6	32.4	1.33	38.6	1.54	44.9	1.77	48.0	1.88	51.1	2.01	57.4	2.25	63.8	2.51
	57.2	32.4	1.35	38.6	1.56	44.9	1.79	48.0	1.92	51.1	2.04	57.4	2.29	63.8	2.56
	60.8	32.4	1.37	38.6	1.58	44.9	1.82	48.0	1.95	51.1	2.07	57.4	2.33	63.8	2.60
	64.4	32.4	1.39	38.6	1.61	44.9	1.85	48.0	1.98	51.1	2.11	57.4	2.37	63.8	2.65
	68	32.4	1.41	38.6	1.63	44.9	1.88	48.0	2.02	51.1	2.14	57.4	2.42	63.8	2.70
	69.8	32.4	1.42	38.6	1.65	44.9	1.90	48.0	2.03	51.1	2.16	57.4	2.44	63.8	2.73
	73.4	32.4	1.44	38.6	1.67	44.9	1.93	48.0	2.07	51.1	2.20	57.4	2.48	63.8	2.78
	77	32.4	1.46	38.6	1.70	44.9	1.97	48.0	2.11	51.1	2.27	57.4	2.61	63.8	2.97
	80.6	32.4	1.49	38.6	1.77	44.9	2.08	48.0	2.24	51.1	2.41	57.4	2.77	63.8	3.17
	84.2	32.4	1.56	38.6	1.87	44.9	2.20	48.0	2.38	50.9	2.57	57.4	2.95	63.8	3.37
	87.8	32.4	1.65	38.6	1.98	44.9	2.35	48.0	2.53	50.9	2.73	57.4	3.14	63.8	3.59
	91.4	32.4	1.75	38.6	2.10	44.9	2.48	48.0	2.68	50.9	2.89	57.4	3.34	63.8	3.82
	95	32.4	1.85	38.6	2.21	44.9	2.62	48.0	2.83	50.9	3.06	57.4	3.54	63.8	4.05
98.6	32.4	1.95	38.6	2.34	44.9	2.77	47.1	3.00	50.9	3.25	57.4	3.76	63.8	4.31	
102.2	32.4	2.06	38.6	2.47	44.9	2.93	46.5	3.18	50.9	3.44	57.4	3.98	63.8	4.57	

GMV5 HR HEAT RECOVERY VRF Units Technical Sales Guide

GMV-Q120WM/B-F(U)

TC—Total capacity of outdoor unit; PI—Power input of outdoor unit

Combination	Outdoor air temp (°F DB)	Indoor air temp													
		57.2 °F WB		60.8 °F WB		64.4 °F WB		66.2 °F WB		68 °F WB		71.6 °F WB		75.2 °F WB	
		68 °F DB		73.4 °F DB		78.8 °F DB		80.6 °F DB		82.4 °F DB		86 °F DB		89.6 °F DB	
		TC	PI	TC	PI	TC	PI	TC	PI	TC	PI	TC	PI	TC	PI
		kBtu/h	kW	kBtu/h	kW	kBtu/h	kW	kBtu/h	kW	kBtu/h	kW	kBtu/h	kW	kBtu/h	kW
130%	50	105.4	4.42	125.6	5.40	145.7	6.42	151.3	6.56	153.0	6.43	156.9	6.16	160.7	5.87
	53.6	105.4	4.49	125.6	5.50	145.7	6.55	149.1	6.52	151.3	6.39	154.7	6.11	158.6	6.02
	57.2	105.4	4.58	125.6	5.60	145.3	6.62	147.4	6.49	149.1	6.35	153.0	6.30	156.9	6.37
	60.8	105.4	4.66	125.6	5.72	143.6	6.60	145.3	6.55	147.0	6.57	150.9	6.64	154.7	6.70
	64.4	105.4	4.75	125.6	5.84	141.4	6.84	143.1	6.88	145.3	6.92	149.1	6.98	153.0	7.05
	68	105.4	4.85	125.6	6.21	139.3	7.18	141.4	7.22	143.1	7.26	147.0	7.32	150.9	7.40
	69.8	105.4	4.98	125.6	6.43	138.4	7.35	140.6	7.39	142.3	7.42	146.1	7.50	150.0	7.57
	73.4	105.4	5.35	125.6	6.89	136.7	7.68	138.4	7.72	140.1	7.76	144.0	7.84	147.9	7.91
	77	105.4	5.71	125.6	7.39	134.6	8.02	136.7	8.06	138.4	8.11	142.3	8.19	146.1	8.26
	80.6	105.4	6.09	125.6	7.90	132.9	7.06	134.6	8.41	136.3	8.44	140.1	8.53	144.0	8.62
	84.2	105.4	6.51	125.6	8.44	130.7	8.69	132.4	8.74	134.6	8.79	138.4	8.88	142.3	8.97
	87.8	105.4	6.95	125.1	8.93	128.6	9.04	130.7	1.34	132.4	9.13	136.3	9.23	140.1	9.33
	91.4	105.4	7.40	123.0	9.27	126.9	9.36	128.6	9.43	130.7	9.48	134.6	9.58	138.0	9.70
	95	105.4	7.89	120.9	9.61	124.7	9.72	126.9	9.77	128.6	9.83	132.4	9.94	136.3	10.04
98.6	105.4	8.39	119.1	9.95	123.0	10.07	124.7	10.12	126.9	10.19	130.3	10.30	134.1	10.42	
102.2	105.4	8.93	117.0	10.29	120.9	10.41	123.0	10.47	124.7	10.54	128.6	10.65	132.4	10.78	
120%	50	97.3	4.03	115.7	4.92	134.6	5.85	144.0	6.33	150.9	6.60	154.3	6.34	157.7	6.09
	53.6	97.3	4.11	115.7	5.01	134.6	5.96	144.0	6.44	148.7	6.56	152.1	6.31	155.6	6.06
	57.2	97.3	4.18	115.7	5.11	134.6	6.08	144.0	6.57	146.6	6.52	150.4	6.27	153.9	6.31
	60.8	97.3	4.26	115.7	5.22	134.6	6.20	143.1	6.62	144.9	6.53	148.3	6.60	151.7	6.65
	64.4	97.3	4.34	115.7	5.32	134.6	6.42	141.0	6.84	142.7	6.87	146.1	6.93	150.0	7.00
	68	97.3	4.43	115.7	5.53	134.6	6.89	139.3	7.18	141.0	7.20	144.4	7.27	147.9	7.33
	69.8	97.3	4.47	115.7	5.72	134.6	7.14	138.0	7.35	139.7	7.37	143.6	7.44	147.0	7.51
	73.4	97.3	4.78	115.7	6.13	134.6	7.64	136.3	7.67	138.0	7.71	141.4	7.79	144.9	7.85
	77	97.3	5.10	115.7	6.56	132.4	7.98	134.1	8.00	135.9	8.04	139.7	8.12	143.1	8.20
	80.6	97.3	5.45	115.7	7.01	130.7	8.30	132.4	8.35	134.1	8.39	137.6	8.47	141.0	8.55
	84.2	97.3	5.81	115.7	7.49	128.6	8.64	130.3	8.69	132.0	8.73	135.4	8.82	139.3	8.90
	87.8	97.3	6.20	115.7	7.99	126.9	8.99	128.6	9.02	130.3	9.08	133.7	9.17	137.1	9.26
	91.4	97.3	6.60	115.7	8.53	124.7	9.32	126.4	9.37	128.1	9.41	131.6	9.52	135.0	9.61
	95	97.3	7.02	115.7	9.09	122.6	9.66	124.3	9.71	126.4	9.76	129.9	9.86	133.3	9.97
98.6	97.3	7.48	115.7	9.68	120.9	10.01	122.6	10.06	124.3	10.11	127.7	10.21	131.1	10.33	
102.2	97.3	7.95	115.3	10.23	118.7	10.34	120.4	10.41	122.1	10.46	126.0	10.57	129.4	10.68	

Combination	Outdoor air temp (°F DB)	Indoor air temp													
		57.2 °F WB		60.8 °F WB		64.4 °F WB		66.2 °F WB		68 °F WB		71.6 °F WB		75.2 °F WB	
		68 °F DB		73.4 °F DB		78.8 °F DB		80.6 °F DB		82.4 °F DB		86 °F DB		89.6 °F DB	
		TC	PI	TC	PI	TC	PI	TC	PI	TC	PI	TC	PI	TC	PI
		kBtu/h	kW	kBtu/h	kW	kBtu/h	kW	kBtu/h	kW	kBtu/h	kW	kBtu/h	kW	kBtu/h	kW
110%	50	89.1	3.65	106.3	4.45	123.4	5.29	132.0	5.72	140.6	6.16	151.3	6.53	154.7	6.31
	53.6	89.1	3.73	106.3	4.54	123.4	5.40	132.0	5.84	140.6	6.27	149.6	6.51	152.6	6.27
	57.2	89.1	3.80	106.3	4.62	123.4	5.50	132.0	5.94	140.6	6.39	147.4	6.51	150.9	6.26
	60.8	89.1	3.86	106.3	4.71	123.4	5.60	132.0	6.06	140.6	6.52	145.7	6.55	148.7	6.61
	64.4	89.1	3.94	106.3	4.80	123.4	5.72	132.0	6.22	140.6	6.83	143.6	6.88	147.0	6.95
	68	89.1	4.02	106.3	4.91	123.4	6.06	132.0	6.69	138.4	7.17	141.9	7.22	144.9	7.28
	69.8	89.1	4.05	106.3	5.05	123.4	6.27	132.0	6.93	137.6	7.33	140.6	7.39	144.0	7.45
	73.4	89.1	4.25	106.3	5.41	123.4	6.73	132.0	7.44	135.4	7.66	138.9	7.73	141.9	7.80
	77	89.1	4.52	106.3	5.78	123.4	7.19	132.0	7.97	133.7	7.99	136.7	8.07	140.1	8.13
	80.6	89.1	4.83	106.3	6.18	123.4	7.69	129.9	8.30	131.6	8.33	135.0	8.41	138.0	8.48
	84.2	89.1	5.15	106.3	6.60	123.4	8.22	128.1	8.64	129.9	8.68	132.9	8.75	136.3	8.83
	87.8	89.1	5.49	106.3	7.04	123.4	8.78	126.0	8.97	127.7	9.01	131.1	9.09	134.1	9.18
	91.4	89.1	5.84	106.3	7.50	122.6	9.26	124.3	9.31	126.0	9.35	129.0	9.44	132.4	9.53
	95	89.1	6.21	106.3	7.99	120.9	9.59	122.1	9.64	123.9	9.70	126.9	9.79	130.3	9.88
	98.6	89.1	6.61	106.3	8.51	118.7	9.94	120.4	9.98	121.7	10.03	125.1	10.14	128.1	10.23
102.2	89.1	7.02	106.3	9.06	116.6	10.28	118.3	10.33	120.0	10.38	123.0	10.48	126.4	10.59	

Combination	Outdoor air temp (°F DB)	Indoor air temp													
		57.2 °F WB		60.8 °F WB		64.4 °F WB		66.2 °F WB		68 °F WB		71.6 °F WB		75.2 °F WB	
		68 °F DB		73.4 °F DB		78.8 °F DB		80.6 °F DB		82.4 °F DB		86 °F DB		89.6 °F DB	
		TC	PI	TC	PI	TC	PI	TC	PI	TC	PI	TC	PI	TC	PI
		kBtu/h	kW	kBtu/h	kW	kBtu/h	kW	kBtu/h	kW	kBtu/h	kW	kBtu/h	kW	kBtu/h	kW
100%	50	81.0	3.31	96.4	4.02	112.3	4.75	120.0	5.13	127.7	5.54	143.5	6.27	151.7	6.51
	53.6	81.0	3.35	96.4	4.07	112.3	4.81	120.0	5.20	127.7	5.65	143.5	6.38	149.5	6.46
	57.2	81.0	3.41	96.4	4.14	112.3	4.90	120.0	5.29	127.7	5.75	143.5	6.49	147.8	6.41
	60.8	81.0	3.48	96.4	4.23	112.3	5.01	120.0	5.41	127.7	5.88	143.0	6.63	145.7	6.55
	64.4	81.0	3.56	96.4	4.33	112.3	5.10	120.0	5.51	127.7	5.99	141.0	6.76	144.0	6.86
	68	81.0	3.62	96.4	4.39	112.3	5.27	120.0	5.81	127.7	6.37	138.8	7.12	141.8	7.22
	69.8	81.0	3.65	96.4	4.44	112.3	5.45	120.0	6.00	127.7	6.59	138.0	7.36	141.0	7.43
	73.4	81.0	3.75	96.4	4.74	112.3	5.86	120.0	6.46	127.7	7.09	136.3	7.79	138.8	7.86
	77	81.0	3.99	96.4	5.04	112.3	6.24	120.0	6.87	127.7	7.58	134.1	8.07	137.2	8.14
	80.6	81.0	4.26	96.4	5.39	112.3	6.69	120.0	7.37	127.7	8.13	132.0	8.35	135.0	8.43
	84.2	81.0	4.51	96.4	5.76	112.3	7.16	120.0	7.88	127.3	8.62	130.2	8.76	133.2	8.84
	87.8	81.0	4.80	96.4	6.13	112.3	7.63	120.0	8.49	125.7	8.97	127.2	9.11	131.1	9.19
	91.4	81.0	5.10	96.4	6.53	112.3	8.13	120.0	8.99	123.4	9.29	126.6	9.37	129.4	9.46
	95	81.0	5.43	96.4	6.95	112.3	8.67	120.0	9.58	121.3	9.63	124.2	9.71	127.2	9.80
	98.6	81.0	5.78	96.4	7.41	112.3	9.23	117.9	9.92	119.8	9.97	122.4	10.04	125.4	10.14
102.2	81.0	6.16	96.4	7.89	112.3	9.83	116.3	10.25	116.9	10.30	120.8	10.38	122.4	10.47	

GMV5 HR HEAT RECOVERY VRF Units Technical Sales Guide

Combination	Outdoor air temp (°F DB)	Indoor air temp													
		57.2 °F WB		60.8 °F WB		64.4 °F WB		66.2 °F WB		68 °F WB		71.6 °F WB		75.2 °F WB	
		68 °F DB		73.4 °F DB		78.8 °F DB		80.6 °F DB		82.4 °F DB		86 °F DB		89.6 °F DB	
		TC	PI	TC	PI	TC	PI	TC	PI	TC	PI	TC	PI	TC	PI
		kBtu/h	kW	kBtu/h	kW	kBtu/h	kW	kBtu/h	kW	kBtu/h	kW	kBtu/h	kW	kBtu/h	kW
90%	50	72.9	2.88	86.8	3.46	101.1	4.06	108.0	4.57	114.9	4.86	129.2	5.57	143.1	6.32
	53.6	72.9	2.92	86.8	3.51	101.1	4.11	108.0	4.63	114.9	4.96	129.2	5.67	143.1	6.40
	57.2	72.9	2.97	86.8	3.57	101.1	4.18	108.0	4.70	114.9	5.04	129.2	5.77	143.1	6.50
	60.8	72.9	3.04	86.8	3.65	101.1	4.27	108.0	4.81	114.9	5.16	129.2	5.90	142.7	6.63
	64.4	72.9	3.11	86.8	3.73	101.1	4.36	108.0	4.90	114.9	5.26	129.2	6.04	141.4	6.87
	68	72.9	3.15	86.8	3.79	101.1	4.50	108.0	5.00	114.9	5.48	129.2	6.48	138.9	7.15
	69.8	72.9	3.19	86.8	3.83	101.1	4.65	108.0	5.17	114.9	5.66	129.2	6.71	138.0	7.32
	73.4	72.9	3.27	86.8	4.09	101.1	5.01	108.0	5.55	114.9	6.06	129.2	7.20	135.9	7.69
	77	72.9	3.48	86.8	4.35	101.1	5.32	108.0	5.93	114.9	6.49	129.2	7.70	134.1	8.00
	80.6	72.9	3.71	86.8	4.65	101.1	5.71	108.0	6.33	114.9	6.94	129.2	8.22	132.0	8.36
	84.2	72.9	3.94	86.8	4.97	101.1	6.11	108.0	6.76	114.9	7.41	127.7	8.62	130.3	8.69
	87.8	72.9	4.19	86.8	5.29	101.1	6.51	108.0	7.21	114.9	7.91	125.6	8.93	128.1	9.05
	91.4	72.9	4.45	86.8	5.63	101.1	6.95	108.0	7.67	114.9	8.41	123.9	9.29	126.4	9.38
	95	72.9	4.74	86.8	6.00	101.1	7.40	108.0	8.18	114.9	9.00	121.7	9.63	124.3	9.72
	98.6	72.9	5.05	86.8	6.39	101.1	7.89	106.1	8.48	114.9	9.63	119.6	9.98	122.6	9.95
102.2	72.9	5.37	86.8	6.80	101.1	8.40	104.6	8.76	114.9	10.21	117.9	10.35	120.4	10.32	

Combination	Outdoor air temp (°F DB)	Indoor air temp													
		57.2 °F WB		60.8 °F WB		64.4 °F WB		66.2 °F WB		68 °F WB		71.6 °F WB		75.2 °F WB	
		68 °F DB		73.4 °F DB		78.8 °F DB		80.6 °F DB		82.4 °F DB		86 °F DB		89.6 °F DB	
		TC	PI	TC	PI	TC	PI	TC	PI	TC	PI	TC	PI	TC	PI
		kBtu/h	kW	kBtu/h	kW	kBtu/h	kW	kBtu/h	kW	kBtu/h	kW	kBtu/h	kW	kBtu/h	kW
80%	50	64.8	2.62	77.1	3.14	89.8	3.69	96.0	3.98	102.2	4.26	114.8	4.86	127.3	5.65
	53.6	64.8	2.66	77.1	3.19	89.8	3.76	96.0	4.05	102.2	4.34	114.8	4.95	127.3	5.60
	57.2	64.8	2.71	77.1	3.25	89.8	3.82	96.0	4.12	102.2	4.42	114.8	5.03	127.3	5.73
	60.8	64.8	2.75	77.1	3.31	89.8	3.90	96.0	4.20	102.2	4.49	114.8	5.15	127.3	5.94
	64.4	64.8	2.80	77.1	3.37	89.8	3.99	96.0	4.29	102.2	4.57	114.8	5.26	127.3	6.35
	68	64.8	2.85	77.1	3.43	89.8	4.05	96.0	4.36	102.2	4.68	114.8	5.45	127.3	6.58
	69.8	64.8	2.88	77.1	3.46	89.8	4.09	96.0	4.42	102.2	4.78	114.8	5.65	127.3	7.05
	73.4	64.8	2.93	77.1	3.54	89.8	4.29	96.0	4.70	102.2	5.11	114.8	6.05	127.3	7.54
	77	64.8	3.02	77.1	3.76	89.8	4.58	96.0	5.02	102.2	5.46	114.8	6.47	127.3	8.04
	80.6	64.8	3.21	77.1	4.00	89.8	4.88	96.0	5.36	102.2	5.86	114.8	6.91	127.3	8.33
	84.2	64.8	3.42	77.1	4.26	89.8	5.20	96.0	5.71	101.8	6.24	114.8	7.37	127.3	8.63
	87.8	64.8	3.63	77.1	4.53	89.8	5.54	96.0	6.08	101.8	6.66	114.8	7.87	125.1	8.94
	91.4	64.8	3.86	77.1	5.05	89.8	5.90	96.0	6.48	101.8	7.09	114.8	8.40	123.4	9.26
	95	64.8	4.09	77.1	5.05	89.8	6.27	96.0	6.91	101.8	7.55	114.8	8.96	121.3	9.60
	98.6	64.8	4.34	77.1	5.44	89.8	6.67	94.3	7.36	101.8	8.04	114.8	9.54	119.6	9.96
102.2	64.8	4.60	77.1	5.77	89.8	7.10	93.0	7.83	101.8	8.56	114.8	10.16	117.4	10.32	

Combination	Outdoor air temp (°F DB)	Indoor air temp													
		57.2 °F WB		60.8 °F WB		64.4 °F WB		66.2 °F WB		68 °F WB		71.6 °F WB		75.2 °F WB	
		68 °F DB		73.4 °F DB		78.8 °F DB		80.6 °F DB		82.4 °F DB		86 °F DB		89.6 °F DB	
		TC	PI	TC	PI	TC	PI	TC	PI	TC	PI	TC	PI	TC	PI
		kBtu/h	kW	kBtu/h	kW	kBtu/h	kW	kBtu/h	kW	kBtu/h	kW	kBtu/h	kW	kBtu/h	kW
70%	50	56.7	2.31	67.5	2.74	78.6	3.19	84.0	3.43	89.4	3.68	100.5	4.18	111.4	4.70
	53.6	56.7	2.34	67.5	2.78	78.6	3.25	84.0	3.50	89.4	3.74	100.5	4.26	111.4	4.79
	57.2	56.7	2.38	67.5	2.83	78.6	3.31	84.0	3.55	89.4	3.81	100.5	4.34	111.4	4.88
	60.8	56.7	2.41	67.5	2.88	78.6	3.37	84.0	3.63	89.4	3.89	100.5	4.42	111.4	4.97
	64.4	56.7	2.45	67.5	2.93	78.6	3.43	84.0	3.69	89.4	3.95	100.5	4.51	111.4	5.07
	68	56.7	2.49	67.5	2.98	78.6	3.50	84.0	3.76	89.4	4.03	100.5	4.60	111.4	5.22
	69.8	56.7	2.52	67.5	3.01	78.6	3.52	84.0	3.80	89.4	4.07	100.5	4.65	111.4	5.40
	73.4	56.7	2.56	67.5	3.06	78.6	3.60	84.0	3.92	89.4	4.27	100.5	5.00	111.4	5.78
	77	56.7	2.61	67.5	3.19	78.6	3.83	84.0	4.20	89.4	4.56	100.5	5.35	111.4	6.18
	80.6	56.7	2.76	67.5	3.40	78.6	4.09	84.0	4.47	89.4	4.87	100.5	5.71	111.4	6.61
	84.2	56.7	2.93	67.5	3.60	78.6	4.35	84.0	4.76	89.4	5.18	100.5	6.08	111.4	7.06
	87.8	56.7	3.10	67.5	3.82	78.6	4.64	84.0	5.06	89.4	5.51	100.5	6.48	111.4	7.53
	91.4	56.7	3.29	67.5	4.07	78.6	4.93	84.0	5.38	89.4	5.87	100.5	6.91	111.4	8.03
	95	56.7	3.49	67.5	4.31	78.6	5.23	84.0	5.73	89.4	6.25	100.5	7.36	111.4	8.56
98.6	56.7	3.68	67.5	4.57	78.6	5.56	82.5	6.09	89.4	6.65	100.5	7.84	111.4	9.12	
102.2	56.7	3.90	67.5	4.84	78.6	5.90	81.4	6.47	89.4	7.06	100.5	8.33	111.4	9.71	

Combination	Outdoor air temp (°F DB)	Indoor air temp													
		57.2 °F WB		60.8 °F WB		64.4 °F WB		66.2 °F WB		68 °F WB		71.6 °F WB		75.2 °F WB	
		68 °F DB		73.4 °F DB		78.8 °F DB		80.6 °F DB		82.4 °F DB		86 °F DB		89.6 °F DB	
		TC	PI	TC	PI	TC	PI	TC	PI	TC	PI	TC	PI	TC	PI
		kBtu/h	kW	kBtu/h	kW	kBtu/h	kW	kBtu/h	kW	kBtu/h	kW	kBtu/h	kW	kBtu/h	kW
60%	50	48.6	2.00	57.9	2.35	67.4	2.72	72.0	2.92	76.6	3.11	86.1	3.52	95.6	3.95
	53.6	48.6	2.04	57.9	2.39	67.4	2.78	72.0	2.97	76.6	3.16	86.1	3.59	95.6	4.02
	57.2	48.6	2.07	57.9	2.43	67.4	2.81	72.0	3.02	76.6	3.23	86.1	3.65	95.6	4.09
	60.8	48.6	2.09	57.9	2.47	67.4	2.87	72.0	3.07	76.6	3.28	86.1	3.72	95.6	4.17
	64.4	48.6	2.13	57.9	2.50	67.4	2.92	72.0	3.12	76.6	3.34	86.1	3.78	95.6	4.25
	68	48.6	2.16	57.9	2.56	67.4	2.97	72.0	3.19	76.6	3.41	86.1	3.86	95.6	4.34
	69.8	48.6	2.18	57.9	2.57	67.4	3.00	72.0	3.21	76.6	3.43	86.1	3.90	95.6	4.38
	73.4	48.6	2.21	57.9	2.62	67.4	3.05	72.0	3.28	76.6	3.50	86.1	4.05	95.6	4.66
	77	48.6	2.25	57.9	2.67	67.4	3.16	72.0	3.43	76.6	3.72	86.1	4.33	95.6	4.97
	80.6	48.6	2.34	57.9	2.83	67.4	3.37	72.0	3.67	76.6	3.96	86.1	4.61	95.6	5.31
	84.2	48.6	2.47	57.9	3.00	67.4	3.59	72.0	3.90	76.6	4.22	86.1	4.92	95.6	5.67
	87.8	48.6	2.62	57.9	3.19	67.4	3.81	72.0	4.14	76.6	4.49	86.1	5.23	95.6	6.03
	91.4	48.6	2.76	57.9	3.37	67.4	4.04	72.0	4.40	76.6	4.78	86.1	5.56	95.6	6.43
	95	48.6	2.93	57.9	3.58	67.4	4.29	72.0	4.67	76.6	5.07	86.1	5.93	95.6	6.84
98.6	48.6	3.10	57.9	3.78	67.4	4.54	70.7	4.96	76.6	5.38	86.1	6.30	95.6	7.28	
102.2	48.6	3.27	57.9	4.00	67.4	4.82	69.8	5.25	76.6	5.72	86.1	6.69	95.6	7.75	

GMV5 HR HEAT RECOVERY VRF Units Technical Sales Guide

Combination	Outdoor air temp (°F DB)	Indoor air temp													
		57.2 °F WB		60.8 °F WB		64.4 °F WB		66.2 °F WB		68 °F WB		71.6 °F WB		75.2 °F WB	
		68 °F DB		73.4 °F DB		78.8 °F DB		80.6 °F DB		82.4 °F DB		86 °F DB		89.6 °F DB	
		TC	PI	TC	PI	TC	PI	TC	PI	TC	PI	TC	PI	TC	PI
		kBtu/h	kW	kBtu/h	kW	kBtu/h	kW	kBtu/h	kW	kBtu/h	kW	kBtu/h	kW	kBtu/h	kW
50%	50	40.5	1.73	48.2	2.00	56.1	2.29	60.0	2.44	63.9	2.58	71.8	2.90	79.7	3.24
	53.6	40.5	1.74	48.2	2.03	56.1	2.32	60.0	2.47	63.9	2.63	71.8	2.96	79.7	3.29
	57.2	40.5	1.77	48.2	2.05	56.1	2.35	60.0	2.52	63.9	2.67	71.8	3.01	79.7	3.36
	60.8	40.5	1.79	48.2	2.08	56.1	2.39	60.0	2.56	63.9	2.71	71.8	3.06	79.7	3.41
	64.4	40.5	1.82	48.2	2.12	56.1	2.43	60.0	2.60	63.9	2.76	71.8	3.11	79.7	3.47
	68	40.5	1.85	48.2	2.14	56.1	2.47	60.0	2.65	63.9	2.81	71.8	3.18	79.7	3.54
	69.8	40.5	1.86	48.2	2.17	56.1	2.49	60.0	2.66	63.9	2.84	71.8	3.20	79.7	3.58
	73.4	40.5	1.89	48.2	2.19	56.1	2.53	60.0	2.71	63.9	2.89	71.8	3.25	79.7	3.65
	77	40.5	1.91	48.2	2.23	56.1	2.58	60.0	2.76	63.9	2.98	71.8	3.42	79.7	3.90
	80.6	40.5	1.95	48.2	2.32	56.1	2.72	60.0	2.94	63.9	3.16	71.8	3.64	79.7	4.16
	84.2	40.5	2.05	48.2	2.45	56.1	2.89	60.0	3.12	63.6	3.37	71.8	3.87	79.7	4.43
	87.8	40.5	2.17	48.2	2.60	56.1	3.09	60.0	3.32	63.6	3.58	71.8	4.12	79.7	4.71
	91.4	40.5	2.30	48.2	2.75	56.1	3.25	60.0	3.51	63.6	3.80	71.8	4.38	79.7	5.01
	95	40.5	2.43	48.2	2.90	56.1	3.43	60.0	3.72	63.6	4.02	71.8	4.65	79.7	5.32
98.6	40.5	2.56	48.2	3.07	56.1	3.64	58.9	3.94	63.6	4.26	71.8	4.93	79.7	5.66	
102.2	40.5	2.70	48.2	3.24	56.1	3.85	58.1	4.17	63.6	4.52	71.8	5.23	79.7	6.00	

GMV-Q144WM/B1-F(U)

TC—Total capacity of outdoor unit; PI—Power input of outdoor unit

Combination	Outdoor air temp (°F DB)	Indoor air temp													
		57.2 °F WB		60.8 °F WB		64.4 °F WB		66.2 °F WB		68 °F WB		71.6 °F WB		75.2 °F WB	
		68 °F DB		73.4 °F DB		78.8 °F DB		80.6 °F DB		82.4 °F DB		86 °F DB		89.6 °F DB	
		TC	PI	TC	PI	TC	PI	TC	PI	TC	PI	TC	PI	TC	PI
		kBtu/h	kW	kBtu/h	kW	kBtu/h	kW	kBtu/h	kW	kBtu/h	kW	kBtu/h	kW	kBtu/h	kW
130%	50	126.5	5.96	150.7	7.28	174.9	8.66	181.5	8.85	183.6	8.68	188.2	8.31	192.9	7.93
	53.6	126.5	6.06	150.7	7.42	174.9	8.83	179.0	8.80	181.5	8.63	185.7	8.24	190.3	8.12
	57.2	126.5	6.19	150.7	7.56	174.3	8.94	176.9	8.77	179.0	8.57	183.6	8.50	188.2	8.59
	60.8	126.5	6.29	150.7	7.72	172.3	8.90	174.3	8.83	176.4	8.87	181.0	8.96	185.7	9.04
	64.4	126.5	6.41	150.7	7.88	169.7	9.24	171.8	9.29	174.3	9.34	179.0	9.43	183.6	9.51
	68	126.5	6.55	150.7	8.38	167.1	9.69	169.7	9.74	171.8	9.79	176.4	9.88	181.0	9.99
	69.8	126.5	6.73	150.7	8.68	166.1	9.92	168.7	9.97	170.7	10.02	175.4	10.12	180.0	10.21
	73.4	126.5	7.21	150.7	9.31	164.1	10.37	166.1	10.42	168.2	10.47	172.8	10.58	177.4	10.68
	77	126.5	7.70	150.7	9.97	161.5	10.82	164.1	10.87	166.1	10.94	170.7	11.05	175.4	11.15
	80.6	126.5	8.23	150.7	10.66	159.4	9.53	161.5	11.34	163.5	11.40	168.2	11.52	172.8	11.64
	84.2	126.5	8.78	150.7	11.40	156.9	11.73	158.9	11.80	161.5	11.87	166.1	11.99	170.7	12.11
	87.8	126.5	9.38	150.2	12.06	154.3	12.20	156.9	1.81	158.9	12.32	163.5	12.46	168.2	12.60
	91.4	126.5	9.99	147.6	12.51	152.2	12.63	154.3	12.72	156.9	12.79	161.5	12.93	165.6	13.09
	95	126.5	10.65	145.0	12.96	149.7	13.12	152.2	13.19	154.3	13.26	158.9	13.42	163.5	13.56
98.6	126.5	11.33	143.0	13.44	147.6	13.59	149.7	13.66	152.2	13.75	156.3	13.91	161.0	14.06	
102.2	126.5	12.06	140.4	13.89	145.0	14.05	147.6	14.13	149.7	14.22	154.3	14.38	158.9	14.55	

Combination	Outdoor air temp (°F DB)	Indoor air temp													
		57.2 °F WB		60.8 °F WB		64.4 °F WB		66.2 °F WB		68 °F WB		71.6 °F WB		75.2 °F WB	
		68 °F DB		73.4 °F DB		78.8 °F DB		80.6 °F DB		82.4 °F DB		86 °F DB		89.6 °F DB	
		TC	PI	TC	PI	TC	PI	TC	PI	TC	PI	TC	PI	TC	PI
		kBtu/h	kW	kBtu/h	kW	kBtu/h	kW	kBtu/h	kW	kBtu/h	kW	kBtu/h	kW	kBtu/h	kW
120%	50	5.44	138.9	6.64	161.5	7.89	172.8	8.54	181.0	8.90	185.1	8.56	189.3	8.23	7.93
	53.6	5.54	138.9	6.76	161.5	8.05	172.8	8.70	178.5	8.85	182.6	8.52	186.7	8.17	8.12
	57.2	5.65	138.9	6.90	161.5	8.21	172.8	8.87	175.9	8.80	180.5	8.47	184.6	8.52	8.59
	60.8	5.75	138.9	7.04	161.5	8.36	171.8	8.94	173.8	8.82	177.9	8.90	182.1	8.97	9.04
	64.4	5.86	138.9	7.18	161.5	8.66	169.2	9.24	171.3	9.27	175.4	9.36	180.0	9.44	9.51
	68	5.98	138.9	7.46	161.5	9.31	167.1	9.69	169.2	9.72	173.3	9.81	177.4	9.90	9.99
	69.8	6.03	138.9	7.72	161.5	9.64	165.6	9.92	167.7	9.95	172.3	10.04	176.4	10.14	10.21
	73.4	6.45	138.9	8.28	161.5	10.32	163.5	10.35	165.6	10.40	169.7	10.51	173.8	10.60	10.68
	77	6.88	138.9	8.85	158.9	10.77	161.0	10.80	163.0	10.86	167.7	10.96	171.8	11.07	11.15
	80.6	7.35	138.9	9.46	156.9	11.20	158.9	11.27	161.0	11.33	165.1	11.43	169.2	11.54	11.64
	84.2	7.84	138.9	10.11	154.3	11.66	156.3	11.73	158.4	11.78	162.5	11.90	167.1	12.01	12.11
	87.8	8.36	138.9	10.79	152.2	12.13	154.3	12.18	156.3	12.25	160.5	12.37	164.6	12.49	12.60
	91.4	8.90	138.9	11.52	149.7	12.58	151.7	12.65	153.8	12.70	157.9	12.84	162.0	12.96	13.09
	95	9.48	138.9	12.27	147.1	13.03	149.1	13.10	151.7	13.17	155.8	13.31	159.9	13.45	13.56
98.6	10.09	138.9	13.07	145.0	13.51	147.1	13.57	149.1	13.64	153.3	13.78	157.4	13.94	14.06	
102.2	10.73	138.3	13.80	142.5	13.96	144.5	14.05	146.6	14.12	151.2	14.27	155.3	14.41	14.55	

Combination	Outdoor air temp (°F DB)	Indoor air temp													
		57.2 °F WB		60.8 °F WB		64.4 °F WB		66.2 °F WB		68 °F WB		71.6 °F WB		75.2 °F WB	
		68 °F DB		73.4 °F DB		78.8 °F DB		80.6 °F DB		82.4 °F DB		86 °F DB		89.6 °F DB	
		TC	PI	TC	PI	TC	PI	TC	PI	TC	PI	TC	PI	TC	PI
		kBtu/h	kW	kBtu/h	kW	kBtu/h	kW	kBtu/h	kW	kBtu/h	kW	kBtu/h	kW	kBtu/h	kW
110%	50	107.0	4.93	127.5	6.01	148.1	7.14	158.4	7.72	168.7	8.31	181.5	8.82	185.7	8.52
	53.6	107.0	5.04	127.5	6.13	148.1	7.28	158.4	7.88	168.7	8.47	179.5	8.78	183.1	8.47
	57.2	107.0	5.12	127.5	6.24	148.1	7.42	158.4	8.02	168.7	8.63	176.9	8.78	181.0	8.45
	60.8	107.0	5.21	127.5	6.36	148.1	7.56	158.4	8.17	168.7	8.80	174.9	8.83	178.5	8.92
	64.4	107.0	5.31	127.5	6.48	148.1	7.72	158.4	8.40	168.7	9.22	172.3	9.29	176.4	9.38
	68	107.0	5.42	127.5	6.62	148.1	8.17	158.4	9.03	166.1	9.67	170.2	9.74	173.8	9.83
	69.8	107.0	5.47	127.5	6.81	148.1	8.47	158.4	9.36	165.1	9.90	168.7	9.97	172.8	10.05
	73.4	107.0	5.73	127.5	7.30	148.1	9.08	158.4	10.04	162.5	10.33	166.6	10.44	170.2	10.53
	77	107.0	6.10	127.5	7.81	148.1	9.71	158.4	10.75	160.5	10.79	164.1	10.89	168.2	10.98
	80.6	107.0	6.52	127.5	8.35	148.1	10.39	155.8	11.20	157.9	11.24	162.0	11.34	165.6	11.45
	84.2	107.0	6.95	127.5	8.90	148.1	11.10	153.8	11.66	155.8	11.71	159.4	11.81	163.5	11.92
	87.8	107.0	7.41	127.5	9.50	148.1	11.85	151.2	12.11	153.3	12.16	157.4	12.27	161.0	12.39
	91.4	107.0	7.88	127.5	10.12	147.1	12.49	149.1	12.56	151.2	12.62	154.8	12.74	158.9	12.86
	95	107.0	8.38	127.5	10.79	145.0	12.95	146.6	13.02	148.6	13.09	152.2	13.21	156.3	13.33
98.6	107.0	8.92	127.5	11.48	142.5	13.42	144.5	13.47	146.1	13.54	150.2	13.68	153.8	13.80	
102.2	107.0	9.48	127.5	12.23	139.9	13.87	141.9	13.94	144.0	14.01	147.6	14.15	151.7	14.29	

GMV5 HR HEAT RECOVERY VRF Units Technical Sales Guide

Combination	Outdoor air temp (°F DB)	Indoor air temp													
		57.2 °F WB		60.8 °F WB		64.4 °F WB		66.2 °F WB		68 °F WB		71.6 °F WB		75.2 °F WB	
		68 °F DB		73.4 °F DB		78.8 °F DB		80.6 °F DB		82.4 °F DB		86 °F DB		89.6 °F DB	
		TC	PI	TC	PI	TC	PI	TC	PI	TC	PI	TC	PI	TC	PI
	kBtu/h	kW	kBtu/h	kW	kBtu/h	kW	kBtu/h	kW	kBtu/h	kW	kBtu/h	kW	kBtu/h	kW	
100%	50	97.2	4.46	115.7	5.42	134.7	6.41	144.0	6.92	153.2	7.47	172.2	8.46	182.0	8.79
	53.6	97.2	4.52	115.7	5.49	134.7	6.49	144.0	7.01	153.2	7.62	172.2	8.61	179.5	8.72
	57.2	97.2	4.60	115.7	5.59	134.7	6.61	144.0	7.14	153.2	7.76	172.2	8.75	177.4	8.65
	60.8	97.2	4.70	115.7	5.71	134.7	6.76	144.0	7.30	153.2	7.93	171.6	8.95	174.8	8.85
	64.4	97.2	4.81	115.7	5.84	134.7	6.89	144.0	7.44	153.2	8.09	169.2	9.12	172.8	9.26
	68	97.2	4.88	115.7	5.93	134.7	7.11	144.0	7.84	153.2	8.60	166.6	9.60	170.2	9.75
	69.8	97.2	4.93	115.7	5.99	134.7	7.36	144.0	8.10	153.2	8.90	165.6	9.93	169.2	10.02
	73.4	97.2	5.06	115.7	6.40	134.7	7.91	144.0	8.71	153.2	9.57	163.6	10.51	166.6	10.61
	77	97.2	5.38	115.7	6.81	134.7	8.42	144.0	9.27	153.2	10.23	161.0	10.89	164.6	10.99
	80.6	97.2	5.75	115.7	7.27	134.7	9.03	144.0	9.94	153.2	10.98	158.4	11.28	162.0	11.38
	84.2	97.2	6.09	115.7	7.77	134.7	9.66	144.0	10.64	152.7	11.63	156.2	11.82	159.8	11.93
	87.8	97.2	6.48	115.7	8.27	134.7	10.30	144.0	11.46	150.8	12.10	152.6	12.30	157.4	12.41
	91.4	97.2	6.89	115.7	8.81	134.7	10.98	144.0	12.13	148.1	12.54	151.9	12.65	155.2	12.77
	95	97.2	7.33	115.7	9.38	134.7	11.70	144.0	12.93	145.5	12.99	149.0	13.11	152.6	13.23
98.6	97.2	7.81	115.7	9.99	134.7	12.46	141.4	13.40	143.7	13.46	146.9	13.56	150.5	13.68	
102.2	97.2	8.31	115.7	10.64	134.7	13.27	139.5	13.84	140.3	13.91	145.0	14.00	146.9	14.13	

Combination	Outdoor air temp (°F DB)	Indoor air temp													
		57.2 °F WB		60.8 °F WB		64.4 °F WB		66.2 °F WB		68 °F WB		71.6 °F WB		75.2 °F WB	
		68 °F DB		73.4 °F DB		78.8 °F DB		80.6 °F DB		82.4 °F DB		86 °F DB		89.6 °F DB	
		TC	PI	TC	PI	TC	PI	TC	PI	TC	PI	TC	PI	TC	PI
	kBtu/h	kW	kBtu/h	kW	kBtu/h	kW	kBtu/h	kW	kBtu/h	kW	kBtu/h	kW	kBtu/h	kW	
90%	50	87.5	3.89	104.1	4.67	121.3	5.47	129.6	6.17	137.9	6.57	155.0	7.52	171.7	8.52
	53.6	87.5	3.94	104.1	4.74	121.3	5.55	129.6	6.25	137.9	6.69	155.0	7.65	171.7	8.64
	57.2	87.5	4.01	104.1	4.82	121.3	5.64	129.6	6.34	137.9	6.81	155.0	7.79	171.7	8.78
	60.8	87.5	4.10	104.1	4.93	121.3	5.77	129.6	6.49	137.9	6.96	155.0	7.96	171.2	8.95
	64.4	87.5	4.19	104.1	5.04	121.3	5.88	129.6	6.61	137.9	7.10	155.0	8.15	169.7	9.27
	68	87.5	4.26	104.1	5.11	121.3	6.08	129.6	6.75	137.9	7.39	155.0	8.75	166.6	9.66
	69.8	87.5	4.30	104.1	5.17	121.3	6.28	129.6	6.97	137.9	7.64	155.0	9.05	165.6	9.87
	73.4	87.5	4.41	104.1	5.52	121.3	6.76	129.6	7.50	137.9	8.19	155.0	9.72	163.0	10.38
	77	87.5	4.69	104.1	5.87	121.3	7.19	129.6	8.00	137.9	8.75	155.0	10.40	161.0	10.80
	80.6	87.5	5.01	104.1	6.27	121.3	7.71	129.6	8.54	137.9	9.37	155.0	11.10	158.4	11.28
	84.2	87.5	5.31	104.1	6.70	121.3	8.25	129.6	9.12	137.9	10.00	153.3	11.63	156.3	11.74
	87.8	87.5	5.65	104.1	7.14	121.3	8.79	129.6	9.74	137.9	10.68	150.7	12.05	153.8	12.21
	91.4	87.5	6.01	104.1	7.60	121.3	9.37	129.6	10.36	137.9	11.36	148.6	12.54	151.7	12.65
	95	87.5	6.39	104.1	8.09	121.3	9.99	129.6	11.04	137.9	12.15	146.1	13.00	149.1	13.11
98.6	87.5	6.81	104.1	8.62	121.3	10.64	127.3	11.44	137.9	13.00	143.5	13.46	147.1	13.43	
102.2	87.5	7.25	104.1	9.18	121.3	11.33	125.6	11.82	137.9	13.78	141.4	13.96	144.5	13.93	

Combination	Outdoor air temp (°F DB)	Indoor air temp													
		57.2 °F WB		60.8 °F WB		64.4 °F WB		66.2 °F WB		68 °F WB		71.6 °F WB		75.2 °F WB	
		68 °F DB		73.4 °F DB		78.8 °F DB		80.6 °F DB		82.4 °F DB		86 °F DB		89.6 °F DB	
		TC	PI	TC	PI	TC	PI	TC	PI	TC	PI	TC	PI	TC	PI
		kBtu/h	kW	kBtu/h	kW	kBtu/h	kW	kBtu/h	kW	kBtu/h	kW	kBtu/h	kW	kBtu/h	kW
80%	50	77.8	3.54	92.6	4.23	107.8	4.98	115.2	5.37	122.6	5.75	137.8	6.57	152.7	7.62
	53.6	77.8	3.59	92.6	4.30	107.8	5.07	115.2	5.47	122.6	5.86	137.8	6.68	152.7	7.56
	57.2	77.8	3.66	92.6	4.39	107.8	5.16	115.2	5.56	122.6	5.97	137.8	6.80	152.7	7.73
	60.8	77.8	3.71	92.6	4.46	107.8	5.26	115.2	5.66	122.6	6.06	137.8	6.95	152.7	8.01
	64.4	77.8	3.78	92.6	4.55	107.8	5.38	115.2	5.79	122.6	6.17	137.8	7.10	152.7	8.57
	68	77.8	3.85	92.6	4.64	107.8	5.47	115.2	5.89	122.6	6.31	137.8	7.36	152.7	8.88
	69.8	77.8	3.89	92.6	4.67	107.8	5.52	115.2	5.96	122.6	6.45	137.8	7.63	152.7	9.51
	73.4	77.8	3.96	92.6	4.77	107.8	5.79	115.2	6.34	122.6	6.90	137.8	8.16	152.7	10.17
	77	77.8	4.08	92.6	5.07	107.8	6.19	115.2	6.78	122.6	7.37	137.8	8.74	152.7	10.86
	80.6	77.8	4.34	92.6	5.40	107.8	6.59	115.2	7.23	122.6	7.90	137.8	9.32	152.7	11.24
	84.2	77.8	4.62	92.6	5.75	107.8	7.02	115.2	7.70	122.2	8.43	137.8	9.95	152.7	11.64
	87.8	77.8	4.90	92.6	6.12	107.8	7.48	115.2	8.21	122.2	8.98	137.8	10.62	150.2	12.07
	91.4	77.8	5.21	92.6	6.81	107.8	7.96	115.2	8.74	122.2	9.57	137.8	11.33	148.1	12.50
	95	77.8	5.52	92.6	6.81	107.8	8.47	115.2	9.32	122.2	10.19	137.8	12.10	145.5	12.96
	98.6	77.8	5.86	92.6	7.34	107.8	9.01	113.1	9.93	122.2	10.85	137.8	12.88	143.5	13.44
102.2	77.8	6.20	92.6	7.79	107.8	9.58	111.6	10.57	122.2	11.56	137.8	13.72	140.9	13.94	

Combination	Outdoor air temp (°F DB)	Indoor air temp													
		57.2 °F WB		60.8 °F WB		64.4 °F WB		66.2 °F WB		68 °F WB		71.6 °F WB		75.2 °F WB	
		68 °F DB		73.4 °F DB		78.8 °F DB		80.6 °F DB		82.4 °F DB		86 °F DB		89.6 °F DB	
		TC	PI	TC	PI	TC	PI	TC	PI	TC	PI	TC	PI	TC	PI
		kBtu/h	kW	kBtu/h	kW	kBtu/h	kW	kBtu/h	kW	kBtu/h	kW	kBtu/h	kW	kBtu/h	kW
70%	50	68.0	3.12	81.0	3.69	94.3	4.30	100.8	4.64	107.3	4.97	120.6	5.65	133.7	6.34
	53.6	68.0	3.15	81.0	3.75	94.3	4.39	100.8	4.72	107.3	5.05	120.6	5.75	133.7	6.47
	57.2	68.0	3.21	81.0	3.82	94.3	4.46	100.8	4.79	107.3	5.14	120.6	5.86	133.7	6.59
	60.8	68.0	3.26	81.0	3.89	94.3	4.55	100.8	4.90	107.3	5.25	120.6	5.96	133.7	6.71
	64.4	68.0	3.31	81.0	3.96	94.3	4.64	100.8	4.98	107.3	5.33	120.6	6.08	133.7	6.85
	68	68.0	3.36	81.0	4.03	94.3	4.72	100.8	5.07	107.3	5.44	120.6	6.20	133.7	7.04
	69.8	68.0	3.40	81.0	4.06	94.3	4.76	100.8	5.12	107.3	5.49	120.6	6.27	133.7	7.28
	73.4	68.0	3.45	81.0	4.13	94.3	4.86	100.8	5.30	107.3	5.77	120.6	6.74	133.7	7.81
	77	68.0	3.52	81.0	4.30	94.3	5.18	100.8	5.66	107.3	6.15	120.6	7.21	133.7	8.35
	80.6	68.0	3.73	81.0	4.58	94.3	5.52	100.8	6.03	107.3	6.57	120.6	7.70	133.7	8.92
	84.2	68.0	3.96	81.0	4.86	94.3	5.87	100.8	6.43	107.3	6.99	120.6	8.21	133.7	9.53
	87.8	68.0	4.18	81.0	5.16	94.3	6.26	100.8	6.83	107.3	7.44	120.6	8.75	133.7	10.16
	91.4	68.0	4.44	81.0	5.49	94.3	6.66	100.8	7.27	107.3	7.93	120.6	9.32	133.7	10.84
	95	68.0	4.71	81.0	5.82	94.3	7.06	100.8	7.74	107.3	8.43	120.6	9.93	133.7	11.55
	98.6	68.0	4.97	81.0	6.17	94.3	7.51	99.0	8.23	107.3	8.97	120.6	10.58	133.7	12.30
102.2	68.0	5.26	81.0	6.53	94.3	7.96	97.7	8.73	107.3	9.53	120.6	11.24	133.7	13.10	

GMV5 HR HEAT RECOVERY VRF Units Technical Sales Guide

Combination	Outdoor air temp (°F DB)	Indoor air temp													
		57.2 °F WB		60.8 °F WB		64.4 °F WB		66.2 °F WB		68 °F WB		71.6 °F WB		75.2 °F WB	
		68 °F DB		73.4 °F DB		78.8 °F DB		80.6 °F DB		82.4 °F DB		86 °F DB		89.6 °F DB	
		TC	PI	TC	PI	TC	PI	TC	PI	TC	PI	TC	PI	TC	PI
	kBtu/h	kW	kBtu/h	kW	kBtu/h	kW	kBtu/h	kW	kBtu/h	kW	kBtu/h	kW	kBtu/h	kW	
60%	50	58.3	2.70	69.4	3.17	80.8	3.68	86.4	3.94	91.9	4.20	103.3	4.76	114.7	5.33
	53.6	58.3	2.75	69.4	3.22	80.8	3.75	86.4	4.01	91.9	4.27	103.3	4.84	114.7	5.42
	57.2	58.3	2.79	69.4	3.28	80.8	3.80	86.4	4.08	91.9	4.36	103.3	4.93	114.7	5.52
	60.8	58.3	2.82	69.4	3.33	80.8	3.87	86.4	4.15	91.9	4.43	103.3	5.02	114.7	5.63
	64.4	58.3	2.88	69.4	3.38	80.8	3.94	86.4	4.22	91.9	4.51	103.3	5.11	114.7	5.73
	68	58.3	2.91	69.4	3.45	80.8	4.01	86.4	4.30	91.9	4.60	103.3	5.21	114.7	5.86
	69.8	58.3	2.94	69.4	3.47	80.8	4.04	86.4	4.34	91.9	4.64	103.3	5.26	114.7	5.91
	73.4	58.3	2.98	69.4	3.54	80.8	4.11	86.4	4.43	91.9	4.72	103.3	5.47	114.7	6.29
	77	58.3	3.03	69.4	3.61	80.8	4.27	86.4	4.64	91.9	5.02	103.3	5.84	114.7	6.71
	80.6	58.3	3.15	69.4	3.82	80.8	4.55	86.4	4.95	91.9	5.35	103.3	6.22	114.7	7.16
	84.2	58.3	3.33	69.4	4.04	80.8	4.84	86.4	5.26	91.9	5.70	103.3	6.64	114.7	7.65
	87.8	58.3	3.54	69.4	4.30	80.8	5.14	86.4	5.59	91.9	6.06	103.3	7.06	114.7	8.14
	91.4	58.3	3.73	69.4	4.55	80.8	5.45	86.4	5.94	91.9	6.45	103.3	7.51	114.7	8.68
	95	58.3	3.96	69.4	4.83	80.8	5.79	86.4	6.31	91.9	6.85	103.3	8.00	114.7	9.24
	98.6	58.3	4.18	69.4	5.11	80.8	6.13	84.9	6.69	91.9	7.27	103.3	8.50	114.7	9.83
102.2	58.3	4.41	69.4	5.40	80.8	6.50	83.7	7.09	91.9	7.72	103.3	9.03	114.7	10.46	

Combination	Outdoor air temp (°F DB)	Indoor air temp													
		57.2 °F WB		60.8 °F WB		64.4 °F WB		66.2 °F WB		68 °F WB		71.6 °F WB		75.2 °F WB	
		68 °F DB		73.4 °F DB		78.8 °F DB		80.6 °F DB		82.4 °F DB		86 °F DB		89.6 °F DB	
		TC	PI	TC	PI	TC	PI	TC	PI	TC	PI	TC	PI	TC	PI
	kBtu/h	kW	kBtu/h	kW	kBtu/h	kW	kBtu/h	kW	kBtu/h	kW	kBtu/h	kW	kBtu/h	kW	
50%	50	48.6	2.34	57.9	2.70	67.4	3.08	72.0	3.29	76.6	3.49	86.1	3.92	95.7	4.37
	53.6	48.6	2.35	57.9	2.74	67.4	3.14	72.0	3.33	76.6	3.55	86.1	3.99	95.7	4.44
	57.2	48.6	2.39	57.9	2.77	67.4	3.17	72.0	3.40	76.6	3.61	86.1	4.06	95.7	4.53
	60.8	48.6	2.42	57.9	2.81	67.4	3.22	72.0	3.45	76.6	3.66	86.1	4.13	95.7	4.60
	64.4	48.6	2.46	57.9	2.86	67.4	3.28	72.0	3.50	76.6	3.73	86.1	4.20	95.7	4.69
	68	48.6	2.49	57.9	2.89	67.4	3.33	72.0	3.57	76.6	3.80	86.1	4.29	95.7	4.77
	69.8	48.6	2.51	57.9	2.93	67.4	3.36	72.0	3.59	76.6	3.83	86.1	4.32	95.7	4.83
	73.4	48.6	2.54	57.9	2.96	67.4	3.42	72.0	3.66	76.6	3.90	86.1	4.39	95.7	4.93
	77	48.6	2.58	57.9	3.01	67.4	3.49	72.0	3.73	76.6	4.03	86.1	4.62	95.7	5.26
	80.6	48.6	2.63	57.9	3.14	67.4	3.68	72.0	3.97	76.6	4.27	86.1	4.91	95.7	5.61
	84.2	48.6	2.77	57.9	3.31	67.4	3.90	72.0	4.22	76.4	4.55	86.1	5.23	95.7	5.98
	87.8	48.6	2.93	57.9	3.50	67.4	4.16	72.0	4.48	76.4	4.83	86.1	5.56	95.7	6.36
	91.4	48.6	3.10	57.9	3.71	67.4	4.39	72.0	4.74	76.4	5.12	86.1	5.91	95.7	6.76
	95	48.6	3.28	57.9	3.92	67.4	4.64	72.0	5.02	76.4	5.42	86.1	6.27	95.7	7.18
	98.6	48.6	3.45	57.9	4.15	67.4	4.91	70.7	5.31	76.4	5.75	86.1	6.66	95.7	7.63
102.2	48.6	3.64	57.9	4.37	67.4	5.19	69.8	5.63	76.4	6.10	86.1	7.06	95.7	8.10	

GMV-Q168WM/B1-F(U)

TC—Total capacity of outdoor unit; PI—Power input of outdoor unit

Combination	Outdoor air temp (°F DB)	Indoor air temp													
		57.2 °F WB		60.8 °F WB		64.4 °F WB		66.2 °F WB		68 °F WB		71.6 °F WB		75.2 °F WB	
		68 °F DB		73.4 °F DB		78.8 °F DB		80.6 °F DB		82.4 °F DB		86 °F DB		89.6 °F DB	
		TC	PI	TC	PI	TC	PI	TC	PI	TC	PI	TC	PI	TC	PI
		kBtu/h	kW	kBtu/h	kW	kBtu/h	kW	kBtu/h	kW	kBtu/h	kW	kBtu/h	kW	kBtu/h	kW
130%	50	147.6	6.69	175.8	8.18	204.0	9.73	211.8	9.94	214.2	9.75	219.6	9.33	225.0	8.90
	53.6	147.6	6.81	175.8	8.34	204.0	9.92	208.8	9.88	211.8	9.69	216.6	9.26	222.0	9.12
	57.2	147.6	6.95	175.8	8.49	203.4	10.04	206.4	9.84	208.8	9.63	214.2	9.55	219.6	9.65
	60.8	147.6	7.06	175.8	8.67	201.0	10.00	203.4	9.92	205.8	9.96	211.2	10.06	216.6	10.16
	64.4	147.6	7.20	175.8	8.85	198.0	10.37	200.4	10.43	203.4	10.49	208.8	10.59	214.2	10.68
	68	147.6	7.36	175.8	9.41	195.0	10.88	198.0	10.94	200.4	11.00	205.8	11.10	211.2	11.21
	69.8	147.6	7.55	175.8	9.75	193.8	11.13	196.8	11.19	199.2	11.25	204.6	11.37	210.0	11.47
	73.4	147.6	8.10	175.8	10.45	191.4	11.64	193.8	11.70	196.2	11.76	201.6	11.88	207.0	12.00
	77	147.6	8.65	175.8	11.19	188.4	12.15	191.4	12.21	193.8	12.29	199.2	12.41	204.6	12.52
	80.6	147.6	9.24	175.8	11.98	186.0	10.70	188.4	12.74	190.8	12.80	196.2	12.94	201.6	13.07
	84.2	147.6	9.86	175.8	12.80	183.0	13.17	185.4	13.25	188.4	13.33	193.8	13.46	199.2	13.60
	87.8	147.6	10.53	175.2	13.54	180.0	13.70	183.0	2.04	185.4	13.84	190.8	13.99	196.2	14.15
	91.4	147.6	11.21	172.2	14.05	177.6	14.19	180.0	14.29	183.0	14.36	188.4	14.52	193.2	14.70
	95	147.6	11.96	169.2	14.56	174.6	14.74	177.6	14.81	180.0	14.89	185.4	15.07	190.8	15.22
98.6	147.6	12.72	166.8	15.09	172.2	15.26	174.6	15.34	177.6	15.44	182.4	15.62	187.8	15.79	
102.2	147.6	13.54	163.8	15.60	169.2	15.77	172.2	15.87	174.6	15.97	180.0	16.14	185.4	16.34	

Combination	Outdoor air temp (°F DB)	Indoor air temp													
		57.2 °F WB		60.8 °F WB		64.4 °F WB		66.2 °F WB		68 °F WB		71.6 °F WB		75.2 °F WB	
		68 °F DB		73.4 °F DB		78.8 °F DB		80.6 °F DB		82.4 °F DB		86 °F DB		89.6 °F DB	
		TC	PI	TC	PI	TC	PI	TC	PI	TC	PI	TC	PI	TC	PI
		kBtu/h	kW	kBtu/h	kW	kBtu/h	kW	kBtu/h	kW	kBtu/h	kW	kBtu/h	kW	kBtu/h	kW
120%	50	136.2	6.11	162.0	7.46	188.4	8.86	201.6	9.59	211.2	10.00	216.0	9.61	220.8	9.24
	53.6	136.2	6.22	162.0	7.59	188.4	9.04	201.6	9.76	208.2	9.94	213.0	9.57	217.8	9.18
	57.2	136.2	6.34	162.0	7.75	188.4	9.22	201.6	9.96	205.2	9.88	210.6	9.51	215.4	9.57
	60.8	136.2	6.46	162.0	7.91	188.4	9.39	200.4	10.04	202.8	9.90	207.6	10.00	212.4	10.08
	64.4	136.2	6.58	162.0	8.06	188.4	9.73	197.4	10.37	199.8	10.41	204.6	10.51	210.0	10.61
	68	136.2	6.71	162.0	8.38	188.4	10.45	195.0	10.88	197.4	10.92	202.2	11.02	207.0	11.12
	69.8	136.2	6.77	162.0	8.67	188.4	10.82	193.2	11.13	195.6	11.17	201.0	11.27	205.8	11.39
	73.4	136.2	7.24	162.0	9.30	188.4	11.58	190.8	11.62	193.2	11.68	198.0	11.80	202.8	11.90
	77	136.2	7.73	162.0	9.94	185.4	12.09	187.8	12.13	190.2	12.19	195.6	12.31	200.4	12.43
	80.6	136.2	8.26	162.0	10.63	183.0	12.58	185.4	12.66	187.8	12.72	192.6	12.84	197.4	12.95
	84.2	136.2	8.81	162.0	11.35	180.0	13.09	182.4	13.17	184.8	13.23	189.6	13.37	195.0	13.48
	87.8	136.2	9.39	162.0	12.11	177.6	13.62	180.0	13.68	182.4	13.76	187.2	13.89	192.0	14.03
	91.4	136.2	10.00	162.0	12.94	174.6	14.13	177.0	14.21	179.4	14.27	184.2	14.42	189.0	14.56
	95	136.2	10.65	162.0	13.78	171.6	14.64	174.0	14.72	177.0	14.79	181.8	14.95	186.6	15.11
98.6	136.2	11.33	162.0	14.68	169.2	15.17	171.6	15.24	174.0	15.32	178.8	15.48	183.6	15.66	
102.2	136.2	12.05	161.4	15.50	166.2	15.67	168.6	15.77	171.0	15.85	176.4	16.03	181.2	16.18	

GMV5 HR HEAT RECOVERY VRF Units Technical Sales Guide

Combination	Outdoor air temp (°F DB)	Indoor air temp													
		57.2 °F WB		60.8 °F WB		64.4 °F WB		66.2 °F WB		68 °F WB		71.6 °F WB		75.2 °F WB	
		68 °F DB		73.4 °F DB		78.8 °F DB		80.6 °F DB		82.4 °F DB		86 °F DB		89.6 °F DB	
		TC	PI	TC	PI	TC	PI	TC	PI	TC	PI	TC	PI	TC	PI
		kBtu/h	kW	kBtu/h	kW	kBtu/h	kW	kBtu/h	kW	kBtu/h	kW	kBtu/h	kW	kBtu/h	kW
110%	50	124.8	5.54	148.8	6.75	172.8	8.02	184.8	8.67	196.8	9.33	211.8	9.90	216.6	9.57
	53.6	124.8	5.66	148.8	6.89	172.8	8.18	184.8	8.85	196.8	9.51	209.4	9.86	213.6	9.51
	57.2	124.8	5.75	148.8	7.01	172.8	8.34	184.8	9.00	196.8	9.69	206.4	9.86	211.2	9.49
	60.8	124.8	5.85	148.8	7.14	172.8	8.49	184.8	9.18	196.8	9.88	204.0	9.92	208.2	10.02
	64.4	124.8	5.97	148.8	7.28	172.8	8.67	184.8	9.43	196.8	10.35	201.0	10.43	205.8	10.53
	68	124.8	6.09	148.8	7.44	172.8	9.18	184.8	10.14	193.8	10.86	198.6	10.94	202.8	11.04
	69.8	124.8	6.14	148.8	7.65	172.8	9.51	184.8	10.51	192.6	11.12	196.8	11.19	201.6	11.29
	73.4	124.8	6.44	148.8	8.20	172.8	10.20	184.8	11.27	189.6	11.60	194.4	11.72	198.6	11.82
	77	124.8	6.85	148.8	8.77	172.8	10.90	184.8	12.07	187.2	12.11	191.4	12.23	196.2	12.33
	80.6	124.8	7.32	148.8	9.37	172.8	11.66	181.8	12.58	184.2	12.62	189.0	12.74	193.2	12.86
	84.2	124.8	7.81	148.8	10.00	172.8	12.47	179.4	13.09	181.8	13.15	186.0	13.27	190.8	13.39
	87.8	124.8	8.32	148.8	10.67	172.8	13.31	176.4	13.60	178.8	13.66	183.6	13.78	187.8	13.91
	91.4	124.8	8.85	148.8	11.37	171.6	14.03	174.0	14.11	176.4	14.17	180.6	14.30	185.4	14.44
	95	124.8	9.41	148.8	12.11	169.2	14.54	171.0	14.62	173.4	14.70	177.6	14.83	182.4	14.97
	98.6	124.8	10.02	148.8	12.90	166.2	15.07	168.6	15.13	170.4	15.21	175.2	15.36	179.4	15.50
102.2	124.8	10.65	148.8	13.74	163.2	15.58	165.6	15.66	168.0	15.73	172.2	15.89	177.0	16.05	

Combination	Outdoor air temp (°F DB)	Indoor air temp													
		57.2 °F WB		60.8 °F WB		64.4 °F WB		66.2 °F WB		68 °F WB		71.6 °F WB		75.2 °F WB	
		68 °F DB		73.4 °F DB		78.8 °F DB		80.6 °F DB		82.4 °F DB		86 °F DB		89.6 °F DB	
		TC	PI	TC	PI	TC	PI	TC	PI	TC	PI	TC	PI	TC	PI
		kBtu/h	kW	kBtu/h	kW	kBtu/h	kW	kBtu/h	kW	kBtu/h	kW	kBtu/h	kW	kBtu/h	kW
100%	50	113.4	5.01	135.0	6.09	157.2	7.20	168.0	7.77	178.8	8.39	200.9	9.50	212.4	9.87
	53.6	113.4	5.08	135.0	6.17	157.2	7.29	168.0	7.88	178.8	8.56	200.9	9.66	209.4	9.79
	57.2	113.4	5.16	135.0	6.27	157.2	7.42	168.0	8.02	178.8	8.71	200.9	9.83	207.0	9.72
	60.8	113.4	5.28	135.0	6.41	157.2	7.59	168.0	8.20	178.8	8.91	200.3	10.05	204.0	9.93
	64.4	113.4	5.40	135.0	6.56	157.2	7.73	168.0	8.36	178.8	9.08	197.4	10.25	201.6	10.40
	68	113.4	5.48	135.0	6.66	157.2	7.99	168.0	8.80	178.8	9.66	194.4	10.79	198.6	10.95
	69.8	113.4	5.54	135.0	6.73	157.2	8.26	168.0	9.10	178.8	9.99	193.2	11.15	197.4	11.25
	73.4	113.4	5.68	135.0	7.19	157.2	8.88	168.0	9.78	178.8	10.74	190.8	11.80	194.4	11.91
	77	113.4	6.04	135.0	7.64	157.2	9.45	168.0	10.41	178.8	11.49	187.8	12.23	192.0	12.34
	80.6	113.4	6.45	135.0	8.17	157.2	10.14	168.0	11.17	178.8	12.33	184.8	12.66	189.0	12.78
	84.2	113.4	6.84	135.0	8.73	157.2	10.85	168.0	11.94	178.2	13.06	182.3	13.27	186.5	13.39
	87.8	113.4	7.27	135.0	9.29	157.2	11.56	168.0	12.87	176.0	13.59	178.1	13.81	183.6	13.94
	91.4	113.4	7.74	135.0	9.90	157.2	12.33	168.0	13.62	172.8	14.08	177.2	14.21	181.1	14.34
	95	113.4	8.23	135.0	10.54	157.2	13.14	168.0	14.52	169.8	14.59	173.9	14.72	178.1	14.86
	98.6	113.4	8.77	135.0	11.22	157.2	13.99	165.0	15.04	167.7	15.12	171.4	15.22	175.6	15.36
102.2	113.4	9.34	135.0	11.95	157.2	14.90	162.8	15.54	163.6	15.62	169.2	15.73	171.4	15.87	

Combination	Outdoor air temp (°F DB)	Indoor air temp													
		57.2 °F WB		60.8 °F WB		64.4 °F WB		66.2 °F WB		68 °F WB		71.6 °F WB		75.2 °F WB	
		68 °F DB		73.4 °F DB		78.8 °F DB		80.6 °F DB		82.4 °F DB		86 °F DB		89.6 °F DB	
		TC	PI	TC	PI	TC	PI	TC	PI	TC	PI	TC	PI	TC	PI
	kBtu/h	kW	kBtu/h	kW	kBtu/h	kW	kBtu/h	kW	kBtu/h	kW	kBtu/h	kW	kBtu/h	kW	
90%	50	102.1	4.37	121.5	5.25	141.5	6.15	151.2	6.93	160.9	7.37	180.8	8.45	200.3	9.57
	53.6	102.1	4.43	121.5	5.32	141.5	6.23	151.2	7.02	160.9	7.52	180.8	8.59	200.3	9.70
	57.2	102.1	4.51	121.5	5.41	141.5	6.34	151.2	7.12	160.9	7.65	180.8	8.74	200.3	9.86
	60.8	102.1	4.61	121.5	5.53	141.5	6.48	151.2	7.28	160.9	7.82	180.8	8.94	199.7	10.05
	64.4	102.1	4.71	121.5	5.66	141.5	6.60	151.2	7.43	160.9	7.97	180.8	9.15	197.9	10.41
	68	102.1	4.78	121.5	5.74	141.5	6.82	151.2	7.58	160.9	8.30	180.8	9.83	194.4	10.84
	69.8	102.1	4.83	121.5	5.80	141.5	7.06	151.2	7.83	160.9	8.59	180.8	10.16	193.2	11.09
	73.4	102.1	4.95	121.5	6.20	141.5	7.59	151.2	8.42	160.9	9.19	180.8	10.92	190.2	11.66
	77	102.1	5.27	121.5	6.59	141.5	8.07	151.2	8.98	160.9	9.83	180.8	11.68	187.8	12.13
	80.6	102.1	5.63	121.5	7.04	141.5	8.66	151.2	9.59	160.9	10.53	180.8	12.46	184.8	12.66
	84.2	102.1	5.96	121.5	7.53	141.5	9.26	151.2	10.24	160.9	11.23	178.8	13.06	182.4	13.18
	87.8	102.1	6.35	121.5	8.01	141.5	9.87	151.2	10.93	160.9	11.99	175.8	13.53	179.4	13.71
	91.4	102.1	6.75	121.5	8.54	141.5	10.53	151.2	11.63	160.9	12.75	173.4	14.08	177.0	14.21
	95	102.1	7.18	121.5	9.09	141.5	11.22	151.2	12.40	160.9	13.64	170.4	14.60	174.0	14.73
	98.6	102.1	7.65	121.5	9.68	141.5	11.95	148.5	12.85	160.9	14.60	167.4	15.12	171.6	15.08
102.2	102.1	8.14	121.5	10.31	141.5	12.73	146.5	13.27	160.9	15.47	165.0	15.68	168.6	15.64	

Combination	Outdoor air temp (°F DB)	Indoor air temp													
		57.2 °F WB		60.8 °F WB		64.4 °F WB		66.2 °F WB		68 °F WB		71.6 °F WB		75.2 °F WB	
		68 °F DB		73.4 °F DB		78.8 °F DB		80.6 °F DB		82.4 °F DB		86 °F DB		89.6 °F DB	
		TC	PI	TC	PI	TC	PI	TC	PI	TC	PI	TC	PI	TC	PI
	kBtu/h	kW	kBtu/h	kW	kBtu/h	kW	kBtu/h	kW	kBtu/h	kW	kBtu/h	kW	kBtu/h	kW	
80%	50	90.7	3.97	108.0	4.76	125.8	5.60	134.4	6.03	143.0	6.45	160.7	7.37	178.2	8.56
	53.6	90.7	4.03	108.0	4.83	125.8	5.69	134.4	6.14	143.0	6.58	160.7	7.50	178.2	8.49
	57.2	90.7	4.11	108.0	4.93	125.8	5.79	134.4	6.24	143.0	6.70	160.7	7.63	178.2	8.69
	60.8	90.7	4.17	108.0	5.01	125.8	5.91	134.4	6.36	143.0	6.80	160.7	7.80	178.2	9.00
	64.4	90.7	4.25	108.0	5.11	125.8	6.04	134.4	6.50	143.0	6.93	160.7	7.98	178.2	9.63
	68	90.7	4.32	108.0	5.21	125.8	6.14	134.4	6.61	143.0	7.09	160.7	8.27	178.2	9.97
	69.8	90.7	4.36	108.0	5.24	125.8	6.20	134.4	6.69	143.0	7.25	160.7	8.57	178.2	10.68
	73.4	90.7	4.44	108.0	5.36	125.8	6.50	134.4	7.12	143.0	7.75	160.7	9.16	178.2	11.42
	77	90.7	4.58	108.0	5.69	125.8	6.95	134.4	7.61	143.0	8.27	160.7	9.81	178.2	12.19
	80.6	90.7	4.87	108.0	6.07	125.8	7.40	134.4	8.12	143.0	8.88	160.7	10.47	178.2	12.62
	84.2	90.7	5.19	108.0	6.46	125.8	7.89	134.4	8.65	142.6	9.46	160.7	11.17	178.2	13.08
	87.8	90.7	5.50	108.0	6.87	125.8	8.40	134.4	9.22	142.6	10.09	160.7	11.92	175.2	13.55
	91.4	90.7	5.85	108.0	7.65	125.8	8.94	134.4	9.82	142.6	10.74	160.7	12.73	172.8	14.04
	95	90.7	6.20	108.0	7.65	125.8	9.51	134.4	10.47	142.6	11.44	160.7	13.58	169.8	14.55
	98.6	90.7	6.58	108.0	8.24	125.8	10.12	132.0	11.15	142.6	12.19	160.7	14.47	167.4	15.09
102.2	90.7	6.97	108.0	8.75	125.8	10.76	130.2	11.87	142.6	12.98	160.7	15.41	164.4	15.65	

GMV5 HR HEAT RECOVERY VRF Units Technical Sales Guide

Combination	Outdoor air temp (°F DB)	Indoor air temp													
		57.2 °F WB		60.8 °F WB		64.4 °F WB		66.2 °F WB		68 °F WB		71.6 °F WB		75.2 °F WB	
		68 °F DB		73.4 °F DB		78.8 °F DB		80.6 °F DB		82.4 °F DB		86 °F DB		89.6 °F DB	
		TC	PI	TC	PI	TC	PI	TC	PI	TC	PI	TC	PI	TC	PI
	kBtu/h	kW	kBtu/h	kW	kBtu/h	kW	kBtu/h	kW	kBtu/h	kW	kBtu/h	kW	kBtu/h	kW	
70%	50	79.4	3.50	94.5	4.15	110.0	4.83	117.6	5.21	125.1	5.58	140.6	6.34	156.0	7.12
	53.6	79.4	3.54	94.5	4.21	110.0	4.93	117.6	5.30	125.1	5.68	140.6	6.46	156.0	7.26
	57.2	79.4	3.60	94.5	4.29	110.0	5.01	117.6	5.38	125.1	5.77	140.6	6.58	156.0	7.40
	60.8	79.4	3.66	94.5	4.36	110.0	5.11	117.6	5.50	125.1	5.89	140.6	6.69	156.0	7.53
	64.4	79.4	3.72	94.5	4.44	110.0	5.21	117.6	5.60	125.1	5.99	140.6	6.83	156.0	7.69
	68	79.4	3.78	94.5	4.52	110.0	5.30	117.6	5.69	125.1	6.11	140.6	6.97	156.0	7.91
	69.8	79.4	3.82	94.5	4.56	110.0	5.34	117.6	5.75	125.1	6.16	140.6	7.04	156.0	8.18
	73.4	79.4	3.87	94.5	4.64	110.0	5.46	117.6	5.95	125.1	6.48	140.6	7.57	156.0	8.77
	77	79.4	3.95	94.5	4.83	110.0	5.81	117.6	6.36	125.1	6.91	140.6	8.10	156.0	9.37
	80.6	79.4	4.19	94.5	5.15	110.0	6.20	117.6	6.77	125.1	7.38	140.6	8.65	156.0	10.02
	84.2	79.4	4.44	94.5	5.46	110.0	6.59	117.6	7.22	125.1	7.85	140.6	9.22	156.0	10.70
	87.8	79.4	4.70	94.5	5.79	110.0	7.03	117.6	7.67	125.1	8.36	140.6	9.82	156.0	11.41
	91.4	79.4	4.99	94.5	6.16	110.0	7.48	117.6	8.16	125.1	8.90	140.6	10.47	156.0	12.17
	95	79.4	5.28	94.5	6.54	110.0	7.93	117.6	8.69	125.1	9.47	140.6	11.15	156.0	12.97
98.6	79.4	5.58	94.5	6.93	110.0	8.43	115.5	9.24	125.1	10.08	140.6	11.88	156.0	13.82	
102.2	79.4	5.91	94.5	7.34	110.0	8.94	113.9	9.80	125.1	10.70	140.6	12.62	156.0	14.72	

Combination	Outdoor air temp (°F DB)	Indoor air temp													
		57.2 °F WB		60.8 °F WB		64.4 °F WB		66.2 °F WB		68 °F WB		71.6 °F WB		75.2 °F WB	
		68 °F DB		73.4 °F DB		78.8 °F DB		80.6 °F DB		82.4 °F DB		86 °F DB		89.6 °F DB	
		TC	PI	TC	PI	TC	PI	TC	PI	TC	PI	TC	PI	TC	PI
	kBtu/h	kW	kBtu/h	kW	kBtu/h	kW	kBtu/h	kW	kBtu/h	kW	kBtu/h	kW	kBtu/h	kW	
60%	50	68.0	3.03	81.0	3.56	94.3	4.13	100.8	4.42	107.3	4.72	120.6	5.34	133.8	5.99
	53.6	68.0	3.09	81.0	3.62	94.3	4.21	100.8	4.50	107.3	4.79	120.6	5.44	133.8	6.09
	57.2	68.0	3.13	81.0	3.68	94.3	4.27	100.8	4.58	107.3	4.89	120.6	5.54	133.8	6.20
	60.8	68.0	3.17	81.0	3.74	94.3	4.34	100.8	4.66	107.3	4.97	120.6	5.64	133.8	6.32
	64.4	68.0	3.23	81.0	3.80	94.3	4.42	100.8	4.74	107.3	5.07	120.6	5.73	133.8	6.44
	68	68.0	3.27	81.0	3.87	94.3	4.50	100.8	4.83	107.3	5.17	120.6	5.85	133.8	6.58
	69.8	68.0	3.31	81.0	3.89	94.3	4.54	100.8	4.87	107.3	5.21	120.6	5.91	133.8	6.63
	73.4	68.0	3.35	81.0	3.97	94.3	4.62	100.8	4.97	107.3	5.30	120.6	6.14	133.8	7.06
	77	68.0	3.41	81.0	4.05	94.3	4.79	100.8	5.21	107.3	5.64	120.6	6.56	133.8	7.53
	80.6	68.0	3.54	81.0	4.29	94.3	5.11	100.8	5.56	107.3	6.01	120.6	6.99	133.8	8.04
	84.2	68.0	3.74	81.0	4.54	94.3	5.44	100.8	5.91	107.3	6.40	120.6	7.46	133.8	8.59
	87.8	68.0	3.97	81.0	4.83	94.3	5.77	100.8	6.28	107.3	6.81	120.6	7.93	133.8	9.14
	91.4	68.0	4.19	81.0	5.11	94.3	6.13	100.8	6.67	107.3	7.24	120.6	8.43	133.8	9.75
	95	68.0	4.44	81.0	5.42	94.3	6.50	100.8	7.08	107.3	7.69	120.6	8.98	133.8	10.37
98.6	68.0	4.70	81.0	5.73	94.3	6.89	99.0	7.51	107.3	8.16	120.6	9.55	133.8	11.04	
102.2	68.0	4.95	81.0	6.07	94.3	7.30	97.7	7.96	107.3	8.67	120.6	10.14	133.8	11.74	

Combination	Outdoor air temp (°F DB)	Indoor air temp													
		57.2 °F WB		60.8 °F WB		64.4 °F WB		66.2 °F WB		68 °F WB		71.6 °F WB		75.2 °F WB	
		68 °F DB		73.4 °F DB		78.8 °F DB		80.6 °F DB		82.4 °F DB		86 °F DB		89.6 °F DB	
		TC	PI	TC	PI	TC	PI	TC	PI	TC	PI	TC	PI	TC	PI
		kBtu/h	kW	kBtu/h	kW	kBtu/h	kW	kBtu/h	kW	kBtu/h	kW	kBtu/h	kW	kBtu/h	kW
50%	50	56.7	2.62	67.5	3.03	78.6	3.46	84.0	3.70	89.4	3.91	100.5	4.40	111.6	4.91
	53.6	56.7	2.64	67.5	3.07	78.6	3.52	84.0	3.74	89.4	3.99	100.5	4.48	111.6	4.99
	57.2	56.7	2.68	67.5	3.11	78.6	3.56	84.0	3.82	89.4	4.05	100.5	4.56	111.6	5.09
	60.8	56.7	2.72	67.5	3.15	78.6	3.62	84.0	3.87	89.4	4.11	100.5	4.64	111.6	5.17
	64.4	56.7	2.76	67.5	3.21	78.6	3.68	84.0	3.93	89.4	4.19	100.5	4.72	111.6	5.26
	68	56.7	2.80	67.5	3.25	78.6	3.74	84.0	4.01	89.4	4.27	100.5	4.81	111.6	5.36
	69.8	56.7	2.82	67.5	3.29	78.6	3.78	84.0	4.03	89.4	4.31	100.5	4.85	111.6	5.42
	73.4	56.7	2.86	67.5	3.33	78.6	3.84	84.0	4.11	89.4	4.38	100.5	4.93	111.6	5.54
	77	56.7	2.90	67.5	3.39	78.6	3.91	84.0	4.19	89.4	4.52	100.5	5.19	111.6	5.91
	80.6	56.7	2.95	67.5	3.52	78.6	4.13	84.0	4.46	89.4	4.79	100.5	5.52	111.6	6.30
	84.2	56.7	3.11	67.5	3.72	78.6	4.38	84.0	4.74	89.1	5.11	100.5	5.87	111.6	6.71
	87.8	56.7	3.29	67.5	3.93	78.6	4.68	84.0	5.03	89.1	5.42	100.5	6.24	111.6	7.14
	91.4	56.7	3.48	67.5	4.17	78.6	4.93	84.0	5.32	89.1	5.75	100.5	6.63	111.6	7.59
	95	56.7	3.68	67.5	4.40	78.6	5.21	84.0	5.64	89.1	6.09	100.5	7.04	111.6	8.06
	98.6	56.7	3.87	67.5	4.66	78.6	5.52	82.5	5.97	89.1	6.46	100.5	7.48	111.6	8.57
102.2	56.7	4.09	67.5	4.91	78.6	5.83	81.4	6.32	89.1	6.85	100.5	7.93	111.6	9.10	

➤ GMV-Q***WM/B-F(U) Heating Capacity Correction Table for GMV5 HR VRF Unit
GMV-Q72WM/B-F(U)

TC—Total capacity of outdoor unit; PI—Power input of outdoor unit

Combination	Outdoor air temp.		Indoor air temperature											
			61		64		68		70		72		75	
	°F DB	°F WB	TC	PI	TC	PI	TC	PI	TC	PI	TC	PI	TC	PI
			kBtu/h	kW	kBtu/h	kW	kBtu/h	kW	kBtu/h	kW	kBtu/h	kW	kBtu/h	kW
130%	-3.5	-4.0	52.5	4.10	52.2	4.38	51.9	4.68	51.9	4.82	51.7	4.96	51.7	5.26
	-2.0	-2.5	53.2	4.19	53.0	4.47	53.0	4.76	52.7	4.90	52.7	5.04	52.5	5.33
	2.0	1.5	55.3	4.38	55.0	4.66	54.8	4.93	54.8	5.05	54.8	5.20	54.5	5.48
	7.0	5.0	57.6	4.59	57.3	4.85	57.1	5.11	57.1	5.24	56.8	5.38	56.8	5.64
	11.0	8.5	59.9	4.79	59.9	5.05	59.7	5.30	59.4	5.42	59.4	5.55	59.1	5.80
	14.5	12.0	62.7	5.00	62.5	5.24	62.2	5.48	62.2	5.60	62.2	5.72	62.0	5.97
	15.0	14.0	64.3	5.11	64.0	5.34	63.8	5.57	63.8	5.69	63.5	5.81	63.5	6.04
	17.0	16.0	65.6	5.20	65.3	5.42	65.3	5.66	65.1	5.77	65.1	5.88	64.8	6.12
	19.5	18.0	67.9	5.35	67.9	5.57	67.6	5.79	67.6	5.91	67.4	6.01	67.1	6.24
	23.0	22.0	71.5	5.55	71.2	5.65	71.0	5.97	71.0	6.08	70.7	6.18	70.7	6.39
	26.5	25.0	74.8	5.73	74.6	5.94	74.6	6.13	74.3	6.24	74.3	6.33	74.1	6.53
	32.0	30.5	80.7	6.01	80.7	6.20	80.5	6.38	80.5	6.47	80.2	6.57	80.2	6.75
	37.5	36.0	87.2	6.26	86.9	6.43	86.7	6.61	86.7	6.69	86.7	6.78	86.4	6.94
	41.0	40.0	91.5	6.42	91.3	6.58	91.3	6.74	91.0	6.82	91.0	6.91	90.8	7.07
	45.0	43.0	96.2	6.57	95.9	6.72	95.9	6.88	95.7	6.20	95.7	7.03	91.8	6.75
	48.0	46.0	101.1	6.70	100.8	6.85	100.8	7.00	100.5	7.07	98.5	6.93	91.8	6.34
	52.0	50.0	106.2	6.84	105.9	6.98	105.4	7.07	101.8	6.79	98.5	6.51	91.8	5.97
55.0	53.0	111.9	6.97	111.6	7.10	105.4	6.62	101.8	6.36	98.5	6.11	91.8	5.60	
59.0	57.0	117.3	7.09	112.1	6.73	105.4	6.24	101.8	6.00	98.5	5.75	91.8	5.29	

GMV5 HR HEAT RECOVERY VRF Units Technical Sales Guide

Combination	Outdoor air temp.		Indoor air temperature											
			61		64		68		70		72		75	
	°F DB	°F WB	TC	PI	TC	PI	TC	PI	TC	PI	TC	PI	TC	PI
			KBtu/h	kW	KBtu/h	kW	KBtu/h	kW	KBtu/h	kW	KBtu/h	kW	KBtu/h	kW
120%	-3.5	-4.0	52.2	4.49	51.9	4.75	51.7	5.02	51.7	5.15	51.7	5.29	51.4	5.56
	-2.0	-2.5	53.0	4.57	52.7	4.84	52.7	5.05	52.5	5.23	52.5	5.36	52.2	5.63
	2.0	1.5	55.0	4.75	54.8	5.01	54.8	5.26	54.5	5.39	54.5	5.51	54.3	5.76
	7.0	5.0	57.3	4.94	57.1	5.18	56.8	5.42	56.8	5.55	56.8	5.67	56.6	5.91
	11.0	8.5	59.7	5.13	59.7	5.36	59.4	5.60	59.4	5.72	59.1	5.83	59.1	6.06
	14.5	12.0	62.5	5.33	62.2	5.54	62.2	5.77	62.0	5.88	62.0	5.99	61.7	6.22
	15.0	14.0	64.0	5.42	63.8	5.64	63.5	5.85	63.5	5.97	63.5	6.03	63.3	6.29
	17.0	16.0	65.3	5.51	65.1	5.72	65.1	5.93	64.8	6.03	64.8	6.15	64.5	6.36
	19.5	18.0	67.6	5.65	67.6	5.85	67.4	6.06	67.4	6.16	67.1	6.26	67.1	6.46
	23.0	22.0	71.2	5.83	71.0	6.03	70.7	6.22	70.7	6.32	70.7	6.42	70.5	6.61
	26.5	25.0	74.6	6.00	74.6	6.19	74.3	6.37	74.3	6.46	74.1	6.56	74.1	6.74
	32.0	30.5	80.5	6.26	80.5	6.43	80.2	6.68	80.2	6.69	80.0	6.77	80.0	6.94
	37.5	36.0	86.9	6.49	86.7	6.65	86.7	6.81	86.4	6.89	86.4	6.97	84.6	6.93
	41.0	40.0	91.3	6.64	91.0	6.79	91.0	6.94	90.8	7.01	90.8	7.09	84.6	6.51
	45.0	43.0	95.9	6.77	95.9	6.91	95.7	7.06	94.1	6.96	91.0	6.67	84.6	6.12
	48.0	46.0	100.8	6.91	100.5	7.04	97.2	6.81	94.1	6.54	91.0	6.27	84.6	5.76
52.0	50.0	105.9	7.03	103.4	6.91	97.2	6.40	94.1	6.15	91.0	5.91	84.6	5.43	
55.0	53.0	109.8	6.96	103.4	6.48	97.2	6.00	94.1	5.78	91.0	5.55	84.6	5.11	
59.0	57.0	109.8	6.55	103.4	6.10	97.2	5.66	94.1	5.45	91.0	5.24	84.6	4.82	

Combination	Outdoor air temp.		Indoor air temperature											
			61		64		68		70		72		75	
	°F DB	°F WB	TC	PI	TC	PI	TC	PI	TC	PI	TC	PI	TC	PI
			KBtu/h	kW	KBtu/h	kW	KBtu/h	kW	KBtu/h	kW	KBtu/h	kW	KBtu/h	kW
110%	-3.5	-4.0	51.9	4.88	51.7	5.12	51.4	5.37	51.4	5.49	51.4	5.61	51.2	5.86
	-2.0	-2.5	52.7	4.96	52.7	5.20	52.5	5.44	52.5	5.56	52.2	5.68	52.2	5.92
	2.0	1.5	54.8	5.12	54.5	5.36	54.5	5.59	54.3	5.70	54.3	5.82	54.0	6.05
	7.0	5.0	57.1	5.30	56.8	5.52	56.6	5.74	56.6	5.85	56.6	5.97	56.3	6.18
	11.0	8.5	59.4	5.48	59.4	5.69	59.1	5.90	59.1	6.00	58.9	6.11	58.9	6.33
	14.5	12.0	62.2	5.65	62.0	5.85	62.0	6.06	61.7	6.16	61.7	6.26	61.7	6.46
	15.0	14.0	63.8	5.74	63.5	5.94	63.3	6.14	63.3	6.24	63.3	6.33	63.0	6.53
	17.0	16.0	65.1	5.82	64.8	6.01	64.8	6.21	64.8	6.30	64.5	6.40	64.5	6.59
	19.5	18.0	67.4	5.95	67.4	6.13	67.1	6.32	67.1	6.42	67.9	6.51	66.9	6.70
	23.0	22.0	71.0	6.12	70.7	6.30	70.5	6.47	70.5	6.56	73.8	6.65	70.2	6.83
	26.5	25.0	74.3	6.27	74.3	6.44	74.1	6.61	74.1	6.70	80.0	6.78	73.8	6.95
	32.0	30.5	80.2	6.51	80.2	6.67	80.0	6.82	80.0	6.90	83.3	6.98	77.7	6.85
	37.5	36.0	86.7	6.73	86.4	6.87	86.4	7.01	86.1	7.08	83.3	6.79	77.7	6.23
	41.0	40.0	91.0	6.85	91.0	7.00	89.2	6.93	86.1	6.65	83.3	6.39	77.7	5.86
	45.0	43.0	95.7	6.98	94.9	7.03	89.2	6.51	86.1	6.25	83.3	6.00	77.7	5.51
	48.0	46.0	100.5	7.10	94.9	6.61	89.2	6.12	86.1	5.88	83.3	5.65	77.7	5.20
52.0	50.0	100.5	6.67	94.9	6.21	89.2	5.76	86.1	5.54	83.3	5.33	77.7	4.90	
55.0	53.0	100.5	6.26	94.9	5.83	89.2	5.42	86.1	5.21	83.3	5.01	77.7	4.62	
59.0	57.0	100.5	5.90	94.9	5.50	89.2	5.11	86.1	4.92	83.3	4.74	77.7	4.37	

Combination	Outdoor air temp.		Indoor air temperature											
			61		64		68		70		72		75	
	°F DB	°F WB	TC	PI	TC	PI	TC	PI	TC	PI	TC	PI	TC	PI
100%	-3.5	-4.0	51.7	5.27	51.4	5.49	51.4	5.72	51.2	5.83	51.2	5.94	50.9	6.16
	-2.0	-2.5	52.5	5.34	52.5	5.56	52.2	5.78	52.2	5.89	51.9	6.00	51.9	6.22
	2.0	1.5	54.5	5.49	54.3	5.70	54.3	5.91	54.3	6.02	54.0	6.12	54.0	6.33
	7.0	5.0	56.8	5.65	56.6	5.85	56.6	6.06	56.3	6.16	56.3	6.26	56.1	6.46
	11.0	8.5	59.1	5.82	59.1	6.00	58.9	6.20	58.9	6.30	58.9	6.17	58.6	6.59
	14.5	12.0	62.0	5.97	61.7	6.16	61.7	6.34	61.7	6.44	61.5	6.53	61.5	6.71
	15.0	14.0	63.5	6.06	63.3	6.24	63.3	6.42	63.0	6.51	63.0	6.60	62.7	6.78
	17.0	16.0	64.8	6.12	64.8	6.30	64.5	6.48	64.5	6.57	64.3	6.66	64.3	6.83
	19.5	18.0	67.1	6.24	67.1	6.42	66.9	6.58	66.9	6.67	66.9	6.76	66.6	6.93
	23.0	22.0	70.7	6.40	70.5	6.56	70.5	6.73	70.2	6.81	70.2	6.88	70.2	7.05
	26.5	25.0	74.1	6.55	74.1	6.70	73.8	6.85	73.8	6.93	73.8	7.01	70.7	6.71
	32.0	30.5	80.0	6.76	80.0	6.90	79.7	7.04	78.4	6.93	75.9	6.64	70.7	6.10
	37.5	36.0	86.4	6.95	86.1	7.08	81.0	6.55	78.4	6.30	75.9	6.05	70.7	5.55
	41.0	40.0	90.8	7.08	86.1	6.65	81.0	6.16	78.4	5.93	75.9	5.69	70.7	5.24
	45.0	43.0	91.3	6.72	86.1	6.25	81.0	5.80	78.4	5.58	75.9	5.36	70.7	4.93
	48.0	46.0	91.3	6.31	86.1	5.88	81.0	5.46	78.4	5.26	75.9	5.05	70.7	4.66
52.0	50.0	91.3	5.94	86.1	5.54	81.0	5.15	78.4	4.96	75.9	4.77	70.7	4.40	
55.0	53.0	91.3	5.58	86.1	5.21	81.0	4.85	78.4	4.67	75.9	4.50	70.7	4.15	
59.0	57.0	91.3	5.27	86.1	4.92	81.0	4.58	78.4	4.41	75.9	4.25	70.7	3.93	

Combination	Outdoor air temp.		Indoor air temperature											
			61		64		68		70		72		75	
	°F DB	°F WB	TC	PI	TC	PI	TC	PI	TC	PI	TC	PI	TC	PI
90%	-3.5	-4.0	51.4	5.66	51.2	5.86	51.2	6.06	50.9	6.16	50.9	6.27	50.9	6.46
	-2.0	-2.5	52.2	5.72	52.2	5.93	51.9	6.12	51.9	6.22	51.9	6.32	51.7	6.52
	2.0	1.5	54.3	5.87	54.0	6.06	54.0	6.24	54.0	6.34	53.7	6.43	53.7	6.62
	7.0	5.0	56.6	6.01	56.3	6.19	56.3	6.37	56.1	6.40	56.1	6.55	56.1	6.73
	11.0	8.5	58.9	6.15	58.9	6.33	58.6	6.50	58.6	6.59	58.6	6.67	58.4	6.85
	14.5	12.0	61.7	6.30	61.7	6.46	61.5	6.63	61.5	6.72	61.5	6.80	61.2	6.97
	15.0	14.0	63.3	6.37	63.0	6.54	63.0	6.70	62.7	6.78	62.7	6.86	62.7	7.02
	17.0	16.0	64.5	6.44	64.5	6.60	64.3	6.76	64.3	6.83	64.3	6.91	63.5	6.98
	19.5	18.0	66.9	6.55	66.9	6.70	66.6	6.85	66.6	6.93	66.6	7.01	63.5	6.67
	23.0	22.0	70.5	6.69	70.2	6.83	70.2	6.98	70.2	7.05	68.1	6.83	63.5	6.27
	26.5	25.0	73.8	6.82	73.8	6.20	73.0	6.98	70.5	6.70	68.1	6.43	63.5	5.91
	32.0	30.5	80.0	7.01	77.7	6.09	73.0	6.33	70.5	6.09	68.1	5.85	63.5	5.37
	37.5	36.0	82.3	6.68	77.7	6.22	73.0	5.77	70.5	5.55	68.1	5.33	63.5	4.91
	41.0	40.0	82.3	6.28	77.7	5.85	73.0	5.44	70.5	5.23	68.1	5.03	63.5	4.63
	45.0	43.0	82.3	5.91	77.7	5.51	73.0	5.12	70.5	4.93	68.1	4.75	63.5	4.38
	48.0	46.0	82.3	5.57	77.7	5.19	73.0	4.83	70.5	4.66	68.1	4.48	63.5	4.14
52.0	50.0	82.3	5.24	77.7	4.90	73.0	4.56	70.5	4.40	68.1	4.23	63.5	3.92	
55.0	53.0	82.3	4.93	77.7	4.62	73.0	4.30	70.5	4.15	68.1	4.00	63.5	3.70	
59.0	57.0	82.3	4.66	77.7	4.36	73.0	4.08	70.5	3.92	68.1	3.79	63.5	3.51	

GMV5 HR HEAT RECOVERY VRF Units Technical Sales Guide

Combination	Outdoor air temp.		Indoor air temperature											
			61		64		68		70		72		75	
	°F DB	°F WB	TC	PI	TC	PI	TC	PI	TC	PI	TC	PI	TC	PI
			KBtu/h	kW	KBtu/h	kW	KBtu/h	kW	KBtu/h	kW	KBtu/h	kW	KBtu/h	kW
80%	-3.5	-4.0	51.2	6.06	50.9	6.23	50.9	6.41	50.9	6.50	50.7	6.59	50.7	6.76
	-2.0	-2.5	51.9	6.11	51.9	6.29	51.7	6.46	51.7	6.55	51.7	6.64	51.4	6.82
	2.0	1.5	54.0	6.24	53.7	6.40	53.7	6.58	53.7	6.66	53.7	6.74	53.5	6.91
	7.0	5.0	56.3	6.36	56.1	6.52	56.1	6.69	56.1	6.76	55.8	6.85	55.8	7.01
	11.0	8.5	58.6	6.49	58.6	6.65	58.4	6.80	58.4	6.88	58.4	6.96	56.6	6.77
	14.5	12.0	61.5	6.62	61.5	6.77	61.2	6.92	61.2	6.99	60.7	6.98	56.6	6.40
	15.0	14.0	63.0	6.69	62.7	6.83	62.7	6.98	62.7	7.05	60.7	6.77	56.6	6.21
	17.0	16.0	64.3	6.75	64.3	6.89	64.0	7.03	62.7	6.88	60.7	6.59	56.6	6.04
	19.5	18.0	66.6	6.85	66.6	6.98	64.8	6.83	62.7	6.56	60.7	6.30	56.6	5.80
	23.0	22.0	70.2	6.21	68.9	6.93	64.8	6.42	62.7	6.17	60.7	5.92	56.6	5.44
	26.5	25.0	73.0	6.25	68.9	6.52	64.8	6.04	62.7	5.84	60.7	5.58	56.6	5.14
	32.0	30.5	73.0	6.36	68.9	5.92	64.8	5.50	62.7	5.30	60.7	5.08	56.6	4.69
	37.5	36.0	73.0	5.79	68.9	5.40	64.8	5.02	62.7	4.84	60.7	4.66	56.6	4.29
	41.0	40.0	73.0	5.45	68.9	5.09	64.8	4.74	62.7	4.56	60.7	4.40	56.6	4.06
	45.0	43.0	73.0	5.14	68.9	4.81	64.8	4.47	62.7	4.32	60.7	4.16	56.6	3.84
	48.0	46.0	73.0	4.85	68.9	4.53	64.8	4.25	62.7	4.08	60.7	3.93	56.6	3.64
52.0	50.0	73.0	4.58	68.9	4.29	64.8	4.00	62.7	3.86	60.7	3.72	56.6	3.45	
55.0	53.0	73.0	4.32	68.9	4.04	64.8	3.78	62.7	3.65	60.7	3.52	56.6	3.26	
59.0	57.0	73.0	4.08	68.9	3.83	64.8	3.59	62.7	3.46	60.7	3.34	56.6	3.10	

Combination	Outdoor air temp.		Indoor air temperature											
			61		64		68		70		72		75	
	°F DB	°F WB	TC	PI	TC	PI	TC	PI	TC	PI	TC	PI	TC	PI
			KBtu/h	kW	KBtu/h	kW	KBtu/h	kW	KBtu/h	kW	KBtu/h	kW	KBtu/h	kW
70%	-3.5	-4.0	50.9	6.45	50.7	6.60	50.7	6.76	50.7	6.83	50.7	6.91	49.4	6.84
	-2.0	-2.5	51.7	6.50	51.7	6.65	51.4	6.80	51.4	6.88	51.4	6.96	49.4	6.70
	2.0	1.5	53.7	6.61	53.7	6.76	53.5	6.90	53.5	6.98	53.0	6.97	49.4	6.39
	7.0	5.0	56.1	6.72	55.8	6.86	55.8	7.01	54.8	67.16	53.0	6.62	49.4	6.07
	11.0	8.5	58.4	6.83	58.4	6.97	56.8	6.80	54.8	6.54	53.0	6.27	49.4	5.75
	14.5	12.0	61.2	6.94	60.4	6.94	56.8	6.43	54.8	6.18	53.0	5.93	49.4	5.45
	15.0	14.0	62.7	7.01	60.4	6.73	56.8	6.24	54.8	6.00	53.0	5.76	49.4	5.30
	17.0	16.0	64.0	7.04	60.4	6.55	56.8	6.07	54.8	5.84	53.0	5.61	49.4	5.16
	19.5	18.0	64.0	6.73	60.4	6.26	56.8	5.81	54.8	5.59	53.0	5.37	49.4	4.94
	23.0	22.0	64.0	6.32	60.4	5.89	56.8	5.47	54.8	5.26	53.0	5.05	49.4	4.66
	26.5	25.0	64.0	5.95	60.4	5.55	56.8	5.16	54.8	4.96	53.0	4.78	49.4	4.41
	32.0	30.5	64.0	5.42	60.4	5.08	56.8	4.71	54.8	4.53	53.0	4.37	49.4	4.04
	37.5	36.0	64.0	4.95	60.4	0.11	56.8	4.32	54.8	4.16	53.0	4.01	49.4	3.71
	41.0	40.0	64.0	4.67	60.4	4.37	56.8	4.08	54.8	3.93	53.0	3.80	49.4	3.51
	45.0	43.0	64.0	4.41	60.4	4.14	56.8	3.86	54.8	3.72	53.0	3.59	49.4	3.33
	48.0	46.0	64.0	4.17	60.4	3.91	56.8	3.65	54.8	3.53	53.0	3.40	49.4	3.16
52.0	50.0	64.0	3.95	60.4	3.70	56.8	3.46	54.8	3.34	53.0	3.23	49.4	3.00	
55.0	53.0	64.0	3.73	60.4	3.50	56.8	3.28	54.8	3.17	53.0	3.06	49.4	2.85	
59.0	57.0	64.0	3.53	60.4	3.32	56.8	3.11	54.8	3.01	53.0	2.91	49.4	2.71	

Combination	Outdoor air temp.		Indoor air temperature											
			61		64		68		70		72		75	
	°F DB	°F WB	TC	PI	TC	PI	TC	PI	TC	PI	TC	PI	TC	PI
60%	-3.5	-4.0	50.7	6.84	50.4	6.97	48.6	6.70	47.1	6.44	45.5	6.18	42.4	5.67
	-2.0	-2.5	51.4	6.88	51.4	7.01	48.6	6.56	47.1	6.30	45.5	6.05	42.4	5.55
	2.0	1.5	53.5	6.98	51.7	6.76	48.6	6.26	47.1	6.02	45.5	5.78	42.4	5.31
	7.0	5.0	54.8	6.90	51.7	6.42	48.6	5.95	47.1	5.72	45.5	5.50	42.4	5.05
	11.0	8.5	54.8	6.53	51.7	6.08	48.6	5.64	47.1	5.43	45.5	5.22	42.4	4.81
	14.5	12.0	54.8	6.17	51.7	5.75	48.6	5.34	47.1	5.14	45.5	4.94	42.4	4.56
	15.0	14.0	54.8	6.00	51.7	5.59	48.6	5.19	47.1	5.00	45.5	4.81	42.4	4.43
	17.0	16.0	54.8	5.84	51.7	5.45	48.6	5.06	47.1	4.87	45.5	4.69	42.4	4.32
	19.5	18.0	54.8	5.58	51.7	5.21	48.6	4.84	47.1	4.67	45.5	4.49	42.4	4.15
	23.0	22.0	54.8	5.26	51.7	4.91	48.6	4.57	47.1	4.41	45.5	4.24	42.4	3.92
	26.5	25.0	54.8	4.96	51.7	4.64	48.6	4.34	47.1	4.17	45.5	4.01	42.4	3.71
	32.0	30.5	54.8	4.53	51.7	4.25	48.6	3.96	47.1	3.83	45.5	3.68	42.4	3.41
	37.5	36.0	54.8	4.16	51.7	3.90	48.6	3.65	47.1	3.52	45.5	3.40	42.4	0.14
	41.0	40.0	54.8	3.93	51.7	3.69	48.6	3.45	47.1	3.34	45.5	3.22	42.4	2.99
	45.0	43.0	54.8	3.72	51.7	3.50	48.6	3.27	47.1	3.16	45.5	3.06	42.4	2.84
	48.0	46.0	54.8	3.53	51.7	3.31	48.6	3.10	47.1	3.01	45.5	2.90	42.4	2.70
52.0	50.0	54.8	3.34	51.7	3.15	48.6	2.95	47.1	2.85	45.5	2.76	42.4	2.58	
55.0	53.0	54.8	3.16	51.7	2.98	48.6	2.80	47.1	2.71	45.5	2.62	42.4	2.45	
59.0	57.0	54.8	3.01	51.7	2.83	48.6	2.67	47.1	2.58	45.5	2.50	42.4	2.34	

Combination	Outdoor air temp.		Indoor air temperature											
			61		64		68		70		72		75	
	°F DB	°F WB	TC	PI	TC	PI	TC	PI	TC	PI	TC	PI	TC	PI
50%	-3.5	-4.0	45.8	6.22	43.2	5.79	40.6	5.38	39.1	5.18	37.8	4.98	35.2	4.59
	-2.0	-2.5	45.8	6.09	43.2	5.67	40.6	5.27	39.1	5.07	37.8	4.87	35.2	4.50
	2.0	1.5	45.8	5.81	43.2	5.42	40.6	5.04	39.1	4.85	37.8	4.67	35.2	4.31
	7.0	5.0	45.8	5.53	43.2	5.16	40.6	4.80	39.1	4.62	37.8	4.45	35.2	4.11
	11.0	8.5	45.8	5.25	43.2	4.91	40.6	4.56	39.1	4.40	37.8	4.23	35.2	3.92
	14.5	12.0	45.8	4.97	43.2	4.65	40.6	4.33	39.1	4.17	37.8	4.02	35.2	3.72
	15.0	14.0	45.8	4.84	43.2	4.52	40.6	4.22	39.1	4.07	37.8	3.92	35.2	3.62
	17.0	16.0	45.8	4.72	43.2	4.41	40.6	4.11	39.1	3.97	37.8	3.83	35.2	3.54
	19.5	18.0	45.8	4.52	43.2	4.25	40.6	3.95	39.1	3.81	37.8	3.68	35.2	3.40
	23.0	22.0	45.8	4.26	43.2	4.00	40.6	3.74	39.1	3.61	37.8	3.48	35.2	3.22
	26.5	25.0	45.8	4.04	43.2	3.79	40.6	3.54	39.1	3.42	37.8	3.30	35.2	3.07
	32.0	30.5	45.8	3.71	43.2	3.48	40.6	3.26	39.1	3.15	37.8	3.04	35.2	2.83
	37.5	36.0	45.8	3.41	43.2	3.21	40.6	3.01	39.1	2.91	37.8	2.82	35.2	2.62
	41.0	40.0	45.8	3.24	43.2	3.04	40.6	2.85	39.1	2.76	37.8	2.67	35.2	2.49
	45.0	43.0	45.8	3.07	43.2	2.89	40.6	2.72	39.1	2.63	37.8	2.55	35.2	2.38
	48.0	46.0	45.8	2.92	43.2	2.75	40.6	2.58	39.1	2.51	37.8	2.43	35.2	2.27
52.0	50.0	45.8	2.77	43.2	2.61	40.6	2.46	39.1	2.39	37.8	2.31	35.2	2.16	
55.0	53.0	45.8	2.64	43.2	2.49	40.6	2.34	39.1	2.27	37.8	2.20	35.2	2.06	
59.0	57.0	45.8	2.51	43.2	2.37	40.6	2.24	39.1	2.17	37.8	2.10	35.2	1.97	

GMV5 HR HEAT RECOVERY VRF Units Technical Sales Guide

GMV-Q96WM/B-F(U)

TC—Total capacity of outdoor unit; PI—Power input of outdoor unit

Combination	Outdoor air temp.		Indoor air temperature											
			61		64		68		70		72		75	
	°F DB	°F WB	TC	PI	TC	PI	TC	PI	TC	PI	TC	PI	TC	PI
			KBtu/h	kW	KBtu/h	kW	KBtu/h	kW	KBtu/h	kW	KBtu/h	kW	KBtu/h	kW
130%	-3.5	-4.0	70.0	5.55	69.6	5.94	69.3	6.33	69.3	6.53	68.9	6.72	68.9	7.12
	-2.0	-2.5	71.0	5.67	70.6	6.06	70.6	6.45	70.3	6.64	70.3	6.82	70.0	7.21
	2.0	1.5	73.7	5.94	73.4	6.30	73.0	6.68	73.0	6.83	73.0	7.05	72.7	7.43
	7.0	5.0	76.8	6.21	76.5	6.57	76.1	6.93	76.1	7.10	75.8	7.28	75.8	7.64
	11.0	8.5	79.9	6.49	79.9	6.83	79.6	7.17	79.2	7.34	79.2	7.52	78.9	7.85
	14.5	12.0	83.7	6.77	83.3	7.10	83.0	7.43	83.0	7.59	83.0	7.75	82.6	8.08
	15.0	14.0	85.7	6.92	85.4	7.23	85.0	7.55	85.0	7.71	84.7	7.86	84.7	8.18
	17.0	16.0	87.4	7.04	87.1	7.34	87.1	7.66	86.8	7.81	86.8	7.97	86.4	8.28
	19.5	18.0	90.5	7.24	90.5	7.55	90.2	7.84	90.2	8.00	89.8	8.14	89.5	8.45
	23.0	22.0	95.3	7.52	95.0	7.65	94.6	8.09	94.6	8.23	94.3	8.36	94.3	8.65
	26.5	25.0	99.8	7.76	99.4	8.04	99.4	8.30	99.1	8.45	99.1	8.58	98.8	8.84
	32.0	30.5	107.7	8.14	107.7	8.39	107.3	8.64	107.3	8.76	107.0	8.89	107.0	9.14
	37.5	36.0	116.2	8.48	115.9	8.71	115.6	8.95	115.6	9.06	115.6	9.18	115.2	9.40
	41.0	40.0	122.1	8.69	121.7	8.91	121.7	9.13	121.4	9.24	121.4	9.35	121.0	9.57
	45.0	43.0	128.2	8.89	127.9	9.10	127.9	9.31	127.6	8.39	127.6	9.52	122.4	9.14
	48.0	46.0	134.8	9.08	134.4	9.28	134.4	9.48	134.1	9.58	131.3	9.38	122.4	8.59
52.0	50.0	141.6	9.26	141.3	9.45	140.6	9.57	135.8	9.19	131.3	8.81	122.4	8.09	
55.0	53.0	149.2	9.44	148.8	9.62	140.6	8.97	135.8	8.61	131.3	8.27	122.4	7.59	
59.0	57.0	156.4	9.60	149.5	9.11	140.6	8.45	135.8	8.12	131.3	7.79	122.4	7.16	
120%	-3.5	-4.0	69.6	6.08	69.3	6.44	68.9	6.80	68.9	6.98	68.9	7.16	68.6	7.53
	-2.0	-2.5	70.6	6.19	70.3	6.55	70.3	6.83	70.0	7.08	70.0	7.26	69.6	7.62
	2.0	1.5	73.4	6.44	73.0	6.78	73.0	7.12	72.7	7.29	72.7	7.47	72.4	7.80
	7.0	5.0	76.5	6.69	76.1	7.02	75.8	7.34	75.8	7.52	75.8	7.68	75.4	8.01
	11.0	8.5	79.6	6.95	79.6	7.26	79.2	7.58	79.2	7.74	78.9	7.89	78.9	8.21
	14.5	12.0	83.3	7.21	83.0	7.51	83.0	7.81	82.6	7.97	82.6	8.11	82.3	8.43
	15.0	14.0	85.4	7.34	85.0	7.64	84.7	7.93	84.7	8.08	84.7	8.16	84.4	8.52
	17.0	16.0	87.1	7.46	86.8	7.74	86.8	8.03	86.4	8.17	86.4	8.32	86.1	8.61
	19.5	18.0	90.2	7.65	90.2	7.93	89.8	8.20	89.8	8.34	89.5	8.48	89.5	8.75
	23.0	22.0	95.0	7.89	94.6	8.16	94.3	8.43	94.3	8.56	94.3	8.69	94.0	8.95
	26.5	25.0	99.4	8.13	99.4	8.38	99.1	8.63	99.1	8.75	98.8	8.88	98.8	9.13
	32.0	30.5	107.3	8.48	107.3	8.71	107.0	9.05	107.0	9.06	106.6	9.17	106.6	9.40
	37.5	36.0	115.9	8.79	115.6	9.01	115.6	9.22	115.2	9.33	115.2	9.44	112.8	9.38
	41.0	40.0	121.7	8.99	121.4	9.19	121.4	9.39	121.0	9.50	121.0	9.60	112.8	8.81
	45.0	43.0	127.9	9.17	127.9	9.36	127.6	9.56	125.5	9.42	121.4	9.04	112.8	8.29
	48.0	46.0	134.4	9.35	134.1	9.54	129.6	9.22	125.5	8.85	121.4	8.50	112.8	7.80
52.0	50.0	141.3	9.52	137.8	9.35	129.6	8.67	125.5	8.33	121.4	8.00	112.8	7.35	
55.0	53.0	146.4	9.42	137.8	8.77	129.6	8.13	125.5	7.82	121.4	7.52	112.8	6.92	
59.0	57.0	146.4	8.87	137.8	8.26	129.6	7.67	125.5	7.37	121.4	7.09	112.8	6.53	

Combination	Outdoor air temp.		Indoor air temperature											
			61		64		68		70		72		75	
	°F DB	°F WB	TC	PI	TC	PI	TC	PI	TC	PI	TC	PI	TC	PI
			KBtu/h	kW	KBtu/h	kW	KBtu/h	kW	KBtu/h	kW	KBtu/h	kW	KBtu/h	kW
110%	-3.5	-4.0	69.3	6.61	68.9	6.94	68.6	7.27	68.6	7.44	68.6	7.60	68.2	7.94
	-2.0	-2.5	70.3	6.71	70.3	7.04	70.0	7.36	70.0	7.53	69.6	7.69	69.6	8.02
	2.0	1.5	73.0	6.94	72.7	7.25	72.7	7.57	72.4	7.72	72.4	7.88	72.0	8.19
	7.0	5.0	76.1	7.17	75.8	7.48	75.4	7.77	75.4	7.93	75.4	8.08	75.1	8.37
	11.0	8.5	79.2	7.42	79.2	7.70	78.9	7.99	78.9	8.13	78.5	8.27	78.5	8.57
	14.5	12.0	83.0	7.65	82.6	7.93	82.6	8.20	82.3	8.34	82.3	8.48	82.3	8.75
	15.0	14.0	85.0	7.77	84.7	8.04	84.4	8.31	84.4	8.45	84.4	8.58	84.0	8.84
	17.0	16.0	86.8	7.87	86.4	8.14	86.4	8.40	86.4	8.54	86.1	8.67	86.1	8.93
	19.5	18.0	89.8	8.06	89.8	8.30	89.5	8.56	89.5	8.69	90.5	8.81	89.2	9.07
	23.0	22.0	94.6	8.28	94.3	8.53	94.0	8.76	94.0	8.88	98.4	9.01	93.6	9.25
	26.5	25.0	99.1	8.50	99.1	8.72	98.8	8.96	98.8	9.07	106.6	9.18	98.4	9.41
	32.0	30.5	107.0	8.81	107.0	9.03	106.6	9.24	106.6	9.34	111.1	9.46	103.6	9.27
	37.5	36.0	115.6	9.11	115.2	9.30	115.2	9.50	114.9	9.59	111.1	9.20	103.6	8.44
	41.0	40.0	121.4	9.28	121.4	9.48	119.0	9.38	114.9	9.01	111.1	8.65	103.6	7.94
	45.0	43.0	127.6	9.46	126.5	9.52	119.0	8.81	114.9	8.47	111.1	8.13	103.6	7.47
	48.0	46.0	134.1	9.61	126.5	8.95	119.0	8.29	114.9	7.97	111.1	7.65	103.6	7.04
52.0	50.0	134.1	9.04	126.5	8.42	119.0	7.80	114.9	7.51	111.1	7.21	103.6	6.64	
55.0	53.0	134.1	8.48	126.5	7.89	119.0	7.33	114.9	7.06	111.1	6.78	103.6	6.25	
59.0	57.0	134.1	7.99	126.5	7.45	119.0	6.93	114.9	6.66	111.1	6.42	103.6	5.92	

Combination	Outdoor air temp.		Indoor air temperature											
			61		64		68		70		72		75	
	°F DB	°F WB	TC	PI	TC	PI	TC	PI	TC	PI	TC	PI	TC	PI
			KBtu/h	kW	KBtu/h	kW	KBtu/h	kW	KBtu/h	kW	KBtu/h	kW	KBtu/h	kW
100%	-3.5	-4.0	68.9	7.14	68.6	7.44	68.6	7.74	68.2	7.89	68.2	8.04	67.9	8.34
	-2.0	-2.5	70.0	7.23	70.0	7.53	69.6	7.82	69.6	7.98	69.3	8.13	69.3	8.43
	2.0	1.5	72.7	7.44	72.4	7.72	72.4	8.01	72.4	8.15	72.0	8.29	72.0	8.58
	7.0	5.0	75.8	7.65	75.4	7.93	75.4	8.20	75.1	8.34	75.1	8.48	74.8	8.75
	11.0	8.5	78.9	7.87	78.9	8.13	78.5	8.39	78.5	8.53	78.5	8.55	78.2	8.93
	14.5	12.0	82.6	8.09	82.3	8.34	82.3	8.59	82.3	8.72	82.0	8.84	82.0	9.09
	15.0	14.0	84.7	8.20	84.4	8.45	84.4	8.69	84.0	8.81	84.0	8.94	83.7	9.18
	17.0	16.0	86.4	8.29	86.4	8.54	86.1	8.77	86.1	8.89	85.7	9.02	85.7	9.25
	19.5	18.0	89.5	8.46	89.5	8.69	89.2	8.91	89.2	9.04	89.2	9.15	88.8	9.38
	23.0	22.0	94.3	8.67	94.0	8.88	94.0	9.11	93.6	9.22	93.6	9.32	93.6	9.55
	26.5	25.0	98.8	8.86	98.8	9.07	98.4	9.28	98.4	9.38	98.4	9.49	94.3	9.09
	32.0	30.5	106.6	9.16	106.6	9.34	106.3	9.54	104.6	9.38	101.2	9.00	94.3	8.26
	37.5	36.0	115.2	9.41	114.9	9.59	108.0	8.87	104.6	8.53	101.2	8.19	94.3	7.52
	41.0	40.0	121.0	9.59	114.9	9.01	108.0	8.34	104.6	8.03	101.2	7.71	94.3	7.09
	45.0	43.0	121.7	9.10	114.9	8.47	108.0	7.85	104.6	7.56	101.2	7.26	94.3	6.68
	48.0	46.0	121.7	8.55	114.9	7.97	108.0	7.40	104.6	7.12	101.2	6.84	94.3	6.30
52.0	50.0	121.7	8.05	114.9	7.51	108.0	6.98	104.6	6.71	101.2	6.46	94.3	5.96	
55.0	53.0	121.7	7.56	114.9	7.06	108.0	6.57	104.6	6.32	101.2	6.09	94.3	5.62	
59.0	57.0	121.7	7.13	114.9	6.66	108.0	6.20	104.6	5.98	101.2	5.75	94.3	5.32	

GMV5 HR HEAT RECOVERY VRF Units Technical Sales Guide

Combination	Outdoor air temp.		Indoor air temperature											
			61		64		68		70		72		75	
	°F DB	°F WB	TC	PI	TC	PI	TC	PI	TC	PI	TC	PI	TC	PI
			KBtu/h	kW	KBtu/h	kW	KBtu/h	kW	KBtu/h	kW	KBtu/h	kW	KBtu/h	kW
90%	-3.5	-4.0	68.6	7.67	68.2	7.94	68.2	8.21	67.9	8.34	67.9	8.49	67.9	8.75
	-2.0	-2.5	69.6	7.75	69.6	8.03	69.3	8.29	69.3	8.43	69.3	8.56	68.9	8.82
	2.0	1.5	72.4	7.95	72.0	8.20	72.0	8.46	72.0	8.59	71.7	8.71	71.7	8.97
	7.0	5.0	75.4	8.14	75.1	8.38	75.1	8.63	74.8	8.67	74.8	8.87	74.8	9.12
	11.0	8.5	78.5	8.33	78.5	8.57	78.2	8.80	78.2	8.93	78.2	9.04	77.8	9.27
	14.5	12.0	82.3	8.53	82.3	8.75	82.0	8.98	82.0	9.10	82.0	9.21	81.6	9.44
	15.0	14.0	84.4	8.63	84.0	8.85	84.0	9.07	83.7	9.18	83.7	9.29	83.7	9.51
	17.0	16.0	86.1	8.72	86.1	8.94	85.7	9.15	85.7	9.25	85.7	9.36	84.7	9.46
	19.5	18.0	89.2	8.86	89.2	9.07	88.8	9.28	88.8	9.38	88.8	9.49	84.7	9.03
	23.0	22.0	94.0	9.06	93.6	9.25	93.6	9.45	93.6	9.55	90.9	9.25	84.7	8.49
	26.5	25.0	98.4	9.23	98.4	8.39	97.4	9.46	94.0	9.08	90.9	8.71	84.7	8.00
	32.0	30.5	106.6	9.50	103.6	8.24	97.4	8.58	94.0	8.24	90.9	7.92	84.7	7.27
	37.5	36.0	109.7	9.05	103.6	8.43	97.4	7.81	94.0	7.52	90.9	7.22	84.7	6.65
	41.0	40.0	109.7	8.51	103.6	7.93	97.4	7.36	94.0	7.08	90.9	6.81	84.7	6.27
	45.0	43.0	109.7	8.00	103.6	7.47	97.4	6.94	94.0	6.68	90.9	6.43	84.7	5.93
	48.0	46.0	109.7	7.54	103.6	7.03	97.4	6.54	94.0	6.30	90.9	6.07	84.7	5.60
52.0	50.0	109.7	7.10	103.6	6.63	97.4	6.18	94.0	5.96	90.9	5.73	84.7	5.30	
55.0	53.0	109.7	6.68	103.6	6.25	97.4	5.82	94.0	5.62	90.9	5.42	84.7	5.01	
59.0	57.0	109.7	6.31	103.6	5.91	97.4	5.52	94.0	5.30	90.9	5.13	84.7	4.75	

Combination	Outdoor air temp.		Indoor air temperature											
			61		64		68		70		72		75	
	°F DB	°F WB	TC	PI	TC	PI	TC	PI	TC	PI	TC	PI	TC	PI
			KBtu/h	kW	KBtu/h	kW	KBtu/h	kW	KBtu/h	kW	KBtu/h	kW	KBtu/h	kW
80%	-3.5	-4.0	68.2	8.20	67.9	8.44	67.9	8.68	67.9	8.80	67.6	8.93	67.6	9.16
	-2.0	-2.5	69.3	8.27	69.3	8.52	68.9	8.75	68.9	8.87	68.9	8.99	68.6	9.23
	2.0	1.5	72.0	8.45	71.7	8.67	71.7	8.90	71.7	9.02	71.7	9.13	71.3	9.35
	7.0	5.0	75.1	8.62	74.8	8.83	74.8	9.06	74.8	9.16	74.4	9.27	74.4	9.50
	11.0	8.5	78.2	8.79	78.2	9.01	77.8	9.21	77.8	9.31	77.8	9.42	75.4	9.17
	14.5	12.0	82.0	8.97	82.0	9.17	81.6	9.37	81.6	9.47	80.9	9.45	75.4	8.66
	15.0	14.0	84.0	9.06	83.7	9.25	83.7	9.45	83.7	9.55	80.9	9.17	75.4	8.40
	17.0	16.0	85.7	9.14	85.7	9.33	85.4	9.52	83.7	9.31	80.9	8.93	75.4	8.18
	19.5	18.0	88.8	9.27	88.8	9.46	86.4	9.25	83.7	8.88	80.9	8.53	75.4	7.85
	23.0	22.0	93.6	8.42	91.9	9.38	86.4	8.69	83.7	8.35	80.9	8.02	75.4	7.36
	26.5	25.0	97.4	8.47	91.9	8.83	86.4	8.18	83.7	7.91	80.9	7.56	75.4	6.96
	32.0	30.5	97.4	8.61	91.9	8.02	86.4	7.45	83.7	7.17	80.9	6.89	75.4	6.34
	37.5	36.0	97.4	7.84	91.9	7.31	86.4	6.80	83.7	6.55	80.9	6.30	75.4	5.81
	41.0	40.0	97.4	7.38	91.9	6.90	86.4	6.42	83.7	6.18	80.9	5.96	75.4	5.50
	45.0	43.0	97.4	6.96	91.9	6.52	86.4	6.06	83.7	5.84	80.9	5.63	75.4	5.20
	48.0	46.0	97.4	6.57	91.9	6.14	86.4	5.75	83.7	5.52	80.9	5.32	75.4	4.93
52.0	50.0	97.4	6.20	91.9	5.80	86.4	5.42	83.7	5.22	80.9	5.04	75.4	4.67	
55.0	53.0	97.4	5.84	91.9	5.48	86.4	5.12	83.7	4.94	80.9	4.76	75.4	4.42	
59.0	57.0	97.4	5.53	91.9	5.19	86.4	4.86	83.7	4.68	80.9	4.52	75.4	4.20	

Combination	Outdoor air temp.		Indoor air temperature											
			61		64		68		70		72		75	
	°F DB	°F WB	TC	PI	TC	PI	TC	PI	TC	PI	TC	PI	TC	PI
70%	-3.5	-4.0	67.9	8.73	67.6	8.94	67.6	9.15	67.6	9.25	67.6	9.36	65.8	9.26
	-2.0	-2.5	68.9	8.80	68.9	9.01	68.6	9.21	68.6	9.31	68.6	9.42	65.8	9.07
	2.0	1.5	71.7	8.95	71.7	9.15	71.3	9.34	71.3	9.45	70.6	9.44	65.8	8.65
	7.0	5.0	74.8	9.10	74.4	9.29	74.4	9.49	73.0	90.94	70.6	8.97	65.8	8.22
	11.0	8.5	77.8	9.25	77.8	9.44	75.8	9.21	73.0	8.85	70.6	8.50	65.8	7.79
	14.5	12.0	81.6	9.40	80.6	9.39	75.8	8.70	73.0	8.36	70.6	8.03	65.8	7.37
	15.0	14.0	83.7	9.49	80.6	9.12	75.8	8.45	73.0	8.12	70.6	7.80	65.8	7.17
	17.0	16.0	85.4	9.54	80.6	8.87	75.8	8.22	73.0	7.91	70.6	7.60	65.8	6.99
	19.5	18.0	85.4	9.11	80.6	8.48	75.8	7.86	73.0	7.57	70.6	7.27	65.8	6.69
	23.0	22.0	85.4	8.56	80.6	7.98	75.8	7.41	73.0	7.12	70.6	6.84	65.8	6.31
	26.5	25.0	85.4	8.06	80.6	7.52	75.8	6.99	73.0	6.72	70.6	6.47	65.8	5.97
	32.0	30.5	85.4	7.33	80.6	6.89	75.8	6.38	73.0	6.14	70.6	5.92	65.8	5.47
	37.5	36.0	85.4	6.70	80.6	0.15	75.8	5.84	73.0	5.63	70.6	5.43	65.8	5.02
	41.0	40.0	85.4	6.32	80.6	5.92	75.8	5.53	73.0	5.32	70.6	5.14	65.8	4.75
	45.0	43.0	85.4	5.98	80.6	5.60	75.8	5.22	73.0	5.04	70.6	4.87	65.8	4.51
	48.0	46.0	85.4	5.65	80.6	5.29	75.8	4.95	73.0	4.77	70.6	4.61	65.8	4.27
52.0	50.0	85.4	5.34	80.6	5.01	75.8	4.69	73.0	4.53	70.6	4.38	65.8	4.06	
55.0	53.0	85.4	5.05	80.6	4.74	75.8	4.44	73.0	4.29	70.6	4.14	65.8	3.86	
59.0	57.0	85.4	4.78	80.6	4.50	75.8	4.21	73.0	4.08	70.6	3.94	65.8	3.67	

Combination	Outdoor air temp.		Indoor air temperature											
			61		64		68		70		72		75	
	°F DB	°F WB	TC	PI	TC	PI	TC	PI	TC	PI	TC	PI	TC	PI
60%	-3.5	-4.0	67.6	9.26	67.2	9.44	64.8	9.08	62.8	8.72	60.7	8.37	56.6	7.68
	-2.0	-2.5	68.6	9.32	68.6	9.50	64.8	8.88	62.8	8.54	60.7	8.19	56.6	7.52
	2.0	1.5	71.3	9.45	68.9	9.15	64.8	8.48	62.8	8.15	60.7	7.82	56.6	7.19
	7.0	5.0	73.0	9.34	68.9	8.69	64.8	8.06	62.8	7.75	60.7	7.45	56.6	6.84
	11.0	8.5	73.0	8.84	68.9	8.23	64.8	7.64	62.8	7.35	60.7	7.07	56.6	6.51
	14.5	12.0	73.0	8.35	68.9	7.78	64.8	7.23	62.8	6.96	60.7	6.69	56.6	6.17
	15.0	14.0	73.0	8.12	68.9	7.57	64.8	7.03	62.8	6.77	60.7	6.51	56.6	6.00
	17.0	16.0	73.0	7.91	68.9	7.37	64.8	6.85	62.8	6.60	60.7	6.34	56.6	5.85
	19.5	18.0	73.0	7.56	68.9	7.06	64.8	6.56	62.8	6.32	60.7	6.08	56.6	5.62
	23.0	22.0	73.0	7.12	68.9	6.65	64.8	6.19	62.8	5.97	60.7	5.74	56.6	5.31
	26.5	25.0	73.0	6.72	68.9	6.28	64.8	5.88	62.8	5.65	60.7	5.44	56.6	5.03
	32.0	30.5	73.0	6.14	68.9	5.75	64.8	5.37	62.8	5.18	60.7	4.99	56.6	4.62
	37.5	36.0	73.0	5.63	68.9	5.28	64.8	4.94	62.8	4.76	60.7	4.60	56.6	0.18
	41.0	40.0	73.0	5.32	68.9	5.00	64.8	4.67	62.8	4.52	60.7	4.36	56.6	4.05
	45.0	43.0	73.0	5.04	68.9	4.73	64.8	4.43	62.8	4.28	60.7	4.14	56.6	3.85
	48.0	46.0	73.0	4.77	68.9	4.49	64.8	4.20	62.8	4.07	60.7	3.93	56.6	3.66
52.0	50.0	73.0	4.53	68.9	4.26	64.8	4.00	62.8	3.87	60.7	3.73	56.6	3.49	
55.0	53.0	73.0	4.28	68.9	4.04	64.8	3.79	62.8	3.67	60.7	3.55	56.6	3.32	
59.0	57.0	73.0	4.08	68.9	3.84	64.8	3.61	62.8	3.50	60.7	3.39	56.6	3.16	

GMV5 HR HEAT RECOVERY VRF Units Technical Sales Guide

Combination	Outdoor air temp.		Indoor air temperature											
			61		64		68		70		72		75	
	°F DB	°F WB	TC	PI	TC	PI	TC	PI	TC	PI	TC	PI	TC	PI
		KBtu/h	kW	KBtu/h	kW	KBtu/h	kW	KBtu/h	kW	KBtu/h	kW	KBtu/h	kW	
50%	-3.5	-4.0	61.0	8.43	57.6	7.84	54.2	7.28	52.1	7.02	50.4	6.74	47.0	6.21
	-2.0	-2.5	61.0	8.24	57.6	7.68	54.2	7.14	52.1	6.86	50.4	6.60	47.0	6.09
	2.0	1.5	61.0	7.86	57.6	7.33	54.2	6.82	52.1	6.57	50.4	6.32	47.0	5.83
	7.0	5.0	61.0	7.49	57.6	6.99	54.2	6.50	52.1	6.26	50.4	6.03	47.0	5.57
	11.0	8.5	61.0	7.11	57.6	6.65	54.2	6.18	52.1	5.96	50.4	5.73	47.0	5.30
	14.5	12.0	61.0	6.73	57.6	6.29	54.2	5.87	52.1	5.65	50.4	5.45	47.0	5.04
	15.0	14.0	61.0	6.55	57.6	6.12	54.2	5.71	52.1	5.51	50.4	5.30	47.0	4.91
	17.0	16.0	61.0	6.39	57.6	5.98	54.2	5.57	52.1	5.38	50.4	5.18	47.0	4.79
	19.5	18.0	61.0	6.12	57.6	5.75	54.2	5.34	52.1	5.16	50.4	4.98	47.0	4.61
	23.0	22.0	61.0	5.77	57.6	5.42	54.2	5.06	52.1	4.89	50.4	4.71	47.0	4.37
	26.5	25.0	61.0	5.47	57.6	5.13	54.2	4.79	52.1	4.63	50.4	4.47	47.0	4.15
	32.0	30.5	61.0	5.02	57.6	4.71	54.2	4.42	52.1	4.26	50.4	4.12	47.0	3.84
	37.5	36.0	61.0	4.62	57.6	4.35	54.2	4.07	52.1	3.94	50.4	3.81	47.0	3.55
	41.0	40.0	61.0	4.39	57.6	4.12	54.2	3.87	52.1	3.74	50.4	3.62	47.0	3.38
	45.0	43.0	61.0	4.16	57.6	3.92	54.2	3.68	52.1	3.56	50.4	3.45	47.0	3.22
	48.0	46.0	61.0	3.95	57.6	3.72	54.2	3.50	52.1	3.40	50.4	3.28	47.0	3.07
52.0	50.0	61.0	3.75	57.6	3.54	54.2	3.34	52.1	3.23	50.4	3.13	47.0	2.93	
55.0	53.0	61.0	3.57	57.6	3.37	54.2	3.17	52.1	3.08	50.4	2.98	47.0	2.79	
59.0	57.0	61.0	3.40	57.6	3.21	54.2	3.03	52.1	2.94	50.4	2.85	47.0	2.66	

GMV-Q120WM/B-F(U)

TC—Total capacity of outdoor unit; PI—Power input of outdoor unit

Combination	Outdoor air temp.		Indoor air temperature											
			61		64		68		70		72		75	
	°F DB	°F WB	TC	PI	TC	PI	TC	PI	TC	PI	TC	PI	TC	PI
		KBtu/h	kW	KBtu/h	kW	KBtu/h	kW	KBtu/h	kW	KBtu/h	kW	KBtu/h	kW	
130%	-3.5	-4.0	87.4	7.36	87.0	7.88	86.6	8.40	86.6	8.66	86.1	8.92	86.1	9.45
	-2.0	-2.5	88.7	7.52	88.3	8.04	88.3	8.55	87.9	8.81	87.9	9.05	87.4	9.57
	2.0	1.5	92.1	7.88	91.7	8.36	91.3	8.86	91.3	9.07	91.3	9.35	90.9	9.85
	7.0	5.0	96.0	8.24	95.6	8.71	95.1	9.19	95.1	9.42	94.7	9.66	94.7	10.14
	11.0	8.5	99.9	8.61	99.9	9.07	99.4	9.51	99.0	9.74	99.0	9.97	98.6	10.42
	14.5	12.0	104.6	8.99	104.1	9.42	103.7	9.85	103.7	10.07	103.7	10.28	103.3	10.72
	15.0	14.0	107.1	9.18	106.7	9.59	106.3	10.01	106.3	10.23	105.9	10.43	105.9	10.85
	17.0	16.0	109.3	9.34	108.9	9.74	108.9	10.16	108.4	10.37	108.4	10.57	108.0	10.99
	19.5	18.0	113.1	9.61	113.1	10.01	112.7	10.41	112.7	10.61	112.3	10.80	111.9	11.20
	23.0	22.0	119.1	9.97	118.7	10.15	118.3	10.73	118.3	10.92	117.9	11.10	117.9	11.48
	26.5	25.0	124.7	10.30	124.3	10.66	124.3	11.02	123.9	11.20	123.9	11.38	123.4	11.73
	32.0	30.5	134.6	10.80	134.6	11.14	134.1	11.46	134.1	11.62	133.7	11.80	133.7	12.13
	37.5	36.0	145.3	11.25	144.9	11.56	144.4	11.87	144.4	12.02	144.4	12.18	144.0	12.48
	41.0	40.0	152.6	11.53	152.1	11.83	152.1	12.11	151.7	12.26	151.7	12.41	151.3	12.69
	45.0	43.0	160.3	11.80	159.9	12.07	159.9	12.36	159.4	11.14	159.4	12.63	153.0	12.13
	48.0	46.0	168.4	12.04	168.0	12.31	168.0	12.57	167.6	12.71	164.1	12.45	153.0	11.39
52.0	50.0	177.0	12.29	176.6	12.53	175.7	12.69	169.7	12.19	164.1	11.69	153.0	10.73	
55.0	53.0	186.4	12.52	186.0	12.76	175.7	11.90	169.7	11.42	164.1	10.97	153.0	10.07	
59.0	57.0	195.4	12.73	186.9	12.08	175.7	11.20	169.7	10.77	164.1	10.34	153.0	9.50	

Combination	Outdoor air temp.		Indoor air temperature											
			61		64		68		70		72		75	
	°F DB	°F WB	TC	PI	TC	PI	TC	PI	TC	PI	TC	PI	TC	PI
			KBtu/h	kW	KBtu/h	kW	KBtu/h	kW	KBtu/h	kW	KBtu/h	kW	KBtu/h	kW
120%	-3.5	-4.0	87.0	8.07	86.6	8.54	86.1	9.03	86.1	9.26	86.1	9.50	85.7	9.99
	-2.0	-2.5	88.3	8.21	87.9	8.69	87.9	9.07	87.4	9.39	87.4	9.64	87.0	10.11
	2.0	1.5	91.7	8.54	91.3	9.00	91.3	9.45	90.9	9.68	90.9	9.91	90.4	10.35
	7.0	5.0	95.6	8.88	95.1	9.31	94.7	9.74	94.7	9.97	94.7	10.19	94.3	10.62
	11.0	8.5	99.4	9.22	99.4	9.64	99.0	10.05	99.0	10.27	98.6	10.47	98.6	10.89
	14.5	12.0	104.1	9.57	103.7	9.96	103.7	10.37	103.3	10.57	103.3	10.76	102.9	11.18
	15.0	14.0	106.7	9.74	106.3	10.14	105.9	10.51	105.9	10.72	105.9	10.83	105.4	11.30
	17.0	16.0	108.9	9.89	108.4	10.27	108.4	10.65	108.0	10.84	108.0	11.04	107.6	11.42
	19.5	18.0	112.7	10.15	112.7	10.51	112.3	10.88	112.3	11.07	111.9	11.25	111.9	11.61
	23.0	22.0	118.7	10.47	118.3	10.83	117.9	11.18	117.9	11.35	117.9	11.53	117.4	11.87
	26.5	25.0	124.3	10.79	124.3	11.12	123.9	11.45	123.9	11.61	123.4	11.79	123.4	12.11
	32.0	30.5	134.1	11.25	134.1	11.56	133.7	12.00	133.7	12.02	133.3	12.17	133.3	12.48
	37.5	36.0	144.9	11.66	144.4	11.95	144.4	12.23	144.0	12.38	144.0	12.52	141.0	12.45
	41.0	40.0	152.1	11.92	151.7	12.19	151.7	12.46	151.3	12.60	151.3	12.73	141.0	11.69
	45.0	43.0	159.9	12.17	159.9	12.42	159.4	12.68	156.9	12.50	151.7	11.99	141.0	11.00
	48.0	46.0	168.0	12.41	167.6	12.65	162.0	12.23	156.9	11.75	151.7	11.27	141.0	10.35
52.0	50.0	176.6	12.63	172.3	12.41	162.0	11.50	156.9	11.06	151.7	10.61	141.0	9.76	
55.0	53.0	183.0	12.50	172.3	11.64	162.0	10.79	156.9	10.38	151.7	9.97	141.0	9.18	
59.0	57.0	183.0	11.77	172.3	10.96	162.0	10.18	156.9	9.78	151.7	9.41	141.0	8.66	

Combination	Outdoor air temp.		Indoor air temperature											
			61		64		68		70		72		75	
	°F DB	°F WB	TC	PI	TC	PI	TC	PI	TC	PI	TC	PI	TC	PI
			KBtu/h	kW	KBtu/h	kW	KBtu/h	kW	KBtu/h	kW	KBtu/h	kW	KBtu/h	kW
110%	-3.5	-4.0	86.6	8.77	86.1	9.20	85.7	9.65	85.7	9.87	85.7	10.08	85.3	10.53
	-2.0	-2.5	87.9	8.90	87.9	9.34	87.4	9.77	87.4	9.99	87.0	10.20	87.0	10.64
	2.0	1.5	91.3	9.20	90.9	9.62	90.9	10.04	90.4	10.24	90.4	10.46	90.0	10.87
	7.0	5.0	95.1	9.51	94.7	9.92	94.3	10.31	94.3	10.51	94.3	10.72	93.9	11.11
	11.0	8.5	99.0	9.84	99.0	10.22	98.6	10.60	98.6	10.79	98.1	10.97	98.1	11.37
	14.5	12.0	103.7	10.15	103.3	10.51	103.3	10.88	102.9	11.07	102.9	11.25	102.9	11.61
	15.0	14.0	106.3	10.31	105.9	10.66	105.4	11.03	105.4	11.20	105.4	11.38	105.0	11.73
	17.0	16.0	108.4	10.45	108.0	10.80	108.0	11.15	108.0	11.33	107.6	11.50	107.6	11.84
	19.5	18.0	112.3	10.69	112.3	11.02	111.9	11.35	111.9	11.53	113.1	11.69	111.4	12.03
	23.0	22.0	118.3	10.99	117.9	11.31	117.4	11.62	117.4	11.79	123.0	11.95	117.0	12.27
	26.5	25.0	123.9	11.27	123.9	11.57	123.4	11.88	123.4	12.03	133.3	12.18	123.0	12.49
	32.0	30.5	133.7	11.69	133.7	11.98	133.3	12.26	133.3	12.40	138.9	12.54	129.4	12.30
	37.5	36.0	144.4	12.08	144.0	12.34	144.0	12.60	143.6	12.72	138.9	12.21	129.4	11.19
	41.0	40.0	151.7	12.31	151.7	12.57	148.7	12.45	143.6	11.95	138.9	11.48	129.4	10.53
	45.0	43.0	159.4	12.54	158.1	12.63	148.7	11.69	143.6	11.23	138.9	10.79	129.4	9.91
	48.0	46.0	167.6	12.75	158.1	11.87	148.7	11.00	143.6	10.57	138.9	10.15	129.4	9.34
52.0	50.0	167.6	11.99	158.1	11.16	148.7	10.35	143.6	9.96	138.9	9.57	129.4	8.81	
55.0	53.0	167.6	11.25	158.1	10.47	148.7	9.73	143.6	9.36	138.9	9.00	129.4	8.30	
59.0	57.0	167.6	10.60	158.1	9.88	148.7	9.19	143.6	8.84	138.9	8.51	129.4	7.85	

GMV5 HR HEAT RECOVERY VRF Units Technical Sales Guide

Combination	Outdoor air temp.		Indoor air temperature											
			61		64		68		70		72		75	
	°F DB	°F WB	TC	PI	TC	PI	TC	PI	TC	PI	TC	PI	TC	PI
			KBtu/h	kW	KBtu/h	kW	KBtu/h	kW	KBtu/h	kW	KBtu/h	kW	KBtu/h	kW
100%	-3.5	-4.0	86.1	9.47	85.7	9.87	85.7	10.27	85.3	10.47	85.3	10.66	84.9	11.07
	-2.0	-2.5	87.4	9.59	87.4	9.99	87.0	10.38	87.0	10.58	86.6	10.79	86.6	11.18
	2.0	1.5	90.9	9.87	90.4	10.24	90.4	10.62	90.4	10.81	90.0	11.00	90.0	11.38
	7.0	5.0	94.7	10.15	94.3	10.51	94.3	10.88	93.9	11.07	93.9	11.25	93.4	11.61
	11.0	8.5	98.6	10.45	98.6	10.79	98.1	11.14	98.1	11.31	98.1	11.08	97.7	11.84
	14.5	12.0	103.3	10.73	102.9	11.07	102.9	11.39	102.9	11.57	102.4	11.73	102.4	12.06
	15.0	14.0	105.9	10.88	105.4	11.20	105.4	11.53	105.0	11.69	105.0	11.85	104.6	12.18
	17.0	16.0	108.0	11.00	108.0	11.33	107.6	11.64	107.6	11.80	107.1	11.96	107.1	12.27
	19.5	18.0	111.9	11.22	111.9	11.53	111.4	11.83	111.4	11.99	111.4	12.14	111.0	12.45
	23.0	22.0	117.9	11.50	117.4	11.79	117.4	12.08	117.0	12.23	117.0	12.37	117.0	12.67
	26.5	25.0	123.4	11.76	123.4	12.03	123.0	12.31	123.0	12.45	123.0	12.59	117.9	12.06
	32.0	30.5	133.3	12.15	133.3	12.40	132.9	12.65	130.7	12.45	126.4	11.94	117.9	10.96
	37.5	36.0	144.0	12.49	143.6	12.72	135.0	11.77	130.7	11.31	126.4	10.87	117.9	9.97
	41.0	40.0	151.3	12.72	143.6	11.95	135.0	11.07	130.7	10.65	126.4	10.23	117.9	9.41
	45.0	43.0	152.1	12.07	143.6	11.23	135.0	10.42	130.7	10.03	126.4	9.64	117.9	8.86
	48.0	46.0	152.1	11.34	143.6	10.57	135.0	9.81	130.7	9.45	126.4	9.08	117.9	8.36
52.0	50.0	152.1	10.68	143.6	9.96	135.0	9.26	130.7	8.90	126.4	8.57	117.9	7.90	
55.0	53.0	152.1	10.03	143.6	9.36	135.0	8.71	130.7	8.39	126.4	8.08	117.9	7.46	
59.0	57.0	152.1	9.46	143.6	8.84	135.0	8.23	130.7	7.93	126.4	7.63	117.9	7.06	

Combination	Outdoor air temp.		Indoor air temperature											
			61		64		68		70		72		75	
	°F DB	°F WB	TC	PI	TC	PI	TC	PI	TC	PI	TC	PI	TC	PI
			KBtu/h	kW	KBtu/h	kW	KBtu/h	kW	KBtu/h	kW	KBtu/h	kW	KBtu/h	kW
90%	-3.5	-4.0	85.7	10.18	85.3	10.53	85.3	10.89	84.9	11.07	84.9	11.26	84.9	11.61
	-2.0	-2.5	87.0	10.28	87.0	10.65	86.6	11.00	86.6	11.18	86.6	11.35	86.1	11.71
	2.0	1.5	90.4	10.54	90.0	10.88	90.0	11.22	90.0	11.39	89.6	11.56	89.6	11.90
	7.0	5.0	94.3	10.80	93.9	11.12	93.9	11.45	93.4	11.50	93.4	11.77	93.4	12.10
	11.0	8.5	98.1	11.06	98.1	11.37	97.7	11.68	97.7	11.84	97.7	11.99	97.3	12.30
	14.5	12.0	102.9	11.31	102.9	11.61	102.4	11.91	102.4	12.07	102.4	12.22	102.0	12.52
	15.0	14.0	105.4	11.45	105.0	11.75	105.0	12.03	104.6	12.18	104.6	12.33	104.6	12.61
	17.0	16.0	107.6	11.57	107.6	11.85	107.1	12.14	107.1	12.27	107.1	12.42	105.9	12.54
	19.5	18.0	111.4	11.76	111.4	12.03	111.0	12.31	111.0	12.45	111.0	12.59	105.9	11.98
	23.0	22.0	117.4	12.02	117.0	12.27	117.0	12.53	117.0	12.67	113.6	12.27	105.9	11.26
	26.5	25.0	123.0	12.25	123.0	11.14	121.7	12.54	117.4	12.04	113.6	11.56	105.9	10.61
	32.0	30.5	133.3	12.60	129.4	10.93	121.7	11.38	117.4	10.93	113.6	10.50	105.9	9.65
	37.5	36.0	137.1	12.00	129.4	11.18	121.7	10.37	117.4	9.97	113.6	9.58	105.9	8.82
	41.0	40.0	137.1	11.29	129.4	10.51	121.7	9.77	117.4	9.39	113.6	9.04	105.9	8.32
	45.0	43.0	137.1	10.61	129.4	9.91	121.7	9.20	117.4	8.86	113.6	8.53	105.9	7.86
	48.0	46.0	137.1	10.00	129.4	9.32	121.7	8.67	117.4	8.36	113.6	8.05	105.9	7.43
52.0	50.0	137.1	9.42	129.4	8.80	121.7	8.20	117.4	7.90	113.6	7.61	105.9	7.04	
55.0	53.0	137.1	8.86	129.4	8.30	121.7	7.73	117.4	7.46	113.6	7.19	105.9	6.64	
59.0	57.0	137.1	8.38	129.4	7.84	121.7	7.32	117.4	7.04	113.6	6.81	105.9	6.31	

Combination	Outdoor air temp.		Indoor air temperature											
			61		64		68		70		72		75	
	°F DB	°F WB	TC	PI	TC	PI	TC	PI	TC	PI	TC	PI	TC	PI
			KBtu/h	kW	KBtu/h	kW	KBtu/h	kW	KBtu/h	kW	KBtu/h	kW	KBtu/h	kW
80%	-3.5	-4.0	85.3	10.88	84.9	11.19	84.9	11.52	84.9	11.68	84.4	11.84	84.4	12.15
	-2.0	-2.5	86.6	10.97	86.6	11.30	86.1	11.61	86.1	11.77	86.1	11.92	85.7	12.25
	2.0	1.5	90.0	11.20	89.6	11.50	89.6	11.81	89.6	11.96	89.6	12.11	89.1	12.41
	7.0	5.0	93.9	11.43	93.4	11.72	93.4	12.02	93.4	12.15	93.0	12.30	93.0	12.60
	11.0	8.5	97.7	11.66	97.7	11.95	97.3	12.22	97.3	12.36	97.3	12.50	94.3	12.17
	14.5	12.0	102.4	11.90	102.4	12.17	102.0	12.44	102.0	12.56	101.1	12.53	94.3	11.49
	15.0	14.0	105.0	12.02	104.6	12.27	104.6	12.53	104.6	12.67	101.1	12.17	94.3	11.15
	17.0	16.0	107.1	12.13	107.1	12.38	106.7	12.63	104.6	12.36	101.1	11.84	94.3	10.85
	19.5	18.0	111.0	12.30	111.0	12.54	108.0	12.27	104.6	11.79	101.1	11.31	94.3	10.42
	23.0	22.0	117.0	11.16	114.9	12.45	108.0	11.53	104.6	11.08	101.1	10.64	94.3	9.77
	26.5	25.0	121.7	11.23	114.9	11.72	108.0	10.85	104.6	10.49	101.1	10.03	94.3	9.23
	32.0	30.5	121.7	11.42	114.9	10.64	108.0	9.88	104.6	9.51	101.1	9.13	94.3	8.42
	37.5	36.0	121.7	10.41	114.9	9.70	108.0	9.03	104.6	8.69	101.1	8.36	94.3	7.71
	41.0	40.0	121.7	9.80	114.9	9.15	108.0	8.51	104.6	8.20	101.1	7.90	94.3	7.29
	45.0	43.0	121.7	9.23	114.9	8.65	108.0	8.04	104.6	7.75	101.1	7.47	94.3	6.90
	48.0	46.0	121.7	8.71	114.9	8.15	108.0	7.63	104.6	7.32	101.1	7.06	94.3	6.54
52.0	50.0	121.7	8.23	114.9	7.70	108.0	7.19	104.6	6.93	101.1	6.69	94.3	6.20	
55.0	53.0	121.7	7.75	114.9	7.27	108.0	6.79	104.6	6.55	101.1	6.32	94.3	5.86	
59.0	57.0	121.7	7.33	114.9	6.89	108.0	6.44	104.6	6.21	101.1	5.99	94.3	5.58	

Combination	Outdoor air temp.		Indoor air temperature											
			61		64		68		70		72		75	
	°F DB	°F WB	TC	PI	TC	PI	TC	PI	TC	PI	TC	PI	TC	PI
			KBtu/h	kW	KBtu/h	kW	KBtu/h	kW	KBtu/h	kW	KBtu/h	kW	KBtu/h	kW
70%	-3.5	-4.0	84.9	11.58	84.4	11.85	84.4	12.14	84.4	12.27	84.4	12.42	82.3	12.29
	-2.0	-2.5	86.1	11.68	86.1	11.95	85.7	12.22	85.7	12.36	85.7	12.50	82.3	12.03
	2.0	1.5	89.6	11.87	89.6	12.14	89.1	12.40	89.1	12.53	88.3	12.52	82.3	11.48
	7.0	5.0	93.4	12.07	93.0	12.33	93.0	12.59	91.3	120.66	88.3	11.90	82.3	10.91
	11.0	8.5	97.3	12.27	97.3	12.52	94.7	12.22	91.3	11.75	88.3	11.27	82.3	10.34
	14.5	12.0	102.0	12.48	100.7	12.46	94.7	11.54	91.3	11.10	88.3	10.65	82.3	9.78
	15.0	14.0	104.6	12.59	100.7	12.10	94.7	11.20	91.3	10.77	88.3	10.35	82.3	9.51
	17.0	16.0	106.7	12.65	100.7	11.77	94.7	10.91	91.3	10.49	88.3	10.08	82.3	9.27
	19.5	18.0	106.7	12.08	100.7	11.25	94.7	10.43	91.3	10.04	88.3	9.65	82.3	8.88
	23.0	22.0	106.7	11.35	100.7	10.58	94.7	9.82	91.3	9.45	88.3	9.08	82.3	8.38
	26.5	25.0	106.7	10.69	100.7	9.97	94.7	9.27	91.3	8.92	88.3	8.58	82.3	7.92
	32.0	30.5	106.7	9.73	100.7	9.13	94.7	8.46	91.3	8.15	88.3	7.85	82.3	7.25
	37.5	36.0	106.7	8.89	100.7	0.20	94.7	7.75	91.3	7.47	88.3	7.20	82.3	6.66
	41.0	40.0	106.7	8.39	100.7	7.85	94.7	7.33	91.3	7.06	88.3	6.82	82.3	6.31
	45.0	43.0	106.7	7.93	100.7	7.43	94.7	6.93	91.3	6.69	88.3	6.45	82.3	5.98
	48.0	46.0	106.7	7.50	100.7	7.02	94.7	6.56	91.3	6.33	88.3	6.12	82.3	5.67
52.0	50.0	106.7	7.09	100.7	6.64	94.7	6.22	91.3	6.01	88.3	5.81	82.3	5.39	
55.0	53.0	106.7	6.70	100.7	6.29	94.7	5.89	91.3	5.70	88.3	5.49	82.3	5.12	
59.0	57.0	106.7	6.35	100.7	5.97	94.7	5.59	91.3	5.41	88.3	5.22	82.3	4.87	

GMV5 HR HEAT RECOVERY VRF Units Technical Sales Guide

Combination	Outdoor air temp.		Indoor air temperature											
			61		64		68		70		72		75	
	°F DB	°F WB	TC	PI	TC	PI	TC	PI	TC	PI	TC	PI	TC	PI
			KBtu/h	kW	KBtu/h	kW	KBtu/h	kW	KBtu/h	kW	KBtu/h	kW	KBtu/h	kW
60%	-3.5	-4.0	84.4	12.29	84.0	12.52	81.0	12.04	78.4	11.57	75.9	11.11	70.7	10.19
	-2.0	-2.5	85.7	12.37	85.7	12.60	81.0	11.79	78.4	11.33	75.9	10.87	70.7	9.97
	2.0	1.5	89.1	12.53	86.1	12.14	81.0	11.25	78.4	10.81	75.9	10.38	70.7	9.54
	7.0	5.0	91.3	12.40	86.1	11.53	81.0	10.69	78.4	10.28	75.9	9.88	70.7	9.08
	11.0	8.5	91.3	11.73	86.1	10.92	81.0	10.14	78.4	9.76	75.9	9.38	70.7	8.63
	14.5	12.0	91.3	11.08	86.1	10.33	81.0	9.59	78.4	9.23	75.9	8.88	70.7	8.19
	15.0	14.0	91.3	10.77	86.1	10.04	81.0	9.32	78.4	8.99	75.9	8.63	70.7	7.96
	17.0	16.0	91.3	10.49	86.1	9.78	81.0	9.09	78.4	8.76	75.9	8.42	70.7	7.77
	19.5	18.0	91.3	10.03	86.1	9.36	81.0	8.70	78.4	8.39	75.9	8.07	70.7	7.46
	23.0	22.0	91.3	9.45	86.1	8.82	81.0	8.21	78.4	7.92	75.9	7.62	70.7	7.05
	26.5	25.0	91.3	8.92	86.1	8.34	81.0	7.79	78.4	7.50	75.9	7.21	70.7	6.67
	32.0	30.5	91.3	8.15	86.1	7.63	81.0	7.12	78.4	6.87	75.9	6.62	70.7	6.13
	37.5	36.0	91.3	7.47	86.1	7.01	81.0	6.55	78.4	6.32	75.9	6.10	70.7	0.24
	41.0	40.0	91.3	7.06	86.1	6.63	81.0	6.20	78.4	5.99	75.9	5.78	70.7	5.37
	45.0	43.0	91.3	6.69	86.1	6.28	81.0	5.87	78.4	5.68	75.9	5.49	70.7	5.10
	48.0	46.0	91.3	6.33	86.1	5.95	81.0	5.58	78.4	5.40	75.9	5.21	70.7	4.86
52.0	50.0	91.3	6.01	86.1	5.66	81.0	5.30	78.4	5.13	75.9	4.95	70.7	4.63	
55.0	53.0	91.3	5.68	86.1	5.36	81.0	5.03	78.4	4.87	75.9	4.71	70.7	4.40	
59.0	57.0	91.3	5.41	86.1	5.09	81.0	4.79	78.4	4.64	75.9	4.49	70.7	4.20	

Combination	Outdoor air temp.		Indoor air temperature											
			61		64		68		70		72		75	
	°F DB	°F WB	TC	PI	TC	PI	TC	PI	TC	PI	TC	PI	TC	PI
			KBtu/h	kW	KBtu/h	kW	KBtu/h	kW	KBtu/h	kW	KBtu/h	kW	KBtu/h	kW
50%	-3.5	-4.0	76.3	11.18	72.0	10.41	67.7	9.66	65.1	9.31	63.0	8.94	58.7	8.24
	-2.0	-2.5	76.3	10.93	72.0	10.19	67.7	9.47	65.1	9.11	63.0	8.76	58.7	8.08
	2.0	1.5	76.3	10.43	72.0	9.73	67.7	9.05	65.1	8.71	63.0	8.39	58.7	7.74
	7.0	5.0	76.3	9.93	72.0	9.27	67.7	8.62	65.1	8.31	63.0	8.00	58.7	7.39
	11.0	8.5	76.3	9.43	72.0	8.82	67.7	8.20	65.1	7.90	63.0	7.61	58.7	7.04
	14.5	12.0	76.3	8.93	72.0	8.35	67.7	7.78	65.1	7.50	63.0	7.23	58.7	6.69
	15.0	14.0	76.3	8.69	72.0	8.12	67.7	7.58	65.1	7.31	63.0	7.04	58.7	6.51
	17.0	16.0	76.3	8.47	72.0	7.93	67.7	7.39	65.1	7.13	63.0	6.87	58.7	6.36
	19.5	18.0	76.3	8.12	72.0	7.63	67.7	7.09	65.1	6.85	63.0	6.60	58.7	6.12
	23.0	22.0	76.3	7.66	72.0	7.19	67.7	6.71	65.1	6.48	63.0	6.25	58.7	5.79
	26.5	25.0	76.3	7.25	72.0	6.81	67.7	6.36	65.1	6.14	63.0	5.93	58.7	5.51
	32.0	30.5	76.3	6.66	72.0	6.25	67.7	5.86	65.1	5.66	63.0	5.47	58.7	5.09
	37.5	36.0	76.3	6.13	72.0	5.76	67.7	5.40	65.1	5.22	63.0	5.06	58.7	4.71
	41.0	40.0	76.3	5.82	72.0	5.47	67.7	5.13	65.1	4.97	63.0	4.80	58.7	4.48
	45.0	43.0	76.3	5.52	72.0	5.20	67.7	4.89	65.1	4.72	63.0	4.57	58.7	4.28
	48.0	46.0	76.3	5.24	72.0	4.94	67.7	4.64	65.1	4.51	63.0	4.36	58.7	4.07
52.0	50.0	76.3	4.98	72.0	4.70	67.7	4.43	65.1	4.29	63.0	4.15	58.7	3.88	
55.0	53.0	76.3	4.74	72.0	4.47	67.7	4.21	65.1	4.09	63.0	3.95	58.7	3.71	
59.0	57.0	76.3	4.51	72.0	4.26	67.7	4.02	65.1	3.90	63.0	3.78	58.7	3.53	

GMV-Q144WM/B1-F(U)

TC—Total capacity of outdoor unit; PI—Power input of outdoor unit

Combination	Outdoor air temp.		Indoor air temperature											
			61		64		68		70		72		75	
	°F DB	°F WB	TC	PI	TC	PI	TC	PI	TC	PI	TC	PI	TC	PI
			KBtu/h	kW	KBtu/h	kW	KBtu/h	kW	KBtu/h	kW	KBtu/h	kW	KBtu/h	kW
130%	-3.5	-4.0	104.9	9.04	104.4	9.67	103.9	10.32	103.9	10.64	103.4	10.95	103.4	11.60
	-2.0	-2.5	106.5	9.24	105.9	9.87	105.9	10.51	105.4	10.82	105.4	11.12	104.9	11.75
	2.0	1.5	110.6	9.67	110.1	10.27	109.5	10.89	109.5	11.14	109.5	11.49	109.0	12.10
	7.0	5.0	115.2	10.12	114.7	10.71	114.2	11.29	114.2	11.57	113.7	11.87	113.7	12.45
	11.0	8.5	119.8	10.57	119.8	11.14	119.3	11.69	118.8	11.97	118.8	12.25	118.3	12.80
	14.5	12.0	125.5	11.04	125.0	11.57	124.5	12.10	124.5	12.37	124.5	12.63	123.9	13.17
	15.0	14.0	128.6	11.27	128.1	11.79	127.5	12.30	127.5	12.57	127.0	12.82	127.0	13.33
	17.0	16.0	131.1	11.47	130.6	11.97	130.6	12.48	130.1	12.73	130.1	12.98	129.6	13.50
	19.5	18.0	135.8	11.80	135.8	12.30	135.3	12.78	135.3	13.03	134.7	13.27	134.2	13.76
	23.0	22.0	143.0	12.25	142.5	12.47	141.9	13.18	141.9	13.41	141.4	13.63	141.4	14.10
	26.5	25.0	149.7	12.65	149.1	13.10	149.1	13.53	148.6	13.76	148.6	13.98	148.1	14.41
	32.0	30.5	161.5	13.27	161.5	13.68	161.0	14.08	161.0	14.28	160.5	14.50	160.5	14.89
	37.5	36.0	174.3	13.81	173.8	14.20	173.3	14.58	173.3	14.76	173.3	14.96	172.8	15.33
	41.0	40.0	183.1	14.16	182.6	14.53	182.6	14.88	182.1	15.06	182.1	15.24	181.5	15.59
	45.0	43.0	192.3	14.50	191.8	14.83	191.8	15.18	191.3	13.68	191.3	15.51	183.6	14.89
	48.0	46.0	202.1	14.79	201.6	15.13	201.6	15.44	201.1	15.61	197.0	15.29	183.6	14.00
52.0	50.0	212.4	15.09	211.9	15.39	210.9	15.59	203.7	14.98	197.0	14.36	183.6	13.18	
55.0	53.0	223.7	15.38	223.2	15.68	210.9	14.61	203.7	14.03	197.0	13.48	183.6	12.37	
59.0	57.0	234.5	15.64	224.2	14.84	210.9	13.76	203.7	13.23	197.0	12.70	183.6	11.67	

Combination	Outdoor air temp.		Indoor air temperature											
			61		64		68		70		72		75	
	°F DB	°F WB	TC	PI	TC	PI	TC	PI	TC	PI	TC	PI	TC	PI
			KBtu/h	kW	KBtu/h	kW	KBtu/h	kW	KBtu/h	kW	KBtu/h	kW	KBtu/h	kW
120%	-3.5	-4.0	104.4	9.91	103.9	10.49	103.4	11.09	103.4	11.37	103.4	11.67	102.9	12.27
	-2.0	-2.5	105.9	10.09	105.4	10.67	105.4	11.14	104.9	11.54	104.9	11.84	104.4	12.42
	2.0	1.5	110.1	10.49	109.5	11.05	109.5	11.60	109.0	11.89	109.0	12.17	108.5	12.72
	7.0	5.0	114.7	10.90	114.2	11.44	113.7	11.97	113.7	12.25	113.7	12.52	113.1	13.05
	11.0	8.5	119.3	11.32	119.3	11.84	118.8	12.35	118.8	12.62	118.3	12.87	118.3	13.38
	14.5	12.0	125.0	11.75	124.5	12.23	124.5	12.73	123.9	12.98	123.9	13.22	123.4	13.73
	15.0	14.0	128.1	11.97	127.5	12.45	127.0	12.92	127.0	13.17	127.0	13.30	126.5	13.88
	17.0	16.0	130.6	12.15	130.1	12.62	130.1	13.08	129.6	13.32	129.6	13.56	129.1	14.03
	19.5	18.0	135.3	12.47	135.3	12.92	134.7	13.36	134.7	13.60	134.2	13.81	134.2	14.26
	23.0	22.0	142.5	12.87	141.9	13.30	141.4	13.73	141.4	13.95	141.4	14.16	140.9	14.58
	26.5	25.0	149.1	13.25	149.1	13.66	148.6	14.06	148.6	14.26	148.1	14.48	148.1	14.88
	32.0	30.5	161.0	13.81	161.0	14.20	160.5	14.74	160.5	14.76	159.9	14.94	159.9	15.33
	37.5	36.0	173.8	14.33	173.3	14.68	173.3	15.03	172.8	15.21	172.8	15.38	169.2	15.29
	41.0	40.0	182.6	14.64	182.1	14.98	182.1	15.31	181.5	15.48	181.5	15.64	169.2	14.36
	45.0	43.0	191.8	14.94	191.8	15.26	191.3	15.58	188.2	15.36	182.1	14.73	169.2	13.51
	48.0	46.0	201.6	15.24	201.1	15.54	194.4	15.03	188.2	14.43	182.1	13.85	169.2	12.72
52.0	50.0	211.9	15.51	206.7	15.24	194.4	14.13	188.2	13.58	182.1	13.03	169.2	11.99	
55.0	53.0	219.6	15.36	206.7	14.30	194.4	13.25	188.2	12.75	182.1	12.25	169.2	11.27	
59.0	57.0	219.6	14.46	206.7	13.46	194.4	12.50	188.2	12.02	182.1	11.55	169.2	10.64	

GMV5 HR HEAT RECOVERY VRF Units Technical Sales Guide

Combination	Outdoor air temp.		Indoor air temperature											
			61		64		68		70		72		75	
	°F DB	°F WB	TC	PI	TC	PI	TC	PI	TC	PI	TC	PI	TC	PI
			KBtu/h	kW	KBtu/h	kW	KBtu/h	kW	KBtu/h	kW	KBtu/h	kW	KBtu/h	kW
110%	-3.5	-4.0	103.9	10.77	103.4	11.30	102.9	11.85	102.9	12.12	102.9	12.38	102.3	12.93
	-2.0	-2.5	105.4	10.94	105.4	11.47	104.9	12.00	104.9	12.27	104.4	12.53	104.4	13.07
	2.0	1.5	109.5	11.30	109.0	11.82	109.0	12.33	108.5	12.58	108.5	12.85	108.0	13.35
	7.0	5.0	114.2	11.69	113.7	12.18	113.1	12.67	113.1	12.92	113.1	13.17	112.6	13.65
	11.0	8.5	118.8	12.08	118.8	12.55	118.3	13.02	118.3	13.25	117.8	13.48	117.8	13.96
	14.5	12.0	124.5	12.47	123.9	12.92	123.9	13.36	123.4	13.60	123.4	13.81	123.4	14.26
	15.0	14.0	127.5	12.67	127.0	13.10	126.5	13.55	126.5	13.76	126.5	13.98	126.0	14.41
	17.0	16.0	130.1	12.83	129.6	13.27	129.6	13.70	129.6	13.91	129.1	14.13	129.1	14.55
	19.5	18.0	134.7	13.13	134.7	13.53	134.2	13.95	134.2	14.16	135.8	14.36	133.7	14.78
	23.0	22.0	141.9	13.50	141.4	13.90	140.9	14.28	140.9	14.48	147.6	14.68	140.4	15.08
	26.5	25.0	148.6	13.85	148.6	14.21	148.1	14.59	148.1	14.78	159.9	14.96	147.6	15.34
	32.0	30.5	160.5	14.36	160.5	14.71	159.9	15.06	159.9	15.23	166.6	15.41	155.3	15.11
	37.5	36.0	173.3	14.84	172.8	15.16	172.8	15.48	172.3	15.63	166.6	14.99	155.3	13.75
	41.0	40.0	182.1	15.13	182.1	15.44	178.5	15.29	172.3	14.68	166.6	14.10	155.3	12.93
	45.0	43.0	191.3	15.41	189.8	15.51	178.5	14.36	172.3	13.80	166.6	13.25	155.3	12.17
	48.0	46.0	201.1	15.66	189.8	14.58	178.5	13.51	172.3	12.98	166.6	12.47	155.3	11.47
52.0	50.0	201.1	14.73	189.8	13.71	178.5	12.72	172.3	12.23	166.6	11.75	155.3	10.82	
55.0	53.0	201.1	13.81	189.8	12.87	178.5	11.95	172.3	11.50	166.6	11.05	155.3	10.19	
59.0	57.0	201.1	13.02	189.8	12.13	178.5	11.29	172.3	10.85	166.6	10.46	155.3	9.64	

Combination	Outdoor air temp.		Indoor air temperature											
			61		64		68		70		72		75	
	°F DB	°F WB	TC	PI	TC	PI	TC	PI	TC	PI	TC	PI	TC	PI
			KBtu/h	kW	KBtu/h	kW	KBtu/h	kW	KBtu/h	kW	KBtu/h	kW	KBtu/h	kW
100%	-3.5	-4.0	103.4	11.64	102.9	12.12	102.9	12.62	102.3	12.87	102.3	13.10	101.8	13.60
	-2.0	-2.5	104.9	11.79	104.9	12.27	104.4	12.75	104.4	13.00	103.9	13.25	103.9	13.73
	2.0	1.5	109.0	12.12	108.5	12.58	108.5	13.05	108.5	13.28	108.0	13.51	108.0	13.98
	7.0	5.0	113.7	12.47	113.1	12.92	113.1	13.36	112.6	13.60	112.6	13.81	112.1	14.26
	11.0	8.5	118.3	12.83	118.3	13.25	117.8	13.68	117.8	13.90	117.8	13.61	117.3	14.55
	14.5	12.0	123.9	13.18	123.4	13.60	123.4	14.00	123.4	14.21	122.9	14.41	122.9	14.81
	15.0	14.0	127.0	13.36	126.5	13.76	126.5	14.16	126.0	14.36	126.0	14.56	125.5	14.96
	17.0	16.0	129.6	13.51	129.6	13.91	129.1	14.30	129.1	14.50	128.6	14.69	128.6	15.08
	19.5	18.0	134.2	13.78	134.2	14.16	133.7	14.53	133.7	14.73	133.7	14.91	133.2	15.29
	23.0	22.0	141.4	14.13	140.9	14.48	140.9	14.84	140.4	15.03	140.4	15.19	140.4	15.56
	26.5	25.0	148.1	14.45	148.1	14.78	147.6	15.13	147.6	15.29	147.6	15.46	141.4	14.81
	32.0	30.5	159.9	14.93	159.9	15.23	159.4	15.54	156.9	15.29	151.7	14.66	141.4	13.46
	37.5	36.0	172.8	15.34	172.3	15.63	162.0	14.46	156.9	13.90	151.7	13.35	141.4	12.25
	41.0	40.0	181.5	15.63	172.3	14.68	162.0	13.60	156.9	13.08	151.7	12.57	141.4	11.55
	45.0	43.0	182.6	14.83	172.3	13.80	162.0	12.80	156.9	12.32	151.7	11.84	141.4	10.89
	48.0	46.0	182.6	13.93	172.3	12.98	162.0	12.05	156.9	11.60	151.7	11.15	141.4	10.27
52.0	50.0	182.6	13.12	172.3	12.23	162.0	11.37	156.9	10.94	151.7	10.52	141.4	9.71	
55.0	53.0	182.6	12.32	172.3	11.50	162.0	10.71	156.9	10.31	151.7	9.92	141.4	9.16	
59.0	57.0	182.6	11.62	172.3	10.85	162.0	10.11	156.9	9.74	151.7	9.38	141.4	8.68	

Combination	Outdoor air temp.		Indoor air temperature											
			61		64		68		70		72		75	
	°F DB	°F WB	TC	PI	TC	PI	TC	PI	TC	PI	TC	PI	TC	PI
			KBtu/h	kW	KBtu/h	kW	KBtu/h	kW	KBtu/h	kW	KBtu/h	kW	KBtu/h	kW
90%	-3.5	-4.0	102.9	12.50	102.3	12.93	102.3	13.38	101.8	13.60	101.8	13.83	101.8	14.26
	-2.0	-2.5	104.4	12.63	104.4	13.08	103.9	13.51	103.9	13.73	103.9	13.95	103.4	14.38
	2.0	1.5	108.5	12.95	108.0	13.36	108.0	13.78	108.0	14.00	107.5	14.20	107.5	14.61
	7.0	5.0	113.1	13.27	112.6	13.66	112.6	14.06	112.1	14.13	112.1	14.46	112.1	14.86
	11.0	8.5	117.8	13.58	117.8	13.96	117.3	14.35	117.3	14.55	117.3	14.73	116.7	15.11
	14.5	12.0	123.4	13.90	123.4	14.26	122.9	14.63	122.9	14.83	122.9	15.01	122.4	15.38
	15.0	14.0	126.5	14.06	126.0	14.43	126.0	14.78	125.5	14.96	125.5	15.14	125.5	15.49
	17.0	16.0	129.1	14.21	129.1	14.56	128.6	14.91	128.6	15.08	128.6	15.26	127.0	15.41
	19.5	18.0	133.7	14.45	133.7	14.78	133.2	15.13	133.2	15.29	133.2	15.46	127.0	14.71
	23.0	22.0	140.9	14.76	140.4	15.08	140.4	15.39	140.4	15.56	136.3	15.08	127.0	13.83
	26.5	25.0	147.6	15.04	147.6	13.68	146.1	15.41	140.9	14.79	136.3	14.20	127.0	13.03
	32.0	30.5	159.9	15.48	155.3	13.43	146.1	13.98	140.9	13.43	136.3	12.90	127.0	11.85
	37.5	36.0	164.6	14.74	155.3	13.73	146.1	12.73	140.9	12.25	136.3	11.77	127.0	10.84
	41.0	40.0	164.6	13.86	155.3	12.92	146.1	12.00	140.9	11.54	136.3	11.10	127.0	10.22
	45.0	43.0	164.6	13.03	155.3	12.17	146.1	11.30	140.9	10.89	136.3	10.47	127.0	9.66
	48.0	46.0	164.6	12.28	155.3	11.45	146.1	10.66	140.9	10.27	136.3	9.89	127.0	9.13
52.0	50.0	164.6	11.57	155.3	10.80	146.1	10.07	140.9	9.71	136.3	9.34	127.0	8.64	
55.0	53.0	164.6	10.89	155.3	10.19	146.1	9.49	140.9	9.16	136.3	8.83	127.0	8.16	
59.0	57.0	164.6	10.29	155.3	9.62	146.1	8.99	140.9	8.64	136.3	8.36	127.0	7.75	

Combination	Outdoor air temp.		Indoor air temperature											
			61		64		68		70		72		75	
	°F DB	°F WB	TC	PI	TC	PI	TC	PI	TC	PI	TC	PI	TC	PI
			KBtu/h	kW	KBtu/h	kW	KBtu/h	kW	KBtu/h	kW	KBtu/h	kW	KBtu/h	kW
80%	-3.5	-4.0	102.3	13.36	101.8	13.75	101.8	14.15	101.8	14.35	101.3	14.55	101.3	14.93
	-2.0	-2.5	103.9	13.48	103.9	13.88	103.4	14.26	103.4	14.46	103.4	14.64	102.9	15.04
	2.0	1.5	108.0	13.76	107.5	14.13	107.5	14.51	107.5	14.69	107.5	14.88	107.0	15.24
	7.0	5.0	112.6	14.05	112.1	14.40	112.1	14.76	112.1	14.93	111.6	15.11	111.6	15.48
	11.0	8.5	117.3	14.33	117.3	14.68	116.7	15.01	116.7	15.18	116.7	15.36	113.1	14.94
	14.5	12.0	122.9	14.61	122.9	14.94	122.4	15.28	122.4	15.43	121.4	15.39	113.1	14.11
	15.0	14.0	126.0	14.76	125.5	15.08	125.5	15.39	125.5	15.56	121.4	14.94	113.1	13.70
	17.0	16.0	128.6	14.89	128.6	15.21	128.1	15.51	125.5	15.18	121.4	14.55	113.1	13.33
	19.5	18.0	133.2	15.11	133.2	15.41	129.6	15.08	125.5	14.48	121.4	13.90	113.1	12.80
	23.0	22.0	140.4	13.71	137.8	15.29	129.6	14.16	125.5	13.61	121.4	13.07	113.1	12.00
	26.5	25.0	146.1	13.80	137.8	14.40	129.6	13.33	125.5	12.88	121.4	12.32	113.1	11.34
	32.0	30.5	146.1	14.03	137.8	13.07	129.6	12.13	125.5	11.69	121.4	11.22	113.1	10.34
	37.5	36.0	146.1	12.78	137.8	11.92	129.6	11.09	125.5	10.67	121.4	10.27	113.1	9.48
	41.0	40.0	146.1	12.04	137.8	11.24	129.6	10.46	125.5	10.07	121.4	9.71	113.1	8.96
	45.0	43.0	146.1	11.34	137.8	10.62	129.6	9.87	125.5	9.52	121.4	9.18	113.1	8.48
	48.0	46.0	146.1	10.71	137.8	10.01	129.6	9.38	125.5	8.99	121.4	8.68	113.1	8.03
52.0	50.0	146.1	10.11	137.8	9.46	129.6	8.83	125.5	8.51	121.4	8.21	113.1	7.61	
55.0	53.0	146.1	9.52	137.8	8.93	129.6	8.34	125.5	8.05	121.4	7.76	113.1	7.20	
59.0	57.0	146.1	9.01	137.8	8.46	129.6	7.91	125.5	7.63	121.4	7.36	113.1	6.85	

GMV5 HR HEAT RECOVERY VRF Units Technical Sales Guide

Combination	Outdoor air temp.		Indoor air temperature											
			61		64		68		70		72		75	
	°F DB	°F WB	TC	PI	TC	PI	TC	PI	TC	PI	TC	PI	TC	PI
			KBtu/h	kW	KBtu/h	kW	KBtu/h	kW	KBtu/h	kW	KBtu/h	kW	KBtu/h	kW
70%	-3.5	-4.0	101.8	14.23	101.3	14.56	101.3	14.91	101.3	15.08	101.3	15.26	98.7	15.09
	-2.0	-2.5	103.4	14.35	103.4	14.68	102.9	15.01	102.9	15.18	102.9	15.36	98.7	14.78
	2.0	1.5	107.5	14.58	107.5	14.91	107.0	15.23	107.0	15.39	105.9	15.38	98.7	14.10
	7.0	5.0	112.1	14.83	111.6	15.14	111.6	15.46	109.5	148.21	105.9	14.61	98.7	13.40
	11.0	8.5	116.7	15.08	116.7	15.38	113.7	15.01	109.5	14.43	105.9	13.85	98.7	12.70
	14.5	12.0	122.4	15.33	120.9	15.31	113.7	14.18	109.5	13.63	105.9	13.08	98.7	12.02
	15.0	14.0	125.5	15.46	120.9	14.86	113.7	13.76	109.5	13.23	105.9	12.72	98.7	11.69
	17.0	16.0	128.1	15.54	120.9	14.46	113.7	13.40	109.5	12.88	105.9	12.38	98.7	11.39
	19.5	18.0	128.1	14.84	120.9	13.81	113.7	12.82	109.5	12.33	105.9	11.85	98.7	10.90
	23.0	22.0	128.1	13.95	120.9	13.00	113.7	12.07	109.5	11.60	105.9	11.15	98.7	10.29
	26.5	25.0	128.1	13.13	120.9	12.25	113.7	11.39	109.5	10.95	105.9	10.54	98.7	9.72
	32.0	30.5	128.1	11.95	120.9	11.22	113.7	10.39	109.5	10.01	105.9	9.64	98.7	8.91
	37.5	36.0	128.1	10.92	120.9	9.25	113.7	9.52	109.5	9.18	105.9	8.84	98.7	8.18
	41.0	40.0	128.1	10.31	120.9	9.64	113.7	9.01	109.5	8.68	105.9	8.38	98.7	7.75
	45.0	43.0	128.1	9.74	120.9	9.13	113.7	8.51	109.5	8.21	105.9	7.93	98.7	7.35
	48.0	46.0	128.1	9.21	120.9	8.63	113.7	8.06	109.5	7.78	105.9	7.51	98.7	6.97
52.0	50.0	128.1	8.71	120.9	8.16	113.7	7.65	109.5	7.38	105.9	7.13	98.7	6.62	
55.0	53.0	128.1	8.23	120.9	7.73	113.7	7.23	109.5	7.00	105.9	6.75	98.7	6.28	
59.0	57.0	128.1	7.80	120.9	7.33	113.7	6.87	109.5	6.65	105.9	6.42	98.7	5.98	

Combination	Outdoor air temp.		Indoor air temperature											
			61		64		68		70		72		75	
	°F DB	°F WB	TC	PI	TC	PI	TC	PI	TC	PI	TC	PI	TC	PI
			KBtu/h	kW	KBtu/h	kW	KBtu/h	kW	KBtu/h	kW	KBtu/h	kW	KBtu/h	kW
60%	-3.5	-4.0	101.3	15.09	100.8	15.38	97.2	14.79	94.1	14.21	91.0	13.65	84.9	12.52
	-2.0	-2.5	102.9	15.19	102.9	15.48	97.2	14.48	94.1	13.91	91.0	13.35	84.9	12.25
	2.0	1.5	107.0	15.39	103.4	14.91	97.2	13.81	94.1	13.28	91.0	12.75	84.9	11.72
	7.0	5.0	109.5	15.23	103.4	14.16	97.2	13.13	94.1	12.63	91.0	12.13	84.9	11.15
	11.0	8.5	109.5	14.41	103.4	13.41	97.2	12.45	94.1	11.99	91.0	11.52	84.9	10.61
	14.5	12.0	109.5	13.61	103.4	12.68	97.2	11.79	94.1	11.34	91.0	10.90	84.9	10.06
	15.0	14.0	109.5	13.23	103.4	12.33	97.2	11.45	94.1	11.04	91.0	10.61	84.9	9.77
	17.0	16.0	109.5	12.88	103.4	12.02	97.2	11.17	94.1	10.76	91.0	10.34	84.9	9.54
	19.5	18.0	109.5	12.32	103.4	11.50	97.2	10.69	94.1	10.31	91.0	9.91	84.9	9.16
	23.0	22.0	109.5	11.60	103.4	10.84	97.2	10.09	94.1	9.72	91.0	9.36	84.9	8.66
	26.5	25.0	109.5	10.95	103.4	10.24	97.2	9.57	94.1	9.21	91.0	8.86	84.9	8.20
	32.0	30.5	109.5	10.01	103.4	9.38	97.2	8.74	94.1	8.44	91.0	8.13	84.9	7.53
	37.5	36.0	109.5	9.18	103.4	8.61	97.2	8.05	94.1	7.76	91.0	7.50	84.9	0.30
	41.0	40.0	109.5	8.68	103.4	8.15	97.2	7.61	94.1	7.36	91.0	7.10	84.9	6.60
	45.0	43.0	109.5	8.21	103.4	7.71	97.2	7.21	94.1	6.98	91.0	6.75	84.9	6.27
	48.0	46.0	109.5	7.78	103.4	7.31	97.2	6.85	94.1	6.63	91.0	6.40	84.9	5.97
52.0	50.0	109.5	7.38	103.4	6.95	97.2	6.52	94.1	6.30	91.0	6.08	84.9	5.69	
55.0	53.0	109.5	6.98	103.4	6.58	97.2	6.18	94.1	5.98	91.0	5.78	84.9	5.40	
59.0	57.0	109.5	6.65	103.4	6.25	97.2	5.88	94.1	5.70	91.0	5.52	84.9	5.15	

Combination	Outdoor air temp.		Indoor air temperature											
			61		64		68		70		72		75	
	°F DB	°F WB	TC	PI	TC	PI	TC	PI	TC	PI	TC	PI	TC	PI
50%	-3.5	-4.0	91.5	13.73	86.4	12.78	81.3	11.87	78.2	11.44	75.6	10.99	70.5	10.12
	-2.0	-2.5	91.5	13.43	86.4	12.52	81.3	11.64	78.2	11.19	75.6	10.76	70.5	9.92
	2.0	1.5	91.5	12.82	86.4	11.95	81.3	11.12	78.2	10.71	75.6	10.31	70.5	9.51
	7.0	5.0	91.5	12.20	86.4	11.39	81.3	10.59	78.2	10.21	75.6	9.82	70.5	9.08
	11.0	8.5	91.5	11.59	86.4	10.84	81.3	10.07	78.2	9.71	75.6	9.34	70.5	8.64
	14.5	12.0	91.5	10.97	86.4	10.26	81.3	9.56	78.2	9.21	75.6	8.88	70.5	8.21
	15.0	14.0	91.5	10.67	86.4	9.97	81.3	9.31	78.2	8.98	75.6	8.64	70.5	8.00
	17.0	16.0	91.5	10.41	86.4	9.74	81.3	9.08	78.2	8.76	75.6	8.44	70.5	7.81
	19.5	18.0	91.5	9.97	86.4	9.38	81.3	8.71	78.2	8.41	75.6	8.11	70.5	7.51
	23.0	22.0	91.5	9.41	86.4	8.83	81.3	8.25	78.2	7.96	75.6	7.68	70.5	7.11
	26.5	25.0	91.5	8.91	86.4	8.36	81.3	7.81	78.2	7.55	75.6	7.28	70.5	6.77
	32.0	30.5	91.5	8.18	86.4	7.68	81.3	7.20	78.2	6.95	75.6	6.72	70.5	6.25
	37.5	36.0	91.5	7.53	86.4	7.08	81.3	6.63	78.2	6.42	75.6	6.22	70.5	5.78
	41.0	40.0	91.5	7.15	86.4	6.72	81.3	6.30	78.2	6.10	75.6	5.90	70.5	5.50
	45.0	43.0	91.5	6.78	86.4	6.38	81.3	6.00	78.2	5.80	75.6	5.62	70.5	5.25
	48.0	46.0	91.5	6.43	86.4	6.07	81.3	5.70	78.2	5.54	75.6	5.35	70.5	5.00
52.0	50.0	91.5	6.12	86.4	5.77	81.3	5.44	78.2	5.27	75.6	5.10	70.5	4.77	
55.0	53.0	91.5	5.82	86.4	5.49	81.3	5.17	78.2	5.02	75.6	4.85	70.5	4.55	
59.0	57.0	91.5	5.54	86.4	5.24	81.3	4.94	78.2	4.79	75.6	4.64	70.5	4.34	

GMV-Q168WM/B1-F(U)

TC—Total capacity of outdoor unit; PI—Power input of outdoor unit

Combination	Outdoor air temp.		Indoor air temperature											
			61		64		68		70		72		75	
	°F DB	°F WB	TC	PI	TC	PI	TC	PI	TC	PI	TC	PI	TC	PI
130%	-3.5	-4.0	122.4	11.61	121.8	12.42	121.2	13.25	121.2	13.66	120.6	14.06	120.6	14.89
	-2.0	-2.5	124.2	11.86	123.6	12.67	123.6	13.49	123.0	13.89	123.0	14.28	122.4	15.09
	2.0	1.5	129.0	12.42	128.4	13.19	127.8	13.98	127.8	14.30	127.8	14.74	127.2	15.53
	7.0	5.0	134.4	12.99	133.8	13.74	133.2	14.49	133.2	14.85	132.6	15.24	132.6	15.98
	11.0	8.5	139.8	13.57	139.8	14.30	139.2	15.00	138.6	15.36	138.6	15.73	138.0	16.43
	14.5	12.0	146.4	14.17	145.8	14.85	145.2	15.53	145.2	15.88	145.2	16.22	144.6	16.90
	15.0	14.0	150.0	14.47	149.4	15.13	148.8	15.79	148.8	16.13	148.2	16.45	148.2	17.11
	17.0	16.0	153.0	14.72	152.4	15.36	152.4	16.02	151.8	16.34	151.8	16.66	151.2	17.33
	19.5	18.0	158.4	15.15	158.4	15.79	157.8	16.41	157.8	16.73	157.2	17.03	156.6	17.67
	23.0	22.0	166.8	15.73	166.2	16.00	165.6	16.92	165.6	17.22	165.0	17.50	165.0	18.09
	26.5	25.0	174.6	16.24	174.0	16.81	174.0	17.37	173.4	17.67	173.4	17.95	172.8	18.50
	32.0	30.5	188.4	17.03	188.4	17.56	187.8	18.07	187.8	18.33	187.2	18.61	187.2	19.12
	37.5	36.0	203.4	17.73	202.8	18.22	202.2	18.71	202.2	18.95	202.2	19.20	201.6	19.67
	41.0	40.0	213.6	18.18	213.0	18.65	213.0	19.10	212.4	19.33	212.4	19.57	211.8	20.02
	45.0	43.0	224.4	18.61	223.8	19.03	223.8	19.48	223.2	19.76	223.2	19.91	214.2	19.12
	48.0	46.0	235.8	18.99	235.2	19.42	235.2	19.82	234.6	20.04	229.8	19.63	214.2	17.97
52.0	50.0	247.8	19.37	247.2	19.76	246.0	20.02	237.6	19.23	229.8	18.44	214.2	16.92	
55.0	53.0	261.0	19.74	260.4	20.12	246.0	18.76	237.6	18.01	229.8	17.31	214.2	15.88	
59.0	57.0	273.6	20.08	261.6	19.05	246.0	17.67	237.6	16.99	229.8	16.30	214.2	14.98	

GMV5 HR HEAT RECOVERY VRF Units Technical Sales Guide

Combination	Outdoor air temp.		Indoor air temperature											
			61		64		68		70		72		75	
	°F DB	°F WB	TC	PI	TC	PI	TC	PI	TC	PI	TC	PI	TC	PI
			KBtu/h	kW	KBtu/h	kW	KBtu/h	kW	KBtu/h	kW	KBtu/h	kW	KBtu/h	kW
120%	-3.5	-4.0	121.8	12.72	121.2	13.46	120.6	14.23	120.6	14.60	120.6	14.98	120.0	15.75
	-2.0	-2.5	123.6	12.95	123.0	13.70	123.0	14.30	122.4	14.81	122.4	15.19	121.8	15.94
	2.0	1.5	128.4	13.46	127.8	14.19	127.8	14.89	127.2	15.26	127.2	15.62	126.6	16.32
	7.0	5.0	133.8	14.00	133.2	14.68	132.6	15.36	132.6	15.73	132.6	16.07	132.0	16.75
	11.0	8.5	139.2	14.53	139.2	15.19	138.6	15.85	138.6	16.20	138.0	16.52	138.0	17.18
	14.5	12.0	145.8	15.09	145.2	15.70	145.2	16.34	144.6	16.66	144.6	16.96	144.0	17.63
	15.0	14.0	149.4	15.36	148.8	15.98	148.2	16.58	148.2	16.90	148.2	17.07	147.6	17.82
	17.0	16.0	152.4	15.60	151.8	16.20	151.8	16.79	151.2	17.09	151.2	17.41	150.6	18.01
	19.5	18.0	157.8	16.00	157.8	16.58	157.2	17.16	157.2	17.45	156.6	17.73	156.6	18.31
	23.0	22.0	166.2	16.52	165.6	17.07	165.0	17.63	165.0	17.90	165.0	18.18	164.4	18.71
	26.5	25.0	174.0	17.01	174.0	17.54	173.4	18.05	173.4	18.31	172.8	18.59	172.8	19.10
	32.0	30.5	187.8	17.73	187.8	18.22	187.2	18.93	187.2	18.95	186.6	19.18	186.6	19.67
	37.5	36.0	202.8	18.39	202.2	18.84	202.2	19.29	201.6	19.52	201.6	19.74	197.4	19.63
	41.0	40.0	213.0	18.80	212.4	19.23	212.4	19.65	211.8	19.87	211.8	20.08	197.4	18.44
	45.0	43.0	223.8	19.18	223.8	19.59	223.2	19.99	219.6	19.72	212.4	18.91	197.4	17.35
	48.0	46.0	235.2	19.57	234.6	19.95	226.8	19.29	219.6	18.52	212.4	17.77	197.4	16.32
52.0	50.0	247.2	19.91	241.2	19.57	226.8	18.14	219.6	17.43	212.4	16.73	197.4	15.38	
55.0	53.0	256.2	19.72	241.2	18.35	226.8	17.01	219.6	16.37	212.4	15.73	197.4	14.47	
59.0	57.0	256.2	18.56	241.2	17.28	226.8	16.05	219.6	15.43	212.4	14.83	197.4	13.66	

Combination	Outdoor air temp.		Indoor air temperature											
			61		64		68		70		72		75	
	°F DB	°F WB	TC	PI	TC	PI	TC	PI	TC	PI	TC	PI	TC	PI
			KBtu/h	kW	KBtu/h	kW	KBtu/h	kW	KBtu/h	kW	KBtu/h	kW	KBtu/h	kW
110%	-3.5	-4.0	121.2	13.83	120.6	14.51	120.0	15.21	120.0	15.56	120.0	15.90	119.4	16.60
	-2.0	-2.5	123.0	14.04	123.0	14.72	122.4	15.41	122.4	15.75	121.8	16.09	121.8	16.77
	2.0	1.5	127.8	14.51	127.2	15.17	127.2	15.83	126.6	16.15	126.6	16.49	126.0	17.13
	7.0	5.0	133.2	15.00	132.6	15.64	132.0	16.26	132.0	16.58	132.0	16.90	131.4	17.52
	11.0	8.5	138.6	15.51	138.6	16.11	138.0	16.71	138.0	17.01	137.4	17.31	137.4	17.92
	14.5	12.0	145.2	16.00	144.6	16.58	144.6	17.16	144.0	17.45	144.0	17.73	144.0	18.31
	15.0	14.0	148.8	16.26	148.2	16.81	147.6	17.39	147.6	17.67	147.6	17.95	147.0	18.50
	17.0	16.0	151.8	16.47	151.2	17.03	151.2	17.58	151.2	17.86	150.6	18.14	150.6	18.67
	19.5	18.0	157.2	16.86	157.2	17.37	156.6	17.90	156.6	18.18	158.4	18.44	156.0	18.97
	23.0	22.0	165.6	17.33	165.0	17.84	164.4	18.33	164.4	18.59	172.2	18.84	163.8	19.35
	26.5	25.0	173.4	17.77	173.4	18.24	172.8	18.73	172.8	18.97	186.6	19.20	172.2	19.69
	32.0	30.5	187.2	18.44	187.2	18.88	186.6	19.33	186.6	19.55	194.4	19.78	181.2	19.40
	37.5	36.0	202.2	19.05	201.6	19.46	201.6	19.87	201.0	20.06	194.4	19.25	181.2	17.65
	41.0	40.0	212.4	19.42	212.4	19.82	208.2	19.63	201.0	18.84	194.4	18.09	181.2	16.60
	45.0	43.0	223.2	19.78	221.4	19.91	208.2	18.44	201.0	17.71	194.4	17.01	181.2	15.62
	48.0	46.0	234.6	20.10	221.4	18.71	208.2	17.35	201.0	16.66	194.4	16.00	181.2	14.72
52.0	50.0	234.6	18.91	221.4	17.60	208.2	16.32	201.0	15.70	194.4	15.09	181.2	13.89	
55.0	53.0	234.6	17.73	221.4	16.52	208.2	15.34	201.0	14.77	194.4	14.19	181.2	13.08	
59.0	57.0	234.6	16.71	221.4	15.58	208.2	14.49	201.0	13.93	194.4	13.42	181.2	12.38	

Combination	Outdoor air temp.		Indoor air temperature											
			61		64		68		70		72		75	
	°F DB	°F WB	TC	PI	TC	PI	TC	PI	TC	PI	TC	PI	TC	PI
			KBtu/h	kW	KBtu/h	kW	KBtu/h	kW	KBtu/h	kW	KBtu/h	kW	KBtu/h	kW
100%	-3.5	-4.0	120.6	14.94	120.0	15.56	120.0	16.20	119.4	16.52	119.4	16.81	118.8	17.45
	-2.0	-2.5	122.4	15.13	122.4	15.75	121.8	16.37	121.8	16.69	121.2	17.01	121.2	17.63
	2.0	1.5	127.2	15.56	126.6	16.15	126.6	16.75	126.6	17.05	126.0	17.35	126.0	17.95
	7.0	5.0	132.6	16.00	132.0	16.58	132.0	17.16	131.4	17.45	131.4	17.73	130.8	18.31
	11.0	8.5	138.0	16.47	138.0	17.01	137.4	17.56	137.4	17.84	137.4	17.48	136.8	18.67
	14.5	12.0	144.6	16.92	144.0	17.45	144.0	17.97	144.0	18.24	143.4	18.50	143.4	19.01
	15.0	14.0	148.2	17.16	147.6	17.67	147.6	18.18	147.0	18.44	147.0	18.69	146.4	19.20
	17.0	16.0	151.2	17.35	151.2	17.86	150.6	18.35	150.6	18.61	150.0	18.86	150.0	19.35
	19.5	18.0	156.6	17.69	156.6	18.18	156.0	18.65	156.0	18.91	156.0	19.14	155.4	19.63
	23.0	22.0	165.0	18.14	164.4	18.59	164.4	19.05	163.8	19.29	163.8	19.50	163.8	19.97
	26.5	25.0	172.8	18.54	172.8	18.97	172.2	19.42	172.2	19.63	172.2	19.84	165.0	19.01
	32.0	30.5	186.6	19.16	186.6	19.55	186.0	19.95	183.0	19.63	177.0	18.82	165.0	17.28
	37.5	36.0	201.6	19.69	201.0	20.06	189.0	18.56	183.0	17.84	177.0	17.13	165.0	15.73
	41.0	40.0	211.8	20.06	201.0	18.84	189.0	17.45	183.0	16.79	177.0	16.13	165.0	14.83
	45.0	43.0	213.0	19.03	201.0	17.71	189.0	16.43	183.0	15.81	177.0	15.19	165.0	13.98
	48.0	46.0	213.0	17.88	201.0	16.66	189.0	15.47	183.0	14.89	177.0	14.32	165.0	13.19
52.0	50.0	213.0	16.84	201.0	15.70	189.0	14.60	183.0	14.04	177.0	13.51	165.0	12.46	
55.0	53.0	213.0	15.81	201.0	14.77	189.0	13.74	183.0	13.23	177.0	12.74	165.0	11.76	
59.0	57.0	213.0	14.92	201.0	13.93	189.0	12.97	183.0	12.50	177.0	12.03	165.0	11.14	

Combination	Outdoor air temp.		Indoor air temperature											
			61		64		68		70		72		75	
	°F DB	°F WB	TC	PI	TC	PI	TC	PI	TC	PI	TC	PI	TC	PI
			KBtu/h	kW	KBtu/h	kW	KBtu/h	kW	KBtu/h	kW	KBtu/h	kW	KBtu/h	kW
90%	-3.5	-4.0	120.0	16.05	119.4	16.60	119.4	17.18	118.8	17.45	118.8	17.75	118.8	18.31
	-2.0	-2.5	121.8	16.22	121.8	16.79	121.2	17.35	121.2	17.63	121.2	17.90	120.6	18.46
	2.0	1.5	126.6	16.62	126.0	17.16	126.0	17.69	126.0	17.97	125.4	18.22	125.4	18.76
	7.0	5.0	132.0	17.03	131.4	17.54	131.4	18.05	130.8	18.14	130.8	18.56	130.8	19.08
	11.0	8.5	137.4	17.43	137.4	17.92	136.8	18.41	136.8	18.67	136.8	18.91	136.2	19.40
	14.5	12.0	144.0	17.84	144.0	18.31	143.4	18.78	143.4	19.03	143.4	19.27	142.8	19.74
	15.0	14.0	147.6	18.05	147.0	18.52	147.0	18.97	146.4	19.20	146.4	19.44	146.4	19.89
	17.0	16.0	150.6	18.24	150.6	18.69	150.0	19.14	150.0	19.35	150.0	19.59	148.2	19.78
	19.5	18.0	156.0	18.54	156.0	18.97	155.4	19.42	155.4	19.63	155.4	19.84	148.2	18.88
	23.0	22.0	164.4	18.95	163.8	19.35	163.8	19.76	163.8	19.97	159.0	19.35	148.2	17.75
	26.5	25.0	172.2	19.31	172.2	17.56	170.4	19.78	164.4	18.99	159.0	18.22	148.2	16.73
	32.0	30.5	186.6	19.87	181.2	17.24	170.4	17.95	164.4	17.24	159.0	16.56	148.2	15.21
	37.5	36.0	192.0	18.93	181.2	17.63	170.4	16.34	164.4	15.73	159.0	15.11	148.2	13.91
	41.0	40.0	192.0	17.80	181.2	16.58	170.4	15.41	164.4	14.81	159.0	14.25	148.2	13.12
	45.0	43.0	192.0	16.73	181.2	15.62	170.4	14.51	164.4	13.98	159.0	13.44	148.2	12.40
	48.0	46.0	192.0	15.77	181.2	14.70	170.4	13.68	164.4	13.19	159.0	12.70	148.2	11.71
52.0	50.0	192.0	14.85	181.2	13.87	170.4	12.93	164.4	12.46	159.0	11.99	148.2	11.10	
55.0	53.0	192.0	13.98	181.2	13.08	170.4	12.18	164.4	11.76	159.0	11.33	148.2	10.48	
59.0	57.0	192.0	13.21	181.2	12.35	170.4	11.54	164.4	11.10	159.0	10.73	148.2	9.94	

GMV5 HR HEAT RECOVERY VRF Units Technical Sales Guide

Combination	Outdoor air temp.		Indoor air temperature											
			61		64		68		70		72		75	
	°F DB	°F WB	TC	PI	TC	PI	TC	PI	TC	PI	TC	PI	TC	PI
			KBtu/h	kW	KBtu/h	kW	KBtu/h	kW	KBtu/h	kW	KBtu/h	kW	KBtu/h	kW
80%	-3.5	-4.0	119.4	17.16	118.8	17.65	118.8	18.16	118.8	18.41	118.2	18.67	118.2	19.16
	-2.0	-2.5	121.2	17.31	121.2	17.82	120.6	18.31	120.6	18.56	120.6	18.80	120.0	19.31
	2.0	1.5	126.0	17.67	125.4	18.14	125.4	18.63	125.4	18.86	125.4	19.10	124.8	19.57
	7.0	5.0	131.4	18.03	130.8	18.48	130.8	18.95	130.8	19.16	130.2	19.40	130.2	19.87
	11.0	8.5	136.8	18.39	136.8	18.84	136.2	19.27	136.2	19.48	136.2	19.72	132.0	19.18
	14.5	12.0	143.4	18.76	143.4	19.18	142.8	19.61	142.8	19.80	141.6	19.76	132.0	18.12
	15.0	14.0	147.0	18.95	146.4	19.35	146.4	19.76	146.4	19.97	141.6	19.18	132.0	17.58
	17.0	16.0	150.0	19.12	150.0	19.52	149.4	19.91	146.4	19.48	141.6	18.67	132.0	17.11
	19.5	18.0	155.4	19.40	155.4	19.78	151.2	19.35	146.4	18.59	141.6	17.84	132.0	16.43
	23.0	22.0	163.8	17.60	160.8	19.63	151.2	18.18	146.4	17.48	141.6	16.77	132.0	15.41
	26.5	25.0	170.4	17.71	160.8	18.48	151.2	17.11	146.4	16.54	141.6	15.81	132.0	14.55
	32.0	30.5	170.4	18.01	160.8	16.77	151.2	15.58	146.4	15.00	141.6	14.40	132.0	13.27
	37.5	36.0	170.4	16.41	160.8	15.30	151.2	14.23	146.4	13.70	141.6	13.19	132.0	12.16
	41.0	40.0	170.4	15.45	160.8	14.42	151.2	13.42	146.4	12.93	141.6	12.46	132.0	11.50
	45.0	43.0	170.4	14.55	160.8	13.63	151.2	12.67	146.4	12.23	141.6	11.78	132.0	10.88
	48.0	46.0	170.4	13.74	160.8	12.85	151.2	12.03	146.4	11.54	141.6	11.14	132.0	10.31
52.0	50.0	170.4	12.97	160.8	12.14	151.2	11.33	146.4	10.93	141.6	10.54	132.0	9.77	
55.0	53.0	170.4	12.23	160.8	11.46	151.2	10.71	146.4	10.33	141.6	9.96	132.0	9.24	
59.0	57.0	170.4	11.57	160.8	10.86	151.2	10.16	146.4	9.79	141.6	9.45	132.0	8.79	

Combination	Outdoor air temp.		Indoor air temperature											
			61		64		68		70		72		75	
	°F DB	°F WB	TC	PI	TC	PI	TC	PI	TC	PI	TC	PI	TC	PI
			KBtu/h	kW	KBtu/h	kW	KBtu/h	kW	KBtu/h	kW	KBtu/h	kW	KBtu/h	kW
70%	-3.5	-4.0	118.8	18.27	118.2	18.69	118.2	19.14	118.2	19.35	118.2	19.59	115.2	19.37
	-2.0	-2.5	120.6	18.41	120.6	18.84	120.0	19.27	120.0	19.48	120.0	19.72	115.2	18.97
	2.0	1.5	125.4	18.71	125.4	19.14	124.8	19.55	124.8	19.76	123.6	19.74	115.2	18.09
	7.0	5.0	130.8	19.03	130.2	19.44	130.2	19.84	127.8	19.025	123.6	18.76	115.2	17.20
	11.0	8.5	136.2	19.35	136.2	19.74	132.6	19.27	127.8	18.52	123.6	17.77	115.2	16.30
	14.5	12.0	142.8	19.67	141.0	19.65	132.6	18.20	127.8	17.50	123.6	16.79	115.2	15.43
	15.0	14.0	146.4	19.84	141.0	19.08	132.6	17.67	127.8	16.99	123.6	16.32	115.2	15.00
	17.0	16.0	149.4	19.95	141.0	18.56	132.6	17.20	127.8	16.54	123.6	15.90	115.2	14.62
	19.5	18.0	149.4	19.05	141.0	17.73	132.6	16.45	127.8	15.83	123.6	15.21	115.2	14.00
	23.0	22.0	149.4	17.90	141.0	16.69	132.6	15.49	127.8	14.89	123.6	14.32	115.2	13.21
	26.5	25.0	149.4	16.86	141.0	15.73	132.6	14.62	127.8	14.06	123.6	13.53	115.2	12.48
	32.0	30.5	149.4	15.34	141.0	14.40	132.6	13.34	127.8	12.85	123.6	12.38	115.2	11.44
	37.5	36.0	149.4	14.02	141.0	0.32	132.6	12.23	127.8	11.78	123.6	11.35	115.2	10.50
	41.0	40.0	149.4	13.23	141.0	12.38	132.6	11.57	127.8	11.14	123.6	10.75	115.2	9.94
	45.0	43.0	149.4	12.50	141.0	11.71	132.6	10.93	127.8	10.54	123.6	10.18	115.2	9.43
	48.0	46.0	149.4	11.82	141.0	11.07	132.6	10.35	127.8	9.99	123.6	9.64	115.2	8.94
52.0	50.0	149.4	11.18	141.0	10.48	132.6	9.82	127.8	9.47	123.6	9.15	115.2	8.49	
55.0	53.0	149.4	10.56	141.0	9.92	132.6	9.28	127.8	8.98	123.6	8.66	115.2	8.07	
59.0	57.0	149.4	10.01	141.0	9.41	132.6	8.81	127.8	8.54	123.6	8.24	115.2	7.68	

Combination	Outdoor air temp.		Indoor air temperature											
			61		64		68		70		72		75	
	°F DB	°F WB	TC	PI	TC	PI	TC	PI	TC	PI	TC	PI	TC	PI
60%	-3.5	-4.0	118.2	19.37	117.6	19.74	113.4	18.99	109.8	18.24	106.2	17.52	99.0	16.07
	-2.0	-2.5	120.0	19.50	120.0	19.87	113.4	18.59	109.8	17.86	106.2	17.13	99.0	15.73
	2.0	1.5	124.8	19.76	120.6	19.14	113.4	17.73	109.8	17.05	106.2	16.37	99.0	15.04
	7.0	5.0	127.8	19.55	120.6	18.18	113.4	16.86	109.8	16.22	106.2	15.58	99.0	14.32
	11.0	8.5	127.8	18.50	120.6	17.22	113.4	15.98	109.8	15.38	106.2	14.79	99.0	13.61
	14.5	12.0	127.8	17.48	120.6	16.28	113.4	15.13	109.8	14.55	106.2	14.00	99.0	12.91
	15.0	14.0	127.8	16.99	120.6	15.83	113.4	14.70	109.8	14.17	106.2	13.61	99.0	12.55
	17.0	16.0	127.8	16.54	120.6	15.43	113.4	14.34	109.8	13.81	106.2	13.27	99.0	12.25
	19.5	18.0	127.8	15.81	120.6	14.77	113.4	13.72	109.8	13.23	106.2	12.72	99.0	11.76
	23.0	22.0	127.8	14.89	120.6	13.91	113.4	12.95	109.8	12.48	106.2	12.01	99.0	11.12
	26.5	25.0	127.8	14.06	120.6	13.14	113.4	12.29	109.8	11.82	106.2	11.37	99.0	10.52
	32.0	30.5	127.8	12.85	120.6	12.03	113.4	11.22	109.8	10.84	106.2	10.43	99.0	9.67
	37.5	36.0	127.8	11.78	120.6	11.05	113.4	10.33	109.8	9.96	106.2	9.62	99.0	0.38
	41.0	40.0	127.8	11.14	120.6	10.46	113.4	9.77	109.8	9.45	106.2	9.11	99.0	8.47
	45.0	43.0	127.8	10.54	120.6	9.90	113.4	9.26	109.8	8.96	106.2	8.66	99.0	8.04
	48.0	46.0	127.8	9.99	120.6	9.39	113.4	8.79	109.8	8.51	106.2	8.22	99.0	7.66
52.0	50.0	127.8	9.47	120.6	8.92	113.4	8.36	109.8	8.09	106.2	7.81	99.0	7.30	
55.0	53.0	127.8	8.96	120.6	8.45	113.4	7.94	109.8	7.68	106.2	7.43	99.0	6.93	
59.0	57.0	127.8	8.54	120.6	8.02	113.4	7.55	109.8	7.32	106.2	7.08	99.0	6.61	

Combination	Outdoor air temp.		Indoor air temperature											
			61		64		68		70		72		75	
	°F DB	°F WB	TC	PI	TC	PI	TC	PI	TC	PI	TC	PI	TC	PI
50%	-3.5	-4.0	106.8	17.63	100.8	16.41	94.8	15.24	91.2	14.68	88.2	14.10	82.2	12.99
	-2.0	-2.5	106.8	17.24	100.8	16.07	94.8	14.94	91.2	14.36	88.2	13.81	82.2	12.74
	2.0	1.5	106.8	16.45	100.8	15.34	94.8	14.28	91.2	13.74	88.2	13.23	82.2	12.21
	7.0	5.0	106.8	15.66	100.8	14.62	94.8	13.59	91.2	13.10	88.2	12.61	82.2	11.65
	11.0	8.5	106.8	14.87	100.8	13.91	94.8	12.93	91.2	12.46	88.2	11.99	82.2	11.10
	14.5	12.0	106.8	14.08	100.8	13.17	94.8	12.27	91.2	11.82	88.2	11.39	82.2	10.54
	15.0	14.0	106.8	13.70	100.8	12.80	94.8	11.95	91.2	11.52	88.2	11.10	82.2	10.26
	17.0	16.0	106.8	13.36	100.8	12.50	94.8	11.65	91.2	11.25	88.2	10.84	82.2	10.03
	19.5	18.0	106.8	12.80	100.8	12.03	94.8	11.18	91.2	10.80	88.2	10.41	82.2	9.64
	23.0	22.0	106.8	12.08	100.8	11.33	94.8	10.58	91.2	10.22	88.2	9.86	82.2	9.13
	26.5	25.0	106.8	11.44	100.8	10.73	94.8	10.03	91.2	9.69	88.2	9.35	82.2	8.68
	32.0	30.5	106.8	10.50	100.8	9.86	94.8	9.24	91.2	8.92	88.2	8.62	82.2	8.02
	37.5	36.0	106.8	9.67	100.8	9.09	94.8	8.51	91.2	8.24	88.2	7.98	82.2	7.43
	41.0	40.0	106.8	9.18	100.8	8.62	94.8	8.09	91.2	7.83	88.2	7.57	82.2	7.06
	45.0	43.0	106.8	8.71	100.8	8.19	94.8	7.70	91.2	7.45	88.2	7.21	82.2	6.74
	48.0	46.0	106.8	8.26	100.8	7.79	94.8	7.32	91.2	7.11	88.2	6.87	82.2	6.42
52.0	50.0	106.8	7.85	100.8	7.40	94.8	6.98	91.2	6.76	88.2	6.55	82.2	6.12	
55.0	53.0	106.8	7.47	100.8	7.04	94.8	6.64	91.2	6.44	88.2	6.23	82.2	5.85	
59.0	57.0	106.8	7.11	100.8	6.72	94.8	6.34	91.2	6.15	88.2	5.95	82.2	5.57	

GMV5 HR HEAT RECOVERY VRF Units Technical Sales Guide

➤ GMV-Q***WM/B-U(U): Cooling Capacity Correction Table for GMV5 HR VRF Unit
GMV-Q72WM/B-U(U)

TC—Total capacity of outdoor unit; PI—Power input of outdoor unit

Combination	Outdoor air temp (°F DB)	Indoor air temp													
		57.2 °F WB		60.8 °F WB		64.4 °F WB		66.2 °F WB		68 °F WB		71.6 °F WB		75.2 °F WB	
		68 °F DB		73.4 °F DB		78.8 °F DB		80.6 °F DB		82.4 °F DB		86 °F DB		89.6 °F DB	
		TC	PI	TC	PI	TC	PI	TC	PI	TC	PI	TC	PI	TC	PI
		kBtu/h	kW	kBtu/h	kW	kBtu/h	kW	kBtu/h	kW	kBtu/h	kW	kBtu/h	kW	kBtu/h	kW
130%	50	63.3	2.51	75.3	3.07	87.4	3.65	90.8	3.73	91.8	3.66	94.1	3.51	96.4	3.34
	53.6	63.3	2.56	75.3	3.13	87.4	3.73	89.5	3.71	90.8	3.64	92.8	3.48	95.1	3.43
	57.2	63.3	2.61	75.3	3.19	87.2	3.77	88.5	3.70	89.5	3.62	91.8	3.59	94.1	3.62
	60.8	63.3	2.65	75.3	3.26	86.1	3.76	87.2	3.73	88.2	3.74	90.5	3.78	92.8	3.81
	64.4	63.3	2.70	75.3	3.32	84.9	3.90	85.9	3.92	87.2	3.94	89.5	3.98	91.8	4.01
	68	63.3	2.76	75.3	3.54	83.6	4.09	84.9	4.11	85.9	4.13	88.2	4.17	90.5	4.21
	69.8	63.3	2.84	75.3	3.66	83.1	4.18	84.3	4.20	85.4	4.23	87.7	4.27	90.0	4.31
	73.4	63.3	3.04	75.3	3.92	82.0	4.37	83.1	4.40	84.1	4.42	86.4	4.46	88.7	4.51
	77	63.3	3.25	75.3	4.20	80.7	4.56	82.0	4.59	83.1	4.62	85.4	4.66	87.7	4.70
	80.6	63.3	3.47	75.3	4.50	79.7	4.02	80.7	4.78	81.8	4.81	84.1	4.86	86.4	4.91
	84.2	63.3	3.70	75.3	4.81	78.4	4.95	79.5	4.98	80.7	5.01	83.1	5.06	85.4	5.11
	87.8	63.3	3.95	75.1	5.09	77.1	5.15	78.4	0.76	79.5	5.20	81.8	5.26	84.1	5.31
	91.4	63.3	4.21	73.8	5.28	76.1	5.33	77.1	5.37	78.4	5.39	80.7	5.45	82.8	5.52
	95	63.3	4.49	72.5	5.47	74.8	5.53	76.1	5.56	77.1	5.59	79.5	5.66	81.8	5.72
98.6	63.3	4.78	71.5	5.67	73.8	5.73	74.8	5.76	76.1	5.80	78.2	5.87	80.5	5.93	
102.2	63.3	5.09	70.2	5.86	72.5	5.92	73.8	5.96	74.8	6.00	77.1	6.06	79.5	6.14	
120%	50	58.4	2.29	69.4	2.80	80.7	3.33	86.4	3.60	90.5	3.76	92.6	3.61	94.6	3.47
	53.6	58.4	2.34	69.4	2.85	80.7	3.40	86.4	3.67	89.2	3.73	91.3	3.59	93.3	3.45
	57.2	58.4	2.38	69.4	2.91	80.7	3.46	86.4	3.74	87.9	3.71	90.3	3.57	92.3	3.59
	60.8	58.4	2.43	69.4	2.97	80.7	3.53	85.9	3.77	86.9	3.72	89.0	3.76	91.0	3.79
	64.4	58.4	2.47	69.4	3.03	80.7	3.65	84.6	3.90	85.6	3.91	87.7	3.95	90.0	3.98
	68	58.4	2.52	69.4	3.15	80.7	3.92	83.6	4.09	84.6	4.10	86.7	4.14	88.7	4.17
	69.8	58.4	2.54	69.4	3.26	80.7	4.06	82.8	4.18	83.8	4.20	86.1	4.23	88.2	4.28
	73.4	58.4	2.72	69.4	3.49	80.7	4.35	81.8	4.37	82.8	4.39	84.9	4.43	86.9	4.47
	77	58.4	2.90	69.4	3.73	79.5	4.54	80.5	4.56	81.5	4.58	83.8	4.62	85.9	4.67
	80.6	58.4	3.10	69.4	3.99	78.4	4.73	79.5	4.76	80.5	4.78	82.5	4.82	84.6	4.87
	84.2	58.4	3.31	69.4	4.26	77.1	4.92	78.2	4.95	79.2	4.97	81.3	5.02	83.6	5.06
	87.8	58.4	3.53	69.4	4.55	76.1	5.12	77.1	5.14	78.2	5.17	80.2	5.22	82.3	5.27
	91.4	58.4	3.76	69.4	4.86	74.8	5.31	75.9	5.34	76.9	5.36	78.9	5.42	81.0	5.47
	95	58.4	4.00	69.4	5.17	73.5	5.50	74.6	5.53	75.9	5.56	77.9	5.62	80.0	5.67
98.6	58.4	4.26	69.4	5.51	72.5	5.70	73.5	5.73	74.6	5.76	76.6	5.81	78.7	5.88	
102.2	58.4	4.53	69.2	5.82	71.2	5.89	72.3	5.92	73.3	5.95	75.6	6.02	77.7	6.08	

Combination	Outdoor air temp (°F DB)	Indoor air temp													
		57.2 °F WB		60.8 °F WB		64.4 °F WB		66.2 °F WB		68 °F WB		71.6 °F WB		75.2 °F WB	
		68 °F DB		73.4 °F DB		78.8 °F DB		80.6 °F DB		82.4 °F DB		86 °F DB		89.6 °F DB	
		TC	PI	TC	PI	TC	PI	TC	PI	TC	PI	TC	PI	TC	PI
		kBtu/h	kW	kBtu/h	kW	kBtu/h	kW	kBtu/h	kW	kBtu/h	kW	kBtu/h	kW	kBtu/h	kW
110%	50	53.5	2.08	63.8	2.54	74.1	3.01	79.2	3.26	84.3	3.51	90.8	3.72	92.8	3.59
	53.6	53.5	2.12	63.8	2.59	74.1	3.07	79.2	3.32	84.3	3.57	89.7	3.70	91.5	3.57
	57.2	53.5	2.16	63.8	2.63	74.1	3.13	79.2	3.38	84.3	3.64	88.5	3.70	90.5	3.56
	60.8	53.5	2.20	63.8	2.68	74.1	3.19	79.2	3.45	84.3	3.71	87.4	3.73	89.2	3.76
	64.4	53.5	2.24	63.8	2.73	74.1	3.26	79.2	3.54	84.3	3.89	86.1	3.92	88.2	3.95
	68	53.5	2.29	63.8	2.79	74.1	3.45	79.2	3.81	83.1	4.08	85.1	4.11	86.9	4.15
	69.8	53.5	2.31	63.8	2.87	74.1	3.57	79.2	3.95	82.5	4.17	84.3	4.20	86.4	4.24
	73.4	53.5	2.42	63.8	3.08	74.1	3.83	79.2	4.23	81.3	4.36	83.3	4.40	85.1	4.44
	77	53.5	2.57	63.8	3.29	74.1	4.09	79.2	4.53	80.2	4.55	82.0	4.59	84.1	4.63
	80.6	53.5	2.75	63.8	3.52	74.1	4.38	77.9	4.73	78.9	4.74	81.0	4.78	82.8	4.83
	84.2	53.5	2.93	63.8	3.76	74.1	4.68	76.9	4.92	77.9	4.94	79.7	4.98	81.8	5.03
	87.8	53.5	3.12	63.8	4.01	74.1	5.00	75.6	5.11	76.6	5.13	78.7	5.17	80.5	5.23
	91.4	53.5	3.32	63.8	4.27	73.5	5.27	74.6	5.30	75.6	5.32	77.4	5.37	79.5	5.42
	95	53.5	3.54	63.8	4.55	72.5	5.46	73.3	5.49	74.3	5.52	76.1	5.57	78.2	5.62
	98.6	53.5	3.76	63.8	4.84	71.2	5.66	72.3	5.68	73.0	5.71	75.1	5.77	76.9	5.82
102.2	53.5	4.00	63.8	5.16	69.9	5.85	71.0	5.88	72.0	5.91	73.8	5.97	75.9	6.03	

Combination	Outdoor air temp (°F DB)	Indoor air temp													
		57.2 °F WB		60.8 °F WB		64.4 °F WB		66.2 °F WB		68 °F WB		71.6 °F WB		75.2 °F WB	
		68 °F DB		73.4 °F DB		78.8 °F DB		80.6 °F DB		82.4 °F DB		86 °F DB		89.6 °F DB	
		TC	PI	TC	PI	TC	PI	TC	PI	TC	PI	TC	PI	TC	PI
		kBtu/h	kW	kBtu/h	kW	kBtu/h	kW	kBtu/h	kW	kBtu/h	kW	kBtu/h	kW	kBtu/h	kW
100%	50	48.6	1.88	57.9	2.29	67.4	2.70	72.0	2.92	76.6	3.15	86.1	3.57	90.8	3.71
	53.6	48.6	1.91	57.9	2.32	67.4	2.74	72.0	2.96	76.6	3.21	86.1	3.63	89.5	3.68
	57.2	48.6	1.94	57.9	2.36	67.4	2.79	72.0	3.01	76.6	3.27	86.1	3.69	88.5	3.65
	60.8	48.6	1.98	57.9	2.41	67.4	2.85	72.0	3.08	76.6	3.35	85.8	3.78	87.2	3.73
	64.4	48.6	2.03	57.9	2.46	67.4	2.90	72.0	3.14	76.6	3.41	84.6	3.85	86.2	3.91
	68	48.6	2.06	57.9	2.50	67.4	3.00	72.0	3.30	76.6	3.63	83.3	4.05	84.9	4.11
	69.8	48.6	2.08	57.9	2.53	67.4	3.10	72.0	3.42	76.6	3.75	82.8	4.19	84.4	4.23
	73.4	48.6	2.13	57.9	2.70	67.4	3.34	72.0	3.67	76.6	4.03	81.8	4.43	83.1	4.47
	77	48.6	2.27	57.9	2.87	67.4	3.55	72.0	3.91	76.6	4.32	80.5	4.59	82.1	4.64
	80.6	48.6	2.42	57.9	3.07	67.4	3.81	72.0	4.19	76.6	4.63	79.2	4.76	80.8	4.80
	84.2	48.6	2.57	57.9	3.28	67.4	4.07	72.0	4.49	76.4	4.90	78.1	4.99	79.7	5.03
	87.8	48.6	2.73	57.9	3.49	67.4	4.34	72.0	4.83	75.4	5.10	76.3	5.19	78.5	5.23
	91.4	48.6	2.91	57.9	3.72	67.4	4.63	72.0	5.12	74.1	5.29	76.0	5.34	77.4	5.38
	95	48.6	3.09	57.9	3.96	67.4	4.94	72.0	5.45	72.8	5.48	74.5	5.53	76.2	5.58
	98.6	48.6	3.29	57.9	4.22	67.4	5.26	70.7	5.65	71.9	5.68	73.4	5.72	75.1	5.77
102.2	48.6	3.51	57.9	4.49	67.4	5.60	69.8	5.84	70.1	5.87	72.5	5.91	73.3	5.96	

GMV5 HR HEAT RECOVERY VRF Units Technical Sales Guide

Combination	Outdoor air temp (°F DB)	Indoor air temp													
		57.2 °F WB		60.8 °F WB		64.4 °F WB		66.2 °F WB		68 °F WB		71.6 °F WB		75.2 °F WB	
		68 °F DB		73.4 °F DB		78.8 °F DB		80.6 °F DB		82.4 °F DB		86 °F DB		89.6 °F DB	
		TC	PI	TC	PI	TC	PI	TC	PI	TC	PI	TC	PI	TC	PI
		kBtu/h	kW	kBtu/h	kW	kBtu/h	kW	kBtu/h	kW	kBtu/h	kW	kBtu/h	kW	kBtu/h	kW
90%	50	43.7	1.64	52.1	1.97	60.6	2.31	64.8	2.60	69.0	2.77	77.5	3.17	85.9	3.60
	53.6	43.7	1.66	52.1	2.00	60.6	2.34	64.8	2.64	69.0	2.82	77.5	3.23	85.9	3.64
	57.2	43.7	1.69	52.1	2.03	60.6	2.38	64.8	2.68	69.0	2.87	77.5	3.28	85.9	3.70
	60.8	43.7	1.73	52.1	2.08	60.6	2.43	64.8	2.74	69.0	2.94	77.5	3.36	85.6	3.77
	64.4	43.7	1.77	52.1	2.12	60.6	2.48	64.8	2.79	69.0	2.99	77.5	3.44	84.8	3.91
	68	43.7	1.80	52.1	2.16	60.6	2.56	64.8	2.85	69.0	3.12	77.5	3.69	83.3	4.07
	69.8	43.7	1.81	52.1	2.18	60.6	2.65	64.8	2.94	69.0	3.22	77.5	3.82	82.8	4.16
	73.4	43.7	1.86	52.1	2.33	60.6	2.85	64.8	3.16	69.0	3.45	77.5	4.10	81.5	4.38
	77	43.7	1.98	52.1	2.48	60.6	3.03	64.8	3.37	69.0	3.69	77.5	4.39	80.5	4.56
	80.6	43.7	2.11	52.1	2.65	60.6	3.25	64.8	3.60	69.0	3.95	77.5	4.68	79.2	4.76
	84.2	43.7	2.24	52.1	2.83	60.6	3.48	64.8	3.85	69.0	4.22	76.6	4.91	78.2	4.95
	87.8	43.7	2.38	52.1	3.01	60.6	3.71	64.8	4.11	69.0	4.50	75.3	5.08	76.9	5.15
	91.4	43.7	2.54	52.1	3.21	60.6	3.95	64.8	4.37	69.0	4.79	74.3	5.29	75.9	5.34
	95	43.7	2.70	52.1	3.41	60.6	4.22	64.8	4.66	69.0	5.12	73.0	5.48	74.6	5.53
98.6	43.7	2.87	52.1	3.64	60.6	4.49	63.6	4.83	69.0	5.48	71.7	5.68	73.5	5.66	
102.2	43.7	3.06	52.1	3.87	60.6	4.78	62.8	4.98	69.0	5.81	70.7	5.89	72.3	5.87	

Combination	Outdoor air temp (°F DB)	Indoor air temp													
		57.2 °F WB		60.8 °F WB		64.4 °F WB		66.2 °F WB		68 °F WB		71.6 °F WB		75.2 °F WB	
		68 °F DB		73.4 °F DB		78.8 °F DB		80.6 °F DB		82.4 °F DB		86 °F DB		89.6 °F DB	
		TC	PI	TC	PI	TC	PI	TC	PI	TC	PI	TC	PI	TC	PI
		kBtu/h	kW	kBtu/h	kW	kBtu/h	kW	kBtu/h	kW	kBtu/h	kW	kBtu/h	kW	kBtu/h	kW
80%	50	38.9	1.49	46.3	1.79	53.9	2.10	57.6	2.26	61.3	2.42	68.9	2.77	76.4	3.22
	53.6	38.9	1.51	46.3	1.82	53.9	2.14	57.6	2.31	61.3	2.47	68.9	2.82	76.4	3.19
	57.2	38.9	1.54	46.3	1.85	53.9	2.18	57.6	2.34	61.3	2.52	68.9	2.87	76.4	3.26
	60.8	38.9	1.57	46.3	1.88	53.9	2.22	57.6	2.39	61.3	2.55	68.9	2.93	76.4	3.38
	64.4	38.9	1.59	46.3	1.92	53.9	2.27	57.6	2.44	61.3	2.60	68.9	3.00	76.4	3.62
	68	38.9	1.62	46.3	1.96	53.9	2.31	57.6	2.48	61.3	2.66	68.9	3.11	76.4	3.75
	69.8	38.9	1.64	46.3	1.97	53.9	2.33	57.6	2.51	61.3	2.72	68.9	3.22	76.4	4.01
	73.4	38.9	1.67	46.3	2.01	53.9	2.44	57.6	2.68	61.3	2.91	68.9	3.44	76.4	4.29
	77	38.9	1.72	46.3	2.14	53.9	2.61	57.6	2.86	61.3	3.11	68.9	3.68	76.4	4.58
	80.6	38.9	1.83	46.3	2.28	53.9	2.78	57.6	3.05	61.3	3.33	68.9	3.93	76.4	4.74
	84.2	38.9	1.95	46.3	2.43	53.9	2.96	57.6	3.25	61.1	3.55	68.9	4.20	76.4	4.91
	87.8	38.9	2.07	46.3	2.58	53.9	3.15	57.6	3.46	61.1	3.79	68.9	4.48	75.1	5.09
	91.4	38.9	2.20	46.3	2.87	53.9	3.36	57.6	3.69	61.1	4.04	68.9	4.78	74.1	5.27
	95	38.9	2.33	46.3	2.87	53.9	3.57	57.6	3.93	61.1	4.30	68.9	5.10	72.8	5.47
98.6	38.9	2.47	46.3	3.09	53.9	3.80	56.6	4.19	61.1	4.58	68.9	5.43	71.7	5.67	
102.2	38.9	2.62	46.3	3.29	53.9	4.04	55.8	4.46	61.1	4.87	68.9	5.79	70.5	5.88	

Combination	Outdoor air temp (°F DB)	Indoor air temp													
		57.2 °F WB		60.8 °F WB		64.4 °F WB		66.2 °F WB		68 °F WB		71.6 °F WB		75.2 °F WB	
		68 °F DB		73.4 °F DB		78.8 °F DB		80.6 °F DB		82.4 °F DB		86 °F DB		89.6 °F DB	
		TC	PI	TC	PI	TC	PI	TC	PI	TC	PI	TC	PI	TC	PI
		kBtu/h	kW	kBtu/h	kW	kBtu/h	kW	kBtu/h	kW	kBtu/h	kW	kBtu/h	kW	kBtu/h	kW
70%	50	34.0	1.32	40.5	1.56	47.2	1.82	50.4	1.96	53.6	2.09	60.3	2.38	66.9	2.68
	53.6	34.0	1.33	40.5	1.58	47.2	1.85	50.4	1.99	53.6	2.13	60.3	2.43	66.9	2.73
	57.2	34.0	1.35	40.5	1.61	47.2	1.88	50.4	2.02	53.6	2.17	60.3	2.47	66.9	2.78
	60.8	34.0	1.37	40.5	1.64	47.2	1.92	50.4	2.07	53.6	2.21	60.3	2.51	66.9	2.83
	64.4	34.0	1.40	40.5	1.67	47.2	1.96	50.4	2.10	53.6	2.25	60.3	2.57	66.9	2.89
	68	34.0	1.42	40.5	1.70	47.2	1.99	50.4	2.14	53.6	2.29	60.3	2.62	66.9	2.97
	69.8	34.0	1.43	40.5	1.71	47.2	2.01	50.4	2.16	53.6	2.32	60.3	2.65	66.9	3.07
	73.4	34.0	1.46	40.5	1.74	47.2	2.05	50.4	2.23	53.6	2.43	60.3	2.84	66.9	3.29
	77	34.0	1.48	40.5	1.82	47.2	2.18	50.4	2.39	53.6	2.59	60.3	3.04	66.9	3.52
	80.6	34.0	1.57	40.5	1.93	47.2	2.33	50.4	2.54	53.6	2.77	60.3	3.25	66.9	3.76
	84.2	34.0	1.67	40.5	2.05	47.2	2.48	50.4	2.71	53.6	2.95	60.3	3.46	66.9	4.02
	87.8	34.0	1.76	40.5	2.18	47.2	2.64	50.4	2.88	53.6	3.14	60.3	3.69	66.9	4.29
	91.4	34.0	1.87	40.5	2.32	47.2	2.81	50.4	3.06	53.6	3.34	60.3	3.93	66.9	4.57
	95	34.0	1.98	40.5	2.45	47.2	2.98	50.4	3.26	53.6	3.56	60.3	4.19	66.9	4.87
98.6	34.0	2.09	40.5	2.60	47.2	3.17	49.5	3.47	53.6	3.79	60.3	4.46	66.9	5.19	
102.2	34.0	2.22	40.5	2.76	47.2	3.36	48.8	3.68	53.6	4.02	60.3	4.74	66.9	5.53	

Combination	Outdoor air temp (°F DB)	Indoor air temp													
		57.2 °F WB		60.8 °F WB		64.4 °F WB		66.2 °F WB		68 °F WB		71.6 °F WB		75.2 °F WB	
		68 °F DB		73.4 °F DB		78.8 °F DB		80.6 °F DB		82.4 °F DB		86 °F DB		89.6 °F DB	
		TC	PI	TC	PI	TC	PI	TC	PI	TC	PI	TC	PI	TC	PI
		kBtu/h	kW	kBtu/h	kW	kBtu/h	kW	kBtu/h	kW	kBtu/h	kW	kBtu/h	kW	kBtu/h	kW
60%	50	29.2	1.14	34.7	1.34	40.4	1.55	43.2	1.66	46.0	1.77	51.7	2.01	57.3	2.25
	53.6	29.2	1.16	34.7	1.36	40.4	1.58	43.2	1.69	46.0	1.80	51.7	2.04	57.3	2.29
	57.2	29.2	1.18	34.7	1.38	40.4	1.60	43.2	1.72	46.0	1.84	51.7	2.08	57.3	2.33
	60.8	29.2	1.19	34.7	1.40	40.4	1.63	43.2	1.75	46.0	1.87	51.7	2.12	57.3	2.37
	64.4	29.2	1.21	34.7	1.43	40.4	1.66	43.2	1.78	46.0	1.90	51.7	2.15	57.3	2.42
	68	29.2	1.23	34.7	1.46	40.4	1.69	43.2	1.82	46.0	1.94	51.7	2.20	57.3	2.47
	69.8	29.2	1.24	34.7	1.46	40.4	1.71	43.2	1.83	46.0	1.96	51.7	2.22	57.3	2.49
	73.4	29.2	1.26	34.7	1.49	40.4	1.73	43.2	1.87	46.0	1.99	51.7	2.31	57.3	2.65
	77	29.2	1.28	34.7	1.52	40.4	1.80	43.2	1.96	46.0	2.12	51.7	2.46	57.3	2.83
	80.6	29.2	1.33	34.7	1.61	40.4	1.92	43.2	2.09	46.0	2.26	51.7	2.62	57.3	3.02
	84.2	29.2	1.40	34.7	1.71	40.4	2.04	43.2	2.22	46.0	2.40	51.7	2.80	57.3	3.23
	87.8	29.2	1.49	34.7	1.82	40.4	2.17	43.2	2.36	46.0	2.56	51.7	2.98	57.3	3.43
	91.4	29.2	1.57	34.7	1.92	40.4	2.30	43.2	2.51	46.0	2.72	51.7	3.17	57.3	3.66
	95	29.2	1.67	34.7	2.04	40.4	2.44	43.2	2.66	46.0	2.89	51.7	3.37	57.3	3.90
98.6	29.2	1.76	34.7	2.15	40.4	2.59	42.4	2.82	46.0	3.06	51.7	3.59	57.3	4.15	
102.2	29.2	1.86	34.7	2.28	40.4	2.74	41.9	2.99	46.0	3.26	51.7	3.81	57.3	4.41	

GMV5 HR HEAT RECOVERY VRF Units Technical Sales Guide

Combination	Outdoor air temp (°F DB)	Indoor air temp													
		57.2 °F WB		60.8 °F WB		64.4 °F WB		66.2 °F WB		68 °F WB		71.6 °F WB		75.2 °F WB	
		68 °F DB		73.4 °F DB		78.8 °F DB		80.6 °F DB		82.4 °F DB		86 °F DB		89.6 °F DB	
		TC	PI	TC	PI	TC	PI	TC	PI	TC	PI	TC	PI	TC	PI
		kBtu/h	kW	kBtu/h	kW	kBtu/h	kW	kBtu/h	kW	kBtu/h	kW	kBtu/h	kW	kBtu/h	kW
50%	50	24.3	0.98	28.9	1.14	33.7	1.30	36.0	1.39	38.3	1.47	43.1	1.65	47.8	1.84
	53.6	24.3	0.99	28.9	1.15	33.7	1.32	36.0	1.40	38.3	1.50	43.1	1.68	47.8	1.87
	57.2	24.3	1.01	28.9	1.17	33.7	1.34	36.0	1.43	38.3	1.52	43.1	1.71	47.8	1.91
	60.8	24.3	1.02	28.9	1.18	33.7	1.36	36.0	1.46	38.3	1.54	43.1	1.74	47.8	1.94
	64.4	24.3	1.04	28.9	1.21	33.7	1.38	36.0	1.48	38.3	1.57	43.1	1.77	47.8	1.98
	68	24.3	1.05	28.9	1.22	33.7	1.40	36.0	1.51	38.3	1.60	43.1	1.81	47.8	2.01
	69.8	24.3	1.06	28.9	1.23	33.7	1.42	36.0	1.51	38.3	1.62	43.1	1.82	47.8	2.04
	73.4	24.3	1.07	28.9	1.25	33.7	1.44	36.0	1.54	38.3	1.65	43.1	1.85	47.8	2.08
	77	24.3	1.09	28.9	1.27	33.7	1.47	36.0	1.57	38.3	1.70	43.1	1.95	47.8	2.22
	80.6	24.3	1.11	28.9	1.32	33.7	1.55	36.0	1.68	38.3	1.80	43.1	2.07	47.8	2.37
	84.2	24.3	1.17	28.9	1.40	33.7	1.65	36.0	1.78	38.2	1.92	43.1	2.21	47.8	2.52
	87.8	24.3	1.23	28.9	1.48	33.7	1.76	36.0	1.89	38.2	2.04	43.1	2.34	47.8	2.68
	91.4	24.3	1.31	28.9	1.57	33.7	1.85	36.0	2.00	38.2	2.16	43.1	2.49	47.8	2.85
	95	24.3	1.38	28.9	1.65	33.7	1.96	36.0	2.12	38.2	2.29	43.1	2.65	47.8	3.03
98.6	24.3	1.46	28.9	1.75	33.7	2.07	35.4	2.24	38.2	2.43	43.1	2.81	47.8	3.22	
102.2	24.3	1.54	28.9	1.84	33.7	2.19	34.9	2.37	38.2	2.57	43.1	2.98	47.8	3.42	

GMV-Q96WM/B-UU)

TC—Total capacity of outdoor unit; PI—Power input of outdoor unit

Combination	Outdoor air temp (°F DB)	Indoor air temp													
		57.2 °F WB		60.8 °F WB		64.4 °F WB		66.2 °F WB		68 °F WB		71.6 °F WB		75.2 °F WB	
		68 °F DB		73.4 °F DB		78.8 °F DB		80.6 °F DB		82.4 °F DB		86 °F DB		89.6 °F DB	
		TC	PI	TC	PI	TC	PI	TC	PI	TC	PI	TC	PI	TC	PI
		kBtu/h	kW	kBtu/h	kW	kBtu/h	kW	kBtu/h	kW	kBtu/h	kW	kBtu/h	kW	kBtu/h	kW
130%	50	84.4	3.36	100.5	4.11	116.6	4.89	121.0	5.00	122.4	4.90	125.5	4.69	128.6	4.48
	53.6	84.4	3.42	100.5	4.19	116.6	4.99	119.3	4.97	121.0	4.87	123.8	4.65	126.9	4.58
	57.2	84.4	3.49	100.5	4.27	116.2	5.05	118.0	4.95	119.3	4.84	122.4	4.80	125.5	4.85
	60.8	84.4	3.55	100.5	4.36	114.9	5.03	116.2	4.99	117.6	5.01	120.7	5.06	123.8	5.11
	64.4	84.4	3.62	100.5	4.45	113.2	5.21	114.5	5.24	116.2	5.27	119.3	5.32	122.4	5.37
	68	84.4	3.70	100.5	4.73	111.4	5.47	113.2	5.50	114.5	5.53	117.6	5.58	120.7	5.64
	69.8	84.4	3.80	100.5	4.90	110.8	5.60	112.5	5.63	113.8	5.66	116.9	5.72	120.0	5.77
	73.4	84.4	4.07	100.5	5.25	109.4	5.85	110.8	5.88	112.1	5.91	115.2	5.97	118.3	6.03
	77	84.4	4.35	100.5	5.63	107.7	6.11	109.4	6.14	110.8	6.18	113.8	6.24	116.9	6.30
	80.6	84.4	4.64	100.5	6.02	106.3	5.38	107.7	6.40	109.0	6.43	112.1	6.50	115.2	6.57
	84.2	84.4	4.96	100.5	6.43	104.6	6.62	106.0	6.66	107.7	6.70	110.8	6.77	113.8	6.84
	87.8	84.4	5.29	100.1	6.81	102.9	6.89	104.6	1.02	106.0	6.96	109.0	7.03	112.1	7.11
	91.4	84.4	5.64	98.4	7.06	101.5	7.13	102.9	7.18	104.6	7.22	107.7	7.30	110.4	7.39
	95	84.4	6.01	96.7	7.32	99.8	7.41	101.5	7.45	102.9	7.49	106.0	7.58	109.0	7.65
98.6	84.4	6.39	95.3	7.59	98.4	7.67	99.8	7.71	101.5	7.76	104.2	7.85	107.3	7.94	
102.2	84.4	6.81	93.6	7.84	96.7	7.93	98.4	7.98	99.8	8.03	102.9	8.12	106.0	8.21	

Combination	Outdoor air temp (°F DB)	Indoor air temp													
		57.2 °F WB		60.8 °F WB		64.4 °F WB		66.2 °F WB		68 °F WB		71.6 °F WB		75.2 °F WB	
		68 °F DB		73.4 °F DB		78.8 °F DB		80.6 °F DB		82.4 °F DB		86 °F DB		89.6 °F DB	
		TC	PI	TC	PI	TC	PI	TC	PI	TC	PI	TC	PI	TC	PI
		kBtu/h	kW	kBtu/h	kW	kBtu/h	kW	kBtu/h	kW	kBtu/h	kW	kBtu/h	kW	kBtu/h	kW
120%	50	77.8	3.07	92.6	3.75	107.7	4.46	115.2	4.82	120.7	5.03	123.4	4.83	126.2	4.64
	53.6	77.8	3.13	92.6	3.82	107.7	4.55	115.2	4.91	119.0	5.00	121.7	4.81	124.5	4.61
	57.2	77.8	3.19	92.6	3.90	107.7	4.63	115.2	5.01	117.3	4.97	120.4	4.78	123.1	4.81
	60.8	77.8	3.25	92.6	3.97	107.7	4.72	114.5	5.05	115.9	4.98	118.6	5.03	121.4	5.07
	64.4	77.8	3.31	92.6	4.05	107.7	4.89	112.8	5.21	114.2	5.23	116.9	5.28	120.0	5.33
	68	77.8	3.37	92.6	4.21	107.7	5.25	111.4	5.47	112.8	5.49	115.6	5.54	118.3	5.59
	69.8	77.8	3.40	92.6	4.36	107.7	5.44	110.4	5.60	111.8	5.62	114.9	5.67	117.6	5.73
	73.4	77.8	3.64	92.6	4.67	107.7	5.82	109.0	5.84	110.4	5.87	113.2	5.93	115.9	5.98
	77	77.8	3.89	92.6	5.00	106.0	6.08	107.3	6.10	108.7	6.13	111.8	6.19	114.5	6.25
	80.6	77.8	4.15	92.6	5.34	104.6	6.33	106.0	6.37	107.3	6.39	110.1	6.45	112.8	6.51
	84.2	77.8	4.43	92.6	5.71	102.9	6.58	104.2	6.62	105.6	6.65	108.4	6.72	111.4	6.78
	87.8	77.8	4.72	92.6	6.09	101.5	6.85	102.9	6.88	104.2	6.92	107.0	6.98	109.7	7.05
	91.4	77.8	5.03	92.6	6.50	99.8	7.10	101.2	7.14	102.5	7.17	105.3	7.25	108.0	7.32
	95	77.8	5.35	92.6	6.93	98.1	7.36	99.4	7.40	101.2	7.44	103.9	7.52	106.6	7.59
98.6	77.8	5.70	92.6	7.38	96.7	7.62	98.1	7.66	99.4	7.70	102.2	7.78	104.9	7.87	
102.2	77.8	6.06	92.2	7.79	95.0	7.88	96.4	7.93	97.7	7.97	100.8	8.06	103.6	8.14	

Combination	Outdoor air temp (°F DB)	Indoor air temp													
		57.2 °F WB		60.8 °F WB		64.4 °F WB		66.2 °F WB		68 °F WB		71.6 °F WB		75.2 °F WB	
		68 °F DB		73.4 °F DB		78.8 °F DB		80.6 °F DB		82.4 °F DB		86 °F DB		89.6 °F DB	
		TC	PI	TC	PI	TC	PI	TC	PI	TC	PI	TC	PI	TC	PI
		kBtu/h	kW	kBtu/h	kW	kBtu/h	kW	kBtu/h	kW	kBtu/h	kW	kBtu/h	kW	kBtu/h	kW
110%	50	71.3	2.78	85.0	3.39	98.8	4.03	105.6	4.36	112.5	4.69	121.0	4.98	123.8	4.81
	53.6	71.3	2.84	85.0	3.46	98.8	4.11	105.6	4.45	112.5	4.78	119.7	4.96	122.1	4.78
	57.2	71.3	2.89	85.0	3.52	98.8	4.19	105.6	4.53	112.5	4.87	118.0	4.96	120.7	4.77
	60.8	71.3	2.94	85.0	3.59	98.8	4.27	105.6	4.61	112.5	4.97	116.6	4.99	119.0	5.04
	64.4	71.3	3.00	85.0	3.66	98.8	4.36	105.6	4.74	112.5	5.20	114.9	5.24	117.6	5.29
	68	71.3	3.06	85.0	3.74	98.8	4.61	105.6	5.10	110.8	5.46	113.5	5.50	115.9	5.55
	69.8	71.3	3.09	85.0	3.85	98.8	4.78	105.6	5.28	110.1	5.59	112.5	5.63	115.2	5.68
	73.4	71.3	3.24	85.0	4.12	98.8	5.13	105.6	5.67	108.4	5.83	111.1	5.89	113.5	5.94
	77	71.3	3.44	85.0	4.41	98.8	5.48	105.6	6.07	107.0	6.09	109.4	6.15	112.1	6.20
	80.6	71.3	3.68	85.0	4.71	98.8	5.86	103.9	6.33	105.3	6.35	108.0	6.40	110.4	6.46
	84.2	71.3	3.93	85.0	5.03	98.8	6.27	102.5	6.58	103.9	6.61	106.3	6.67	109.0	6.73
	87.8	71.3	4.18	85.0	5.36	98.8	6.69	100.8	6.84	102.2	6.87	104.9	6.93	107.3	6.99
	91.4	71.3	4.45	85.0	5.72	98.1	7.05	99.4	7.09	100.8	7.12	103.2	7.19	106.0	7.26
	95	71.3	4.73	85.0	6.09	96.7	7.31	97.7	7.35	99.1	7.39	101.5	7.46	104.2	7.53
98.6	71.3	5.04	85.0	6.48	95.0	7.58	96.4	7.60	97.4	7.64	100.1	7.72	102.5	7.79	
102.2	71.3	5.35	85.0	6.91	93.3	7.83	94.6	7.87	96.0	7.91	98.4	7.99	101.2	8.07	

GMV5 HR HEAT RECOVERY VRF Units Technical Sales Guide

Combination	Outdoor air temp (°F DB)	Indoor air temp													
		57.2 °F WB		60.8 °F WB		64.4 °F WB		66.2 °F WB		68 °F WB		71.6 °F WB		75.2 °F WB	
		68 °F DB		73.4 °F DB		78.8 °F DB		80.6 °F DB		82.4 °F DB		86 °F DB		89.6 °F DB	
		TC	PI	TC	PI	TC	PI	TC	PI	TC	PI	TC	PI	TC	PI
		kBtu/h	kW	kBtu/h	kW	kBtu/h	kW	kBtu/h	kW	kBtu/h	kW	kBtu/h	kW	kBtu/h	kW
100%	50	64.8	2.52	77.2	3.06	89.8	3.62	96.0	3.91	102.2	4.22	114.8	4.78	121.4	4.96
	53.6	64.8	2.55	77.2	3.10	89.8	3.67	96.0	3.96	102.2	4.30	114.8	4.86	119.7	4.92
	57.2	64.8	2.60	77.2	3.15	89.8	3.73	96.0	4.03	102.2	4.38	114.8	4.94	118.3	4.88
	60.8	64.8	2.65	77.2	3.22	89.8	3.81	96.0	4.12	102.2	4.48	114.4	5.05	116.6	4.99
	64.4	64.8	2.71	77.2	3.30	89.8	3.89	96.0	4.20	102.2	4.57	112.8	5.15	115.2	5.23
	68	64.8	2.76	77.2	3.35	89.8	4.02	96.0	4.42	102.2	4.86	111.1	5.42	113.5	5.51
	69.8	64.8	2.78	77.2	3.38	89.8	4.15	96.0	4.57	102.2	5.02	110.4	5.61	112.8	5.66
	73.4	64.8	2.85	77.2	3.61	89.8	4.47	96.0	4.92	102.2	5.40	109.1	5.93	111.1	5.99
	77	64.8	3.04	77.2	3.84	89.8	4.75	96.0	5.23	102.2	5.78	107.3	6.15	109.7	6.20
	80.6	64.8	3.24	77.2	4.11	89.8	5.10	96.0	5.61	102.2	6.20	105.6	6.37	108.0	6.42
	84.2	64.8	3.44	77.2	4.39	89.8	5.45	96.0	6.00	101.8	6.57	104.2	6.67	106.6	6.73
	87.8	64.8	3.66	77.2	4.67	89.8	5.81	96.0	6.47	100.6	6.83	101.8	6.94	104.9	7.01
	91.4	64.8	3.89	77.2	4.98	89.8	6.20	96.0	6.85	98.8	7.08	101.3	7.14	103.5	7.21
	95	64.8	4.14	77.2	5.30	89.8	6.61	96.0	7.30	97.0	7.34	99.4	7.40	101.8	7.47
98.6	64.8	4.41	77.2	5.64	89.8	7.04	94.3	7.56	95.8	7.60	97.9	7.65	100.3	7.72	
102.2	64.8	4.69	77.2	6.01	89.8	7.49	93.0	7.81	93.5	7.85	96.7	7.91	97.9	7.98	

Combination	Outdoor air temp (°F DB)	Indoor air temp													
		57.2 °F WB		60.8 °F WB		64.4 °F WB		66.2 °F WB		68 °F WB		71.6 °F WB		75.2 °F WB	
		68 °F DB		73.4 °F DB		78.8 °F DB		80.6 °F DB		82.4 °F DB		86 °F DB		89.6 °F DB	
		TC	PI	TC	PI	TC	PI	TC	PI	TC	PI	TC	PI	TC	PI
		kBtu/h	kW	kBtu/h	kW	kBtu/h	kW	kBtu/h	kW	kBtu/h	kW	kBtu/h	kW	kBtu/h	kW
90%	50	58.3	2.20	69.4	2.64	80.9	3.09	86.4	3.48	92.0	3.71	103.3	4.25	114.5	4.81
	53.6	58.3	2.23	69.4	2.67	80.9	3.13	86.4	3.53	92.0	3.78	103.3	4.32	114.5	4.88
	57.2	58.3	2.26	69.4	2.72	80.9	3.19	86.4	3.58	92.0	3.84	103.3	4.40	114.5	4.95
	60.8	58.3	2.32	69.4	2.78	80.9	3.26	86.4	3.66	92.0	3.93	103.3	4.49	114.2	5.05
	64.4	58.3	2.37	69.4	2.84	80.9	3.32	86.4	3.73	92.0	4.01	103.3	4.60	113.1	5.23
	68	58.3	2.40	69.4	2.89	80.9	3.43	86.4	3.81	92.0	4.17	103.3	4.94	111.1	5.45
	69.8	58.3	2.43	69.4	2.92	80.9	3.55	86.4	3.94	92.0	4.32	103.3	5.11	110.4	5.57
	73.4	58.3	2.49	69.4	3.12	80.9	3.81	86.4	4.23	92.0	4.62	103.3	5.49	108.7	5.86
	77	58.3	2.65	69.4	3.31	80.9	4.06	86.4	4.52	92.0	4.94	103.3	5.87	107.3	6.10
	80.6	58.3	2.83	69.4	3.54	80.9	4.35	86.4	4.82	92.0	5.29	103.3	6.26	105.6	6.37
	84.2	58.3	3.00	69.4	3.78	80.9	4.66	86.4	5.15	92.0	5.65	102.2	6.57	104.2	6.63
	87.8	58.3	3.19	69.4	4.03	80.9	4.96	86.4	5.50	92.0	6.03	100.5	6.80	102.5	6.89
	91.4	58.3	3.39	69.4	4.29	80.9	5.29	86.4	5.85	92.0	6.41	99.1	7.08	101.2	7.14
	95	58.3	3.61	69.4	4.57	80.9	5.64	86.4	6.23	92.0	6.86	97.4	7.34	99.4	7.40
98.6	58.3	3.84	69.4	4.87	80.9	6.01	84.9	6.46	92.0	7.34	95.7	7.60	98.1	7.58	
102.2	58.3	4.09	69.4	5.18	80.9	6.40	83.7	6.67	92.0	7.78	94.3	7.88	96.4	7.86	

Combination	Outdoor air temp (°F DB)	Indoor air temp													
		57.2 °F WB		60.8 °F WB		64.4 °F WB		66.2 °F WB		68 °F WB		71.6 °F WB		75.2 °F WB	
		68 °F DB		73.4 °F DB		78.8 °F DB		80.6 °F DB		82.4 °F DB		86 °F DB		89.6 °F DB	
		TC	PI	TC	PI	TC	PI	TC	PI	TC	PI	TC	PI	TC	PI
		kBtu/h	kW	kBtu/h	kW	kBtu/h	kW	kBtu/h	kW	kBtu/h	kW	kBtu/h	kW	kBtu/h	kW
80%	50	51.8	2.00	61.7	2.39	71.9	2.81	76.8	3.03	81.7	3.24	91.9	3.71	101.8	4.30
	53.6	51.8	2.03	61.7	2.43	71.9	2.86	76.8	3.09	81.7	3.31	91.9	3.77	101.8	4.27
	57.2	51.8	2.07	61.7	2.48	71.9	2.91	76.8	3.14	81.7	3.37	91.9	3.84	101.8	4.37
	60.8	51.8	2.10	61.7	2.52	71.9	2.97	76.8	3.20	81.7	3.42	91.9	3.92	101.8	4.52
	64.4	51.8	2.13	61.7	2.57	71.9	3.04	76.8	3.27	81.7	3.49	91.9	4.01	101.8	4.84
	68	51.8	2.17	61.7	2.62	71.9	3.09	76.8	3.33	81.7	3.56	91.9	4.16	101.8	5.01
	69.8	51.8	2.19	61.7	2.64	71.9	3.12	76.8	3.36	81.7	3.64	91.9	4.31	101.8	5.37
	73.4	51.8	2.23	61.7	2.70	71.9	3.27	76.8	3.58	81.7	3.90	91.9	4.61	101.8	5.74
	77	51.8	2.30	61.7	2.86	71.9	3.49	76.8	3.83	81.7	4.16	91.9	4.93	101.8	6.13
	80.6	51.8	2.45	61.7	3.05	71.9	3.72	76.8	4.08	81.7	4.46	91.9	5.26	101.8	6.34
	84.2	51.8	2.61	61.7	3.25	71.9	3.96	76.8	4.35	81.5	4.76	91.9	5.62	101.8	6.57
	87.8	51.8	2.76	61.7	3.45	71.9	4.22	76.8	4.63	81.5	5.07	91.9	6.00	100.1	6.81
	91.4	51.8	2.94	61.7	3.85	71.9	4.50	76.8	4.94	81.5	5.40	91.9	6.40	98.8	7.06
	95	51.8	3.12	61.7	3.85	71.9	4.78	76.8	5.26	81.5	5.75	91.9	6.83	97.0	7.32
98.6	51.8	3.31	61.7	4.14	71.9	5.09	75.4	5.61	81.5	6.13	91.9	7.27	95.7	7.59	
102.2	51.8	3.50	61.7	4.40	71.9	5.41	74.4	5.97	81.5	6.52	91.9	7.74	94.0	7.87	

Combination	Outdoor air temp (°F DB)	Indoor air temp													
		57.2 °F WB		60.8 °F WB		64.4 °F WB		66.2 °F WB		68 °F WB		71.6 °F WB		75.2 °F WB	
		68 °F DB		73.4 °F DB		78.8 °F DB		80.6 °F DB		82.4 °F DB		86 °F DB		89.6 °F DB	
		TC	PI	TC	PI	TC	PI	TC	PI	TC	PI	TC	PI	TC	PI
		kBtu/h	kW	kBtu/h	kW	kBtu/h	kW	kBtu/h	kW	kBtu/h	kW	kBtu/h	kW	kBtu/h	kW
70%	50	45.4	1.76	54.0	2.09	62.9	2.43	67.2	2.62	71.5	2.80	80.4	3.19	89.2	3.58
	53.6	45.4	1.78	54.0	2.12	62.9	2.48	67.2	2.67	71.5	2.85	80.4	3.25	89.2	3.65
	57.2	45.4	1.81	54.0	2.15	62.9	2.52	67.2	2.71	71.5	2.90	80.4	3.31	89.2	3.72
	60.8	45.4	1.84	54.0	2.19	62.9	2.57	67.2	2.76	71.5	2.96	80.4	3.36	89.2	3.79
	64.4	45.4	1.87	54.0	2.23	62.9	2.62	67.2	2.81	71.5	3.01	80.4	3.43	89.2	3.87
	68	45.4	1.90	54.0	2.27	62.9	2.67	67.2	2.86	71.5	3.07	80.4	3.50	89.2	3.97
	69.8	45.4	1.92	54.0	2.29	62.9	2.69	67.2	2.89	71.5	3.10	80.4	3.54	89.2	4.11
	73.4	45.4	1.95	54.0	2.33	62.9	2.74	67.2	2.99	71.5	3.26	80.4	3.81	89.2	4.41
	77	45.4	1.99	54.0	2.43	62.9	2.92	67.2	3.20	71.5	3.47	80.4	4.07	89.2	4.71
	80.6	45.4	2.11	54.0	2.59	62.9	3.12	67.2	3.40	71.5	3.71	80.4	4.35	89.2	5.04
	84.2	45.4	2.23	54.0	2.74	62.9	3.32	67.2	3.63	71.5	3.95	80.4	4.63	89.2	5.38
	87.8	45.4	2.36	54.0	2.91	62.9	3.53	67.2	3.86	71.5	4.20	80.4	4.94	89.2	5.74
	91.4	45.4	2.51	54.0	3.10	62.9	3.76	67.2	4.10	71.5	4.48	80.4	5.26	89.2	6.12
	95	45.4	2.66	54.0	3.29	62.9	3.98	67.2	4.37	71.5	4.76	80.4	5.61	89.2	6.52
98.6	45.4	2.80	54.0	3.48	62.9	4.24	66.0	4.64	71.5	5.07	80.4	5.97	89.2	6.95	
102.2	45.4	2.97	54.0	3.69	62.9	4.50	65.1	4.93	71.5	5.38	80.4	6.35	89.2	7.40	

GMV5 HR HEAT RECOVERY VRF Units Technical Sales Guide

Combination	Outdoor air temp (°F DB)	Indoor air temp													
		57.2 °F WB		60.8 °F WB		64.4 °F WB		66.2 °F WB		68 °F WB		71.6 °F WB		75.2 °F WB	
		68 °F DB		73.4 °F DB		78.8 °F DB		80.6 °F DB		82.4 °F DB		86 °F DB		89.6 °F DB	
		TC	PI	TC	PI	TC	PI	TC	PI	TC	PI	TC	PI	TC	PI
		kBtu/h	kW	kBtu/h	kW	kBtu/h	kW	kBtu/h	kW	kBtu/h	kW	kBtu/h	kW	kBtu/h	kW
60%	50	38.9	1.52	46.3	1.79	53.9	2.08	57.6	2.22	61.3	2.37	68.9	2.69	76.5	3.01
	53.6	38.9	1.55	46.3	1.82	53.9	2.12	57.6	2.26	61.3	2.41	68.9	2.73	76.5	3.06
	57.2	38.9	1.57	46.3	1.85	53.9	2.14	57.6	2.30	61.3	2.46	68.9	2.78	76.5	3.12
	60.8	38.9	1.59	46.3	1.88	53.9	2.18	57.6	2.34	61.3	2.50	68.9	2.83	76.5	3.18
	64.4	38.9	1.62	46.3	1.91	53.9	2.22	57.6	2.38	61.3	2.55	68.9	2.88	76.5	3.24
	68	38.9	1.64	46.3	1.95	53.9	2.26	57.6	2.43	61.3	2.60	68.9	2.94	76.5	3.31
	69.8	38.9	1.66	46.3	1.96	53.9	2.28	57.6	2.45	61.3	2.62	68.9	2.97	76.5	3.34
	73.4	38.9	1.68	46.3	2.00	53.9	2.32	57.6	2.50	61.3	2.67	68.9	3.09	76.5	3.55
	77	38.9	1.71	46.3	2.04	53.9	2.41	57.6	2.62	61.3	2.83	68.9	3.30	76.5	3.79
	80.6	38.9	1.78	46.3	2.15	53.9	2.57	57.6	2.79	61.3	3.02	68.9	3.51	76.5	4.04
	84.2	38.9	1.88	46.3	2.28	53.9	2.73	57.6	2.97	61.3	3.22	68.9	3.75	76.5	4.32
	87.8	38.9	2.00	46.3	2.43	53.9	2.90	57.6	3.16	61.3	3.42	68.9	3.98	76.5	4.59
	91.4	38.9	2.11	46.3	2.57	53.9	3.08	57.6	3.35	61.3	3.64	68.9	4.24	76.5	4.90
	95	38.9	2.23	46.3	2.73	53.9	3.27	57.6	3.56	61.3	3.87	68.9	4.52	76.5	5.21
98.6	38.9	2.36	46.3	2.88	53.9	3.46	56.6	3.78	61.3	4.10	68.9	4.80	76.5	5.55	
102.2	38.9	2.49	46.3	3.05	53.9	3.67	55.8	4.00	61.3	4.36	68.9	5.10	76.5	5.90	

Combination	Outdoor air temp (°F DB)	Indoor air temp													
		57.2 °F WB		60.8 °F WB		64.4 °F WB		66.2 °F WB		68 °F WB		71.6 °F WB		75.2 °F WB	
		68 °F DB		73.4 °F DB		78.8 °F DB		80.6 °F DB		82.4 °F DB		86 °F DB		89.6 °F DB	
		TC	PI	TC	PI	TC	PI	TC	PI	TC	PI	TC	PI	TC	PI
		kBtu/h	kW	kBtu/h	kW	kBtu/h	kW	kBtu/h	kW	kBtu/h	kW	kBtu/h	kW	kBtu/h	kW
50%	50	32.4	1.32	38.6	1.52	44.9	1.74	48.0	1.86	51.1	1.97	57.4	2.21	63.8	2.47
	53.6	32.4	1.33	38.6	1.54	44.9	1.77	48.0	1.88	51.1	2.01	57.4	2.25	63.8	2.51
	57.2	32.4	1.35	38.6	1.56	44.9	1.79	48.0	1.92	51.1	2.04	57.4	2.29	63.8	2.56
	60.8	32.4	1.37	38.6	1.58	44.9	1.82	48.0	1.95	51.1	2.07	57.4	2.33	63.8	2.60
	64.4	32.4	1.39	38.6	1.61	44.9	1.85	48.0	1.98	51.1	2.11	57.4	2.37	63.8	2.65
	68	32.4	1.41	38.6	1.63	44.9	1.88	48.0	2.02	51.1	2.14	57.4	2.42	63.8	2.70
	69.8	32.4	1.42	38.6	1.65	44.9	1.90	48.0	2.03	51.1	2.16	57.4	2.44	63.8	2.73
	73.4	32.4	1.44	38.6	1.67	44.9	1.93	48.0	2.07	51.1	2.20	57.4	2.48	63.8	2.78
	77	32.4	1.46	38.6	1.70	44.9	1.97	48.0	2.11	51.1	2.27	57.4	2.61	63.8	2.97
	80.6	32.4	1.49	38.6	1.77	44.9	2.08	48.0	2.24	51.1	2.41	57.4	2.77	63.8	3.17
	84.2	32.4	1.56	38.6	1.87	44.9	2.20	48.0	2.38	50.9	2.57	57.4	2.95	63.8	3.37
	87.8	32.4	1.65	38.6	1.98	44.9	2.35	48.0	2.53	50.9	2.73	57.4	3.14	63.8	3.59
	91.4	32.4	1.75	38.6	2.10	44.9	2.48	48.0	2.68	50.9	2.89	57.4	3.34	63.8	3.82
	95	32.4	1.85	38.6	2.21	44.9	2.62	48.0	2.83	50.9	3.06	57.4	3.54	63.8	4.05
98.6	32.4	1.95	38.6	2.34	44.9	2.77	47.1	3.00	50.9	3.25	57.4	3.76	63.8	4.31	
102.2	32.4	2.06	38.6	2.47	44.9	2.93	46.5	3.18	50.9	3.44	57.4	3.98	63.8	4.57	

GMV-Q120WM/B-U(U)

TC—Total capacity of outdoor unit; PI—Power input of outdoor unit

Combination	Outdoor air temp (°F DB)	Indoor air temp													
		57.2 °F WB		60.8 °F WB		64.4 °F WB		66.2 °F WB		68 °F WB		71.6 °F WB		75.2 °F WB	
		68 °F DB		73.4 °F DB		78.8 °F DB		80.6 °F DB		82.4 °F DB		86 °F DB		89.6 °F DB	
		TC	PI	TC	PI	TC	PI	TC	PI	TC	PI	TC	PI	TC	PI
		kBtu/h	kW	kBtu/h	kW	kBtu/h	kW	kBtu/h	kW	kBtu/h	kW	kBtu/h	kW	kBtu/h	kW
130%	50	105.4	4.42	125.6	5.40	145.7	6.42	151.3	6.56	153.0	6.43	156.9	6.16	160.7	5.87
	53.6	105.4	4.49	125.6	5.50	145.7	6.55	149.1	6.52	151.3	6.39	154.7	6.11	158.6	6.02
	57.2	105.4	4.58	125.6	5.60	145.3	6.62	147.4	6.49	149.1	6.35	153.0	6.30	156.9	6.37
	60.8	105.4	4.66	125.6	5.72	143.6	6.60	145.3	6.55	147.0	6.57	150.9	6.64	154.7	6.70
	64.4	105.4	4.75	125.6	5.84	141.4	6.84	143.1	6.88	145.3	6.92	149.1	6.98	153.0	7.05
	68	105.4	4.85	125.6	6.21	139.3	7.18	141.4	7.22	143.1	7.26	147.0	7.32	150.9	7.40
	69.8	105.4	4.98	125.6	6.43	138.4	7.35	140.6	7.39	142.3	7.42	146.1	7.50	150.0	7.57
	73.4	105.4	5.35	125.6	6.89	136.7	7.68	138.4	7.72	140.1	7.76	144.0	7.84	147.9	7.91
	77	105.4	5.71	125.6	7.39	134.6	8.02	136.7	8.06	138.4	8.11	142.3	8.19	146.1	8.26
	80.6	105.4	6.09	125.6	7.90	132.9	7.06	134.6	8.41	136.3	8.44	140.1	8.53	144.0	8.62
	84.2	105.4	6.51	125.6	8.44	130.7	8.69	132.4	8.74	134.6	8.79	138.4	8.88	142.3	8.97
	87.8	105.4	6.95	125.1	8.93	128.6	9.04	130.7	1.34	132.4	9.13	136.3	9.23	140.1	9.33
	91.4	105.4	7.40	123.0	9.27	126.9	9.36	128.6	9.43	130.7	9.48	134.6	9.58	138.0	9.70
	95	105.4	7.89	120.9	9.61	124.7	9.72	126.9	9.77	128.6	9.83	132.4	9.94	136.3	10.04
98.6	105.4	8.39	119.1	9.95	123.0	10.07	124.7	10.12	126.9	10.19	130.3	10.30	134.1	10.42	
102.2	105.4	8.93	117.0	10.29	120.9	10.41	123.0	10.47	124.7	10.54	128.6	10.65	132.4	10.78	
120%	50	97.3	4.03	115.7	4.92	134.6	5.85	144.0	6.33	150.9	6.60	154.3	6.34	157.7	6.09
	53.6	97.3	4.11	115.7	5.01	134.6	5.96	144.0	6.44	148.7	6.56	152.1	6.31	155.6	6.06
	57.2	97.3	4.18	115.7	5.11	134.6	6.08	144.0	6.57	146.6	6.52	150.4	6.27	153.9	6.31
	60.8	97.3	4.26	115.7	5.22	134.6	6.20	143.1	6.62	144.9	6.53	148.3	6.60	151.7	6.65
	64.4	97.3	4.34	115.7	5.32	134.6	6.42	141.0	6.84	142.7	6.87	146.1	6.93	150.0	7.00
	68	97.3	4.43	115.7	5.53	134.6	6.89	139.3	7.18	141.0	7.20	144.4	7.27	147.9	7.33
	69.8	97.3	4.47	115.7	5.72	134.6	7.14	138.0	7.35	139.7	7.37	143.6	7.44	147.0	7.51
	73.4	97.3	4.78	115.7	6.13	134.6	7.64	136.3	7.67	138.0	7.71	141.4	7.79	144.9	7.85
	77	97.3	5.10	115.7	6.56	132.4	7.98	134.1	8.00	135.9	8.04	139.7	8.12	143.1	8.20
	80.6	97.3	5.45	115.7	7.01	130.7	8.30	132.4	8.35	134.1	8.39	137.6	8.47	141.0	8.55
	84.2	97.3	5.81	115.7	7.49	128.6	8.64	130.3	8.69	132.0	8.73	135.4	8.82	139.3	8.90
	87.8	97.3	6.20	115.7	7.99	126.9	8.99	128.6	9.02	130.3	9.08	133.7	9.17	137.1	9.26
	91.4	97.3	6.60	115.7	8.53	124.7	9.32	126.4	9.37	128.1	9.41	131.6	9.52	135.0	9.61
	95	97.3	7.02	115.7	9.09	122.6	9.66	124.3	9.71	126.4	9.76	129.9	9.86	133.3	9.97
98.6	97.3	7.48	115.7	9.68	120.9	10.01	122.6	10.06	124.3	10.11	127.7	10.21	131.1	10.33	
102.2	97.3	7.95	115.3	10.23	118.7	10.34	120.4	10.41	122.1	10.46	126.0	10.57	129.4	10.68	

GMV5 HR HEAT RECOVERY VRF Units Technical Sales Guide

Combination	Outdoor air temp (°F DB)	Indoor air temp													
		57.2 °F WB		60.8 °F WB		64.4 °F WB		66.2 °F WB		68 °F WB		71.6 °F WB		75.2 °F WB	
		68 °F DB		73.4 °F DB		78.8 °F DB		80.6 °F DB		82.4 °F DB		86 °F DB		89.6 °F DB	
		TC	PI	TC	PI	TC	PI	TC	PI	TC	PI	TC	PI	TC	PI
		kBtu/h	kW	kBtu/h	kW	kBtu/h	kW	kBtu/h	kW	kBtu/h	kW	kBtu/h	kW	kBtu/h	kW
110%	50	89.1	3.65	106.3	4.45	123.4	5.29	132.0	5.72	140.6	6.16	151.3	6.53	154.7	6.31
	53.6	89.1	3.73	106.3	4.54	123.4	5.40	132.0	5.84	140.6	6.27	149.6	6.51	152.6	6.27
	57.2	89.1	3.80	106.3	4.62	123.4	5.50	132.0	5.94	140.6	6.39	147.4	6.51	150.9	6.26
	60.8	89.1	3.86	106.3	4.71	123.4	5.60	132.0	6.06	140.6	6.52	145.7	6.55	148.7	6.61
	64.4	89.1	3.94	106.3	4.80	123.4	5.72	132.0	6.22	140.6	6.83	143.6	6.88	147.0	6.95
	68	89.1	4.02	106.3	4.91	123.4	6.06	132.0	6.69	138.4	7.17	141.9	7.22	144.9	7.28
	69.8	89.1	4.05	106.3	5.05	123.4	6.27	132.0	6.93	137.6	7.33	140.6	7.39	144.0	7.45
	73.4	89.1	4.25	106.3	5.41	123.4	6.73	132.0	7.44	135.4	7.66	138.9	7.73	141.9	7.80
	77	89.1	4.52	106.3	5.78	123.4	7.19	132.0	7.97	133.7	7.99	136.7	8.07	140.1	8.13
	80.6	89.1	4.83	106.3	6.18	123.4	7.69	129.9	8.30	131.6	8.33	135.0	8.41	138.0	8.48
	84.2	89.1	5.15	106.3	6.60	123.4	8.22	128.1	8.64	129.9	8.68	132.9	8.75	136.3	8.83
	87.8	89.1	5.49	106.3	7.04	123.4	8.78	126.0	8.97	127.7	9.01	131.1	9.09	134.1	9.18
	91.4	89.1	5.84	106.3	7.50	122.6	9.26	124.3	9.31	126.0	9.35	129.0	9.44	132.4	9.53
	95	89.1	6.21	106.3	7.99	120.9	9.59	122.1	9.64	123.9	9.70	126.9	9.79	130.3	9.88
	98.6	89.1	6.61	106.3	8.51	118.7	9.94	120.4	9.98	121.7	10.03	125.1	10.14	128.1	10.23
102.2	89.1	7.02	106.3	9.06	116.6	10.28	118.3	10.33	120.0	10.38	123.0	10.48	126.4	10.59	

Combination	Outdoor air temp (°F DB)	Indoor air temp													
		57.2 °F WB		60.8 °F WB		64.4 °F WB		66.2 °F WB		68 °F WB		71.6 °F WB		75.2 °F WB	
		68 °F DB		73.4 °F DB		78.8 °F DB		80.6 °F DB		82.4 °F DB		86 °F DB		89.6 °F DB	
		TC	PI	TC	PI	TC	PI	TC	PI	TC	PI	TC	PI	TC	PI
		kBtu/h	kW	kBtu/h	kW	kBtu/h	kW	kBtu/h	kW	kBtu/h	kW	kBtu/h	kW	kBtu/h	kW
100%	50	81.0	3.31	96.4	4.02	112.3	4.75	120.0	5.13	127.7	5.54	143.5	6.27	151.7	6.51
	53.6	81.0	3.35	96.4	4.07	112.3	4.81	120.0	5.20	127.7	5.65	143.5	6.38	149.5	6.46
	57.2	81.0	3.41	96.4	4.14	112.3	4.90	120.0	5.29	127.7	5.75	143.5	6.49	147.8	6.41
	60.8	81.0	3.48	96.4	4.23	112.3	5.01	120.0	5.41	127.7	5.88	143.0	6.63	145.7	6.55
	64.4	81.0	3.56	96.4	4.33	112.3	5.10	120.0	5.51	127.7	5.99	141.0	6.76	144.0	6.86
	68	81.0	3.62	96.4	4.39	112.3	5.27	120.0	5.81	127.7	6.37	138.8	7.12	141.8	7.22
	69.8	81.0	3.65	96.4	4.44	112.3	5.45	120.0	6.00	127.7	6.59	138.0	7.36	141.0	7.43
	73.4	81.0	3.75	96.4	4.74	112.3	5.86	120.0	6.46	127.7	7.09	136.3	7.79	138.8	7.86
	77	81.0	3.99	96.4	5.04	112.3	6.24	120.0	6.87	127.7	7.58	134.1	8.07	137.2	8.14
	80.6	81.0	4.26	96.4	5.39	112.3	6.69	120.0	7.37	127.7	8.13	132.0	8.35	135.0	8.43
	84.2	81.0	4.51	96.4	5.76	112.3	7.16	120.0	7.88	127.3	8.62	130.2	8.76	133.2	8.84
	87.8	81.0	4.80	96.4	6.13	112.3	7.63	120.0	8.49	125.7	8.97	127.2	9.11	131.1	9.19
	91.4	81.0	5.10	96.4	6.53	112.3	8.13	120.0	8.99	123.4	9.29	126.6	9.37	129.4	9.46
	95	81.0	5.43	96.4	6.95	112.3	8.67	120.0	9.58	121.3	9.63	124.2	9.71	127.2	9.80
	98.6	81.0	5.78	96.4	7.41	112.3	9.23	117.9	9.92	119.8	9.97	122.4	10.04	125.4	10.14
102.2	81.0	6.16	96.4	7.89	112.3	9.83	116.3	10.25	116.9	10.30	120.8	10.38	122.4	10.47	

Combination	Outdoor air temp (°F DB)	Indoor air temp													
		57.2 °F WB		60.8 °F WB		64.4 °F WB		66.2 °F WB		68 °F WB		71.6 °F WB		75.2 °F WB	
		68 °F DB		73.4 °F DB		78.8 °F DB		80.6 °F DB		82.4 °F DB		86 °F DB		89.6 °F DB	
		TC	PI	TC	PI	TC	PI	TC	PI	TC	PI	TC	PI	TC	PI
kBtu/h		kW		kBtu/h		kW		kBtu/h		kW		kBtu/h		kW	
90%	50	72.9	2.88	86.8	3.46	101.1	4.06	108.0	4.57	114.9	4.86	129.2	5.57	143.1	6.32
	53.6	72.9	2.92	86.8	3.51	101.1	4.11	108.0	4.63	114.9	4.96	129.2	5.67	143.1	6.40
	57.2	72.9	2.97	86.8	3.57	101.1	4.18	108.0	4.70	114.9	5.04	129.2	5.77	143.1	6.50
	60.8	72.9	3.04	86.8	3.65	101.1	4.27	108.0	4.81	114.9	5.16	129.2	5.90	142.7	6.63
	64.4	72.9	3.11	86.8	3.73	101.1	4.36	108.0	4.90	114.9	5.26	129.2	6.04	141.4	6.87
	68	72.9	3.15	86.8	3.79	101.1	4.50	108.0	5.00	114.9	5.48	129.2	6.48	138.9	7.15
	69.8	72.9	3.19	86.8	3.83	101.1	4.65	108.0	5.17	114.9	5.66	129.2	6.71	138.0	7.32
	73.4	72.9	3.27	86.8	4.09	101.1	5.01	108.0	5.55	114.9	6.06	129.2	7.20	135.9	7.69
	77	72.9	3.48	86.8	4.35	101.1	5.32	108.0	5.93	114.9	6.49	129.2	7.70	134.1	8.00
	80.6	72.9	3.71	86.8	4.65	101.1	5.71	108.0	6.33	114.9	6.94	129.2	8.22	132.0	8.36
	84.2	72.9	3.94	86.8	4.97	101.1	6.11	108.0	6.76	114.9	7.41	127.7	8.62	130.3	8.69
	87.8	72.9	4.19	86.8	5.29	101.1	6.51	108.0	7.21	114.9	7.91	125.6	8.93	128.1	9.05
	91.4	72.9	4.45	86.8	5.63	101.1	6.95	108.0	7.67	114.9	8.41	123.9	9.29	126.4	9.38
	95	72.9	4.74	86.8	6.00	101.1	7.40	108.0	8.18	114.9	9.00	121.7	9.63	124.3	9.72
	98.6	72.9	5.05	86.8	6.39	101.1	7.89	106.1	8.48	114.9	9.63	119.6	9.98	122.6	9.95
102.2	72.9	5.37	86.8	6.80	101.1	8.40	104.6	8.76	114.9	10.21	117.9	10.35	120.4	10.32	

Combination	Outdoor air temp (°F DB)	Indoor air temp													
		57.2 °F WB		60.8 °F WB		64.4 °F WB		66.2 °F WB		68 °F WB		71.6 °F WB		75.2 °F WB	
		68 °F DB		73.4 °F DB		78.8 °F DB		80.6 °F DB		82.4 °F DB		86 °F DB		89.6 °F DB	
		TC	PI	TC	PI	TC	PI	TC	PI	TC	PI	TC	PI	TC	PI
kBtu/h		kW		kBtu/h		kW		kBtu/h		kW		kBtu/h		kW	
80%	50	64.8	2.62	77.1	3.14	89.8	3.69	96.0	3.98	102.2	4.26	114.8	4.86	127.3	5.65
	53.6	64.8	2.66	77.1	3.19	89.8	3.76	96.0	4.05	102.2	4.34	114.8	4.95	127.3	5.60
	57.2	64.8	2.71	77.1	3.25	89.8	3.82	96.0	4.12	102.2	4.42	114.8	5.03	127.3	5.73
	60.8	64.8	2.75	77.1	3.31	89.8	3.90	96.0	4.20	102.2	4.49	114.8	5.15	127.3	5.94
	64.4	64.8	2.80	77.1	3.37	89.8	3.99	96.0	4.29	102.2	4.57	114.8	5.26	127.3	6.35
	68	64.8	2.85	77.1	3.43	89.8	4.05	96.0	4.36	102.2	4.68	114.8	5.45	127.3	6.58
	69.8	64.8	2.88	77.1	3.46	89.8	4.09	96.0	4.42	102.2	4.78	114.8	5.65	127.3	7.05
	73.4	64.8	2.93	77.1	3.54	89.8	4.29	96.0	4.70	102.2	5.11	114.8	6.05	127.3	7.54
	77	64.8	3.02	77.1	3.76	89.8	4.58	96.0	5.02	102.2	5.46	114.8	6.47	127.3	8.04
	80.6	64.8	3.21	77.1	4.00	89.8	4.88	96.0	5.36	102.2	5.86	114.8	6.91	127.3	8.33
	84.2	64.8	3.42	77.1	4.26	89.8	5.20	96.0	5.71	101.8	6.24	114.8	7.37	127.3	8.63
	87.8	64.8	3.63	77.1	4.53	89.8	5.54	96.0	6.08	101.8	6.66	114.8	7.87	125.1	8.94
	91.4	64.8	3.86	77.1	5.05	89.8	5.90	96.0	6.48	101.8	7.09	114.8	8.40	123.4	9.26
	95	64.8	4.09	77.1	5.05	89.8	6.27	96.0	6.91	101.8	7.55	114.8	8.96	121.3	9.60
	98.6	64.8	4.34	77.1	5.44	89.8	6.67	94.3	7.36	101.8	8.04	114.8	9.54	119.6	9.96
102.2	64.8	4.60	77.1	5.77	89.8	7.10	93.0	7.83	101.8	8.56	114.8	10.16	117.4	10.32	

GMV5 HR HEAT RECOVERY VRF Units Technical Sales Guide

Combination	Outdoor air temp (°F DB)	Indoor air temp													
		57.2 °F WB		60.8 °F WB		64.4 °F WB		66.2 °F WB		68 °F WB		71.6 °F WB		75.2 °F WB	
		68 °F DB		73.4 °F DB		78.8 °F DB		80.6 °F DB		82.4 °F DB		86 °F DB		89.6 °F DB	
		TC	PI	TC	PI	TC	PI	TC	PI	TC	PI	TC	PI	TC	PI
		kBtu/h	kW	kBtu/h	kW	kBtu/h	kW	kBtu/h	kW	kBtu/h	kW	kBtu/h	kW	kBtu/h	kW
70%	50	56.7	2.31	67.5	2.74	78.6	3.19	84.0	3.43	89.4	3.68	100.5	4.18	111.4	4.70
	53.6	56.7	2.34	67.5	2.78	78.6	3.25	84.0	3.50	89.4	3.74	100.5	4.26	111.4	4.79
	57.2	56.7	2.38	67.5	2.83	78.6	3.31	84.0	3.55	89.4	3.81	100.5	4.34	111.4	4.88
	60.8	56.7	2.41	67.5	2.88	78.6	3.37	84.0	3.63	89.4	3.89	100.5	4.42	111.4	4.97
	64.4	56.7	2.45	67.5	2.93	78.6	3.43	84.0	3.69	89.4	3.95	100.5	4.51	111.4	5.07
	68	56.7	2.49	67.5	2.98	78.6	3.50	84.0	3.76	89.4	4.03	100.5	4.60	111.4	5.22
	69.8	56.7	2.52	67.5	3.01	78.6	3.52	84.0	3.80	89.4	4.07	100.5	4.65	111.4	5.40
	73.4	56.7	2.56	67.5	3.06	78.6	3.60	84.0	3.92	89.4	4.27	100.5	5.00	111.4	5.78
	77	56.7	2.61	67.5	3.19	78.6	3.83	84.0	4.20	89.4	4.56	100.5	5.35	111.4	6.18
	80.6	56.7	2.76	67.5	3.40	78.6	4.09	84.0	4.47	89.4	4.87	100.5	5.71	111.4	6.61
	84.2	56.7	2.93	67.5	3.60	78.6	4.35	84.0	4.76	89.4	5.18	100.5	6.08	111.4	7.06
	87.8	56.7	3.10	67.5	3.82	78.6	4.64	84.0	5.06	89.4	5.51	100.5	6.48	111.4	7.53
	91.4	56.7	3.29	67.5	4.07	78.6	4.93	84.0	5.38	89.4	5.87	100.5	6.91	111.4	8.03
	95	56.7	3.49	67.5	4.31	78.6	5.23	84.0	5.73	89.4	6.25	100.5	7.36	111.4	8.56
98.6	56.7	3.68	67.5	4.57	78.6	5.56	82.5	6.09	89.4	6.65	100.5	7.84	111.4	9.12	
102.2	56.7	3.90	67.5	4.84	78.6	5.90	81.4	6.47	89.4	7.06	100.5	8.33	111.4	9.71	

Combination	Outdoor air temp (°F DB)	Indoor air temp													
		57.2 °F WB		60.8 °F WB		64.4 °F WB		66.2 °F WB		68 °F WB		71.6 °F WB		75.2 °F WB	
		68 °F DB		73.4 °F DB		78.8 °F DB		80.6 °F DB		82.4 °F DB		86 °F DB		89.6 °F DB	
		TC	PI	TC	PI	TC	PI	TC	PI	TC	PI	TC	PI	TC	PI
		kBtu/h	kW	kBtu/h	kW	kBtu/h	kW	kBtu/h	kW	kBtu/h	kW	kBtu/h	kW	kBtu/h	kW
60%	50	48.6	2.00	57.9	2.35	67.4	2.72	72.0	2.92	76.6	3.11	86.1	3.52	95.6	3.95
	53.6	48.6	2.04	57.9	2.39	67.4	2.78	72.0	2.97	76.6	3.16	86.1	3.59	95.6	4.02
	57.2	48.6	2.07	57.9	2.43	67.4	2.81	72.0	3.02	76.6	3.23	86.1	3.65	95.6	4.09
	60.8	48.6	2.09	57.9	2.47	67.4	2.87	72.0	3.07	76.6	3.28	86.1	3.72	95.6	4.17
	64.4	48.6	2.13	57.9	2.50	67.4	2.92	72.0	3.12	76.6	3.34	86.1	3.78	95.6	4.25
	68	48.6	2.16	57.9	2.56	67.4	2.97	72.0	3.19	76.6	3.41	86.1	3.86	95.6	4.34
	69.8	48.6	2.18	57.9	2.57	67.4	3.00	72.0	3.21	76.6	3.43	86.1	3.90	95.6	4.38
	73.4	48.6	2.21	57.9	2.62	67.4	3.05	72.0	3.28	76.6	3.50	86.1	4.05	95.6	4.66
	77	48.6	2.25	57.9	2.67	67.4	3.16	72.0	3.43	76.6	3.72	86.1	4.33	95.6	4.97
	80.6	48.6	2.34	57.9	2.83	67.4	3.37	72.0	3.67	76.6	3.96	86.1	4.61	95.6	5.31
	84.2	48.6	2.47	57.9	3.00	67.4	3.59	72.0	3.90	76.6	4.22	86.1	4.92	95.6	5.67
	87.8	48.6	2.62	57.9	3.19	67.4	3.81	72.0	4.14	76.6	4.49	86.1	5.23	95.6	6.03
	91.4	48.6	2.76	57.9	3.37	67.4	4.04	72.0	4.40	76.6	4.78	86.1	5.56	95.6	6.43
	95	48.6	2.93	57.9	3.58	67.4	4.29	72.0	4.67	76.6	5.07	86.1	5.93	95.6	6.84
98.6	48.6	3.10	57.9	3.78	67.4	4.54	70.7	4.96	76.6	5.38	86.1	6.30	95.6	7.28	
102.2	48.6	3.27	57.9	4.00	67.4	4.82	69.8	5.25	76.6	5.72	86.1	6.69	95.6	7.75	

Combination	Outdoor air temp (°F DB)	Indoor air temp													
		57.2 °F WB		60.8 °F WB		64.4 °F WB		66.2 °F WB		68 °F WB		71.6 °F WB		75.2 °F WB	
		68 °F DB		73.4 °F DB		78.8 °F DB		80.6 °F DB		82.4 °F DB		86 °F DB		89.6 °F DB	
		TC	PI	TC	PI	TC	PI	TC	PI	TC	PI	TC	PI	TC	PI
		kBtu/h	kW	kBtu/h	kW	kBtu/h	kW	kBtu/h	kW	kBtu/h	kW	kBtu/h	kW	kBtu/h	kW
50%	50	40.5	1.73	48.2	2.00	56.1	2.29	60.0	2.44	63.9	2.58	71.8	2.90	79.7	3.24
	53.6	40.5	1.74	48.2	2.03	56.1	2.32	60.0	2.47	63.9	2.63	71.8	2.96	79.7	3.29
	57.2	40.5	1.77	48.2	2.05	56.1	2.35	60.0	2.52	63.9	2.67	71.8	3.01	79.7	3.36
	60.8	40.5	1.79	48.2	2.08	56.1	2.39	60.0	2.56	63.9	2.71	71.8	3.06	79.7	3.41
	64.4	40.5	1.82	48.2	2.12	56.1	2.43	60.0	2.60	63.9	2.76	71.8	3.11	79.7	3.47
	68	40.5	1.85	48.2	2.14	56.1	2.47	60.0	2.65	63.9	2.81	71.8	3.18	79.7	3.54
	69.8	40.5	1.86	48.2	2.17	56.1	2.49	60.0	2.66	63.9	2.84	71.8	3.20	79.7	3.58
	73.4	40.5	1.89	48.2	2.19	56.1	2.53	60.0	2.71	63.9	2.89	71.8	3.25	79.7	3.65
	77	40.5	1.91	48.2	2.23	56.1	2.58	60.0	2.76	63.9	2.98	71.8	3.42	79.7	3.90
	80.6	40.5	1.95	48.2	2.32	56.1	2.72	60.0	2.94	63.9	3.16	71.8	3.64	79.7	4.16
	84.2	40.5	2.05	48.2	2.45	56.1	2.89	60.0	3.12	63.6	3.37	71.8	3.87	79.7	4.43
	87.8	40.5	2.17	48.2	2.60	56.1	3.09	60.0	3.32	63.6	3.58	71.8	4.12	79.7	4.71
	91.4	40.5	2.30	48.2	2.75	56.1	3.25	60.0	3.51	63.6	3.80	71.8	4.38	79.7	5.01
	95	40.5	2.43	48.2	2.90	56.1	3.43	60.0	3.72	63.6	4.02	71.8	4.65	79.7	5.32
98.6	40.5	2.56	48.2	3.07	56.1	3.64	58.9	3.94	63.6	4.26	71.8	4.93	79.7	5.66	
102.2	40.5	2.70	48.2	3.24	56.1	3.85	58.1	4.17	63.6	4.52	71.8	5.23	79.7	6.00	

➤ GMV-Q***WM/B-U(U) Heating Capacity Correction Table for GMV5 HR VRF Unit
 GMV-Q72WM/B-U(U)

TC—Total capacity of outdoor unit; PI—Power input of outdoor unit

Combination	Outdoor air temp.		Indoor air temperature											
			61		64		68		70		72		75	
			TC	PI	TC	PI	TC	PI	TC	PI	TC	PI	TC	PI
	°F DB	°F WB	KBtu/h	kW	KBtu/h	kW	KBtu/h	kW	KBtu/h	kW	KBtu/h	kW	KBtu/h	kW
130%	-3.5	-4.0	52.5	4.10	52.2	4.38	51.9	4.68	51.9	4.82	51.7	4.96	51.7	5.26
	-2.0	-2.5	53.2	4.19	53.0	4.47	53.0	4.76	52.7	4.90	52.7	5.04	52.5	5.33
	2.0	1.5	55.3	4.38	55.0	4.66	54.8	4.93	54.8	5.05	54.8	5.20	54.5	5.48
	7.0	5.0	57.6	4.59	57.3	4.85	57.1	5.11	57.1	5.24	56.8	5.38	56.8	5.64
	11.0	8.5	59.9	4.79	59.9	5.05	59.6	5.30	59.4	5.42	59.4	5.55	59.1	5.80
	14.5	12.0	62.7	5.00	62.5	5.24	62.2	5.48	62.2	5.60	62.2	5.72	62.0	5.97
	15.0	14.0	64.3	5.11	64.0	5.34	63.8	5.57	63.8	5.69	63.5	5.81	63.5	6.04
	17.0	16.0	65.6	5.20	65.3	5.42	65.3	5.66	65.0	5.77	65.0	5.88	64.8	6.12
	19.5	18.0	67.9	5.35	67.9	5.57	67.6	5.79	67.6	5.91	67.4	6.01	67.1	6.24
	23.0	22.0	71.5	5.55	71.2	5.65	71.0	5.97	71.0	6.08	70.7	6.18	70.7	6.39
	26.5	25.0	74.8	5.73	74.6	5.94	74.6	6.13	74.3	6.24	74.3	6.33	74.0	6.53
	32.0	30.5	80.7	6.01	80.7	6.20	80.5	6.38	80.5	6.47	80.2	6.57	80.2	6.75
	37.5	36.0	87.2	6.26	86.9	6.43	86.6	6.61	86.6	6.69	86.6	6.78	86.4	6.94
	41.0	40.0	91.5	6.42	91.3	6.58	91.3	6.74	91.0	6.82	91.0	6.91	90.8	7.07
	45.0	43.0	96.2	6.57	95.9	6.72	95.9	6.88	95.6	6.20	95.6	7.03	91.8	6.75
	48.0	46.0	101.0	6.70	100.8	6.85	100.8	7.00	100.5	7.07	98.5	6.93	91.8	6.34
52.0	50.0	106.2	6.84	105.9	6.98	105.4	7.07	101.8	6.79	98.5	6.51	91.8	5.97	
55.0	53.0	111.8	6.97	111.6	7.10	105.4	6.62	101.8	6.36	98.5	6.11	91.8	5.60	
59.0	57.0	117.2	7.09	112.1	6.73	105.4	6.24	101.8	6.00	98.5	5.75	91.8	5.29	

GMV5 HR HEAT RECOVERY VRF Units Technical Sales Guide

Combination	Outdoor air temp.		Indoor air temperature											
			61		64		68		70		72		75	
	°F DB	°F WB	TC	PI	TC	PI	TC	PI	TC	PI	TC	PI	TC	PI
			KBtu/h	kW	KBtu/h	kW	KBtu/h	kW	KBtu/h	kW	KBtu/h	kW	KBtu/h	kW
120%	-3.5	-4.0	52.2	4.49	51.9	4.75	51.7	5.02	51.7	5.15	51.7	5.29	51.4	5.56
	-2.0	-2.5	53.0	4.57	52.7	4.84	52.7	5.05	52.5	5.23	52.5	5.36	52.2	5.63
	2.0	1.5	55.0	4.75	54.8	5.01	54.8	5.26	54.5	5.39	54.5	5.51	54.3	5.76
	7.0	5.0	57.3	4.94	57.1	5.18	56.8	5.42	56.8	5.55	56.8	5.67	56.6	5.91
	11.0	8.5	59.6	5.13	59.6	5.36	59.4	5.60	59.4	5.72	59.1	5.83	59.1	6.06
	14.5	12.0	62.5	5.33	62.2	5.54	62.2	5.77	62.0	5.88	62.0	5.99	61.7	6.22
	15.0	14.0	64.0	5.42	63.8	5.64	63.5	5.85	63.5	5.97	63.5	6.03	63.2	6.29
	17.0	16.0	65.3	5.51	65.0	5.72	65.0	5.93	64.8	6.03	64.8	6.15	64.5	6.36
	19.5	18.0	67.6	5.65	67.6	5.85	67.4	6.06	67.4	6.16	67.1	6.26	67.1	6.46
	23.0	22.0	71.2	5.83	71.0	6.03	70.7	6.22	70.7	6.32	70.7	6.42	70.4	6.61
	26.5	25.0	74.6	6.00	74.6	6.19	74.3	6.37	74.3	6.46	74.0	6.56	74.0	6.74
	32.0	30.5	80.5	6.26	80.5	6.43	80.2	6.68	80.2	6.69	80.0	6.77	80.0	6.94
	37.5	36.0	86.9	6.49	86.6	6.65	86.6	6.81	86.4	6.89	86.4	6.97	84.6	6.93
	41.0	40.0	91.3	6.64	91.0	6.79	91.0	6.94	90.8	7.01	90.8	7.09	84.6	6.51
	45.0	43.0	95.9	6.77	95.9	6.91	95.6	7.06	94.1	6.96	91.0	6.67	84.6	6.12
	48.0	46.0	100.8	6.91	100.5	7.04	97.2	6.81	94.1	6.54	91.0	6.27	84.6	5.76
52.0	50.0	105.9	7.03	103.4	6.91	97.2	6.40	94.1	6.15	91.0	5.91	84.6	5.43	
55.0	53.0	109.8	6.96	103.4	6.48	97.2	6.00	94.1	5.78	91.0	5.55	84.6	5.11	
59.0	57.0	109.8	6.55	103.4	6.10	97.2	5.66	94.1	5.45	91.0	5.24	84.6	4.82	

Combination	Outdoor air temp.		Indoor air temperature											
			61		64		68		70		72		75	
	°F DB	°F WB	TC	PI	TC	PI	TC	PI	TC	PI	TC	PI	TC	PI
			KBtu/h	kW	KBtu/h	kW	KBtu/h	kW	KBtu/h	kW	KBtu/h	kW	KBtu/h	kW
110%	-3.5	-4.0	51.9	4.88	51.7	5.12	51.4	5.37	51.4	5.49	51.4	5.61	51.2	5.86
	-2.0	-2.5	52.7	4.96	52.7	5.20	52.5	5.44	52.5	5.56	52.2	5.68	52.2	5.92
	2.0	1.5	54.8	5.12	54.5	5.36	54.5	5.59	54.3	5.70	54.3	5.82	54.0	6.05
	7.0	5.0	57.1	5.30	56.8	5.52	56.6	5.74	56.6	5.85	56.6	5.97	56.3	6.18
	11.0	8.5	59.4	5.48	59.4	5.69	59.1	5.90	59.1	6.00	58.9	6.11	58.9	6.33
	14.5	12.0	62.2	5.65	62.0	5.85	62.0	6.06	61.7	6.16	61.7	6.26	61.7	6.46
	15.0	14.0	63.8	5.74	63.5	5.94	63.2	6.14	63.2	6.24	63.2	6.33	63.0	6.53
	17.0	16.0	65.0	5.82	64.8	6.01	64.8	6.21	64.8	6.30	64.5	6.40	64.5	6.59
	19.5	18.0	67.4	5.95	67.4	6.13	67.1	6.32	67.1	6.42	67.9	6.51	66.8	6.70
	23.0	22.0	71.0	6.12	70.7	6.30	70.4	6.47	70.4	6.56	73.8	6.65	70.2	6.83
	26.5	25.0	74.3	6.27	74.3	6.44	74.0	6.61	74.0	6.70	80.0	6.78	73.8	6.95
	32.0	30.5	80.2	6.51	80.2	6.67	80.0	6.82	80.0	6.90	83.3	6.98	77.6	6.85
	37.5	36.0	86.6	6.73	86.4	6.87	86.4	7.01	86.1	7.08	83.3	6.79	77.6	6.23
	41.0	40.0	91.0	6.85	91.0	7.00	89.2	6.93	86.1	6.65	83.3	6.39	77.6	5.86
	45.0	43.0	95.6	6.98	94.9	7.03	89.2	6.51	86.1	6.25	83.3	6.00	77.6	5.51
	48.0	46.0	100.5	7.10	94.9	6.61	89.2	6.12	86.1	5.88	83.3	5.65	77.6	5.20
52.0	50.0	100.5	6.67	94.9	6.21	89.2	5.76	86.1	5.54	83.3	5.33	77.6	4.90	
55.0	53.0	100.5	6.26	94.9	5.83	89.2	5.42	86.1	5.21	83.3	5.01	77.6	4.62	
59.0	57.0	100.5	5.90	94.9	5.50	89.2	5.11	86.1	4.92	83.3	4.74	77.6	4.37	

Combination	Outdoor air temp.		Indoor air temperature											
			61		64		68		70		72		75	
	°F DB	°F WB	TC	PI	TC	PI	TC	PI	TC	PI	TC	PI	TC	PI
100%	-3.5	-4.0	51.7	5.27	51.4	5.49	51.4	5.72	51.2	5.83	51.2	5.94	50.9	6.16
	-2.0	-2.5	52.5	5.34	52.5	5.56	52.2	5.78	52.2	5.89	51.9	6.00	51.9	6.22
	2.0	1.5	54.5	5.49	54.3	5.70	54.3	5.91	54.3	6.02	54.0	6.12	54.0	6.33
	7.0	5.0	56.8	5.65	56.6	5.85	56.6	6.06	56.3	6.16	56.3	6.26	56.1	6.46
	11.0	8.5	59.1	5.82	59.1	6.00	58.9	6.20	58.9	6.30	58.9	6.17	58.6	6.59
	14.5	12.0	62.0	5.97	61.7	6.16	61.7	6.34	61.7	6.44	61.4	6.53	61.4	6.71
	15.0	14.0	63.5	6.06	63.2	6.24	63.2	6.42	63.0	6.51	63.0	6.60	62.7	6.78
	17.0	16.0	64.8	6.12	64.8	6.30	64.5	6.48	64.5	6.57	64.3	6.66	64.3	6.83
	19.5	18.0	67.1	6.24	67.1	6.42	66.8	6.58	66.8	6.67	66.8	6.76	66.6	6.93
	23.0	22.0	70.7	6.40	70.4	6.56	70.4	6.73	70.2	6.81	70.2	6.88	70.2	7.05
	26.5	25.0	74.0	6.55	74.0	6.70	73.8	6.85	73.8	6.93	73.8	7.01	70.7	6.71
	32.0	30.5	80.0	6.76	80.0	6.90	79.7	7.04	78.4	6.93	75.8	6.64	70.7	6.10
	37.5	36.0	86.4	6.95	86.1	7.08	81.0	6.55	78.4	6.30	75.8	6.05	70.7	5.55
	41.0	40.0	90.8	7.08	86.1	6.65	81.0	6.16	78.4	5.93	75.8	5.69	70.7	5.24
	45.0	43.0	91.3	6.72	86.1	6.25	81.0	5.80	78.4	5.58	75.8	5.36	70.7	4.93
	48.0	46.0	91.3	6.31	86.1	5.88	81.0	5.46	78.4	5.26	75.8	5.05	70.7	4.66
52.0	50.0	91.3	5.94	86.1	5.54	81.0	5.15	78.4	4.96	75.8	4.77	70.7	4.40	
55.0	53.0	91.3	5.58	86.1	5.21	81.0	4.85	78.4	4.67	75.8	4.50	70.7	4.15	
59.0	57.0	91.3	5.27	86.1	4.92	81.0	4.58	78.4	4.41	75.8	4.25	70.7	3.93	

Combination	Outdoor air temp.		Indoor air temperature											
			61		64		68		70		72		75	
	°F DB	°F WB	TC	PI	TC	PI	TC	PI	TC	PI	TC	PI	TC	PI
90%	-3.5	-4.0	51.4	5.66	51.2	5.86	51.2	6.06	50.9	6.16	50.9	6.27	50.9	6.46
	-2.0	-2.5	52.2	5.72	52.2	5.93	51.9	6.12	51.9	6.22	51.9	6.32	51.7	6.52
	2.0	1.5	54.3	5.87	54.0	6.06	54.0	6.24	54.0	6.34	53.7	6.43	53.7	6.62
	7.0	5.0	56.6	6.01	56.3	6.19	56.3	6.37	56.1	6.40	56.1	6.55	56.1	6.73
	11.0	8.5	58.9	6.15	58.9	6.33	58.6	6.50	58.6	6.59	58.6	6.67	58.4	6.85
	14.5	12.0	61.7	6.30	61.7	6.46	61.4	6.63	61.4	6.72	61.4	6.80	61.2	6.97
	15.0	14.0	63.2	6.37	63.0	6.54	63.0	6.70	62.7	6.78	62.7	6.86	62.7	7.02
	17.0	16.0	64.5	6.44	64.5	6.60	64.3	6.76	64.3	6.83	64.3	6.91	63.5	6.98
	19.5	18.0	66.8	6.55	66.8	6.70	66.6	6.85	66.6	6.93	66.6	7.01	63.5	6.67
	23.0	22.0	70.4	6.69	70.2	6.83	70.2	6.98	70.2	7.05	68.1	6.83	63.5	6.27
	26.5	25.0	73.8	6.82	73.8	6.20	73.0	6.98	70.4	6.70	68.1	6.43	63.5	5.91
	32.0	30.5	80.0	7.01	77.6	6.09	73.0	6.33	70.4	6.09	68.1	5.85	63.5	5.37
	37.5	36.0	82.3	6.68	77.6	6.22	73.0	5.77	70.4	5.55	68.1	5.33	63.5	4.91
	41.0	40.0	82.3	6.28	77.6	5.85	73.0	5.44	70.4	5.23	68.1	5.03	63.5	4.63
	45.0	43.0	82.3	5.91	77.6	5.51	73.0	5.12	70.4	4.93	68.1	4.75	63.5	4.38
	48.0	46.0	82.3	5.57	77.6	5.19	73.0	4.83	70.4	4.66	68.1	4.48	63.5	4.14
52.0	50.0	82.3	5.24	77.6	4.90	73.0	4.56	70.4	4.40	68.1	4.23	63.5	3.92	
55.0	53.0	82.3	4.93	77.6	4.62	73.0	4.30	70.4	4.15	68.1	4.00	63.5	3.70	
59.0	57.0	82.3	4.66	77.6	4.36	73.0	4.08	70.4	3.92	68.1	3.79	63.5	3.51	

GMV5 HR HEAT RECOVERY VRF Units Technical Sales Guide

Combination	Outdoor air temp.		Indoor air temperature											
			61		64		68		70		72		75	
	°F DB	°F WB	TC	PI	TC	PI	TC	PI	TC	PI	TC	PI	TC	PI
			KBtu/h	kW	KBtu/h	kW	KBtu/h	kW	KBtu/h	kW	KBtu/h	kW	KBtu/h	kW
80%	-3.5	-4.0	51.2	6.06	50.9	6.23	50.9	6.41	50.9	6.50	50.7	6.59	50.7	6.76
	-2.0	-2.5	51.9	6.11	51.9	6.29	51.7	6.46	51.7	6.55	51.7	6.64	51.4	6.82
	2.0	1.5	54.0	6.24	53.7	6.40	53.7	6.58	53.7	6.66	53.7	6.74	53.5	6.91
	7.0	5.0	56.3	6.36	56.1	6.52	56.1	6.69	56.1	6.76	55.8	6.85	55.8	7.01
	11.0	8.5	58.6	6.49	58.6	6.65	58.4	6.80	58.4	6.88	58.4	6.96	56.6	6.77
	14.5	12.0	61.4	6.62	61.4	6.77	61.2	6.92	61.2	6.99	60.7	6.98	56.6	6.40
	15.0	14.0	63.0	6.69	62.7	6.83	62.7	6.98	62.7	7.05	60.7	6.77	56.6	6.21
	17.0	16.0	64.3	6.75	64.3	6.89	64.0	7.03	62.7	6.88	60.7	6.59	56.6	6.04
	19.5	18.0	66.6	6.85	66.6	6.98	64.8	6.83	62.7	6.56	60.7	6.30	56.6	5.80
	23.0	22.0	70.2	6.21	68.9	6.93	64.8	6.42	62.7	6.17	60.7	5.92	56.6	5.44
	26.5	25.0	73.0	6.25	68.9	6.52	64.8	6.04	62.7	5.84	60.7	5.58	56.6	5.14
	32.0	30.5	73.0	6.36	68.9	5.92	64.8	5.50	62.7	5.30	60.7	5.08	56.6	4.69
	37.5	36.0	73.0	5.79	68.9	5.40	64.8	5.02	62.7	4.84	60.7	4.66	56.6	4.29
	41.0	40.0	73.0	5.45	68.9	5.09	64.8	4.74	62.7	4.56	60.7	4.40	56.6	4.06
	45.0	43.0	73.0	5.14	68.9	4.81	64.8	4.47	62.7	4.32	60.7	4.16	56.6	3.84
	48.0	46.0	73.0	4.85	68.9	4.53	64.8	4.25	62.7	4.08	60.7	3.93	56.6	3.64
52.0	50.0	73.0	4.58	68.9	4.29	64.8	4.00	62.7	3.86	60.7	3.72	56.6	3.45	
55.0	53.0	73.0	4.32	68.9	4.04	64.8	3.78	62.7	3.65	60.7	3.52	56.6	3.26	
59.0	57.0	73.0	4.08	68.9	3.83	64.8	3.59	62.7	3.46	60.7	3.34	56.6	3.10	

Combination	Outdoor air temp.		Indoor air temperature											
			61		64		68		70		72		75	
	°F DB	°F WB	TC	PI	TC	PI	TC	PI	TC	PI	TC	PI	TC	PI
			KBtu/h	kW	KBtu/h	kW	KBtu/h	kW	KBtu/h	kW	KBtu/h	kW	KBtu/h	kW
70%	-3.5	-4.0	50.9	6.45	50.7	6.60	50.7	6.76	50.7	6.83	50.7	6.91	49.4	6.84
	-2.0	-2.5	51.7	6.50	51.7	6.65	51.4	6.80	51.4	6.88	51.4	6.96	49.4	6.70
	2.0	1.5	53.7	6.61	53.7	6.76	53.5	6.90	53.5	6.98	53.0	6.97	49.4	6.39
	7.0	5.0	56.1	6.72	55.8	6.86	55.8	7.01	54.8	67.16	53.0	6.62	49.4	6.07
	11.0	8.5	58.4	6.83	58.4	6.97	56.8	6.80	54.8	6.54	53.0	6.27	49.4	5.75
	14.5	12.0	61.2	6.94	60.4	6.94	56.8	6.43	54.8	6.18	53.0	5.93	49.4	5.45
	15.0	14.0	62.7	7.01	60.4	6.73	56.8	6.24	54.8	6.00	53.0	5.76	49.4	5.30
	17.0	16.0	64.0	7.04	60.4	6.55	56.8	6.07	54.8	5.84	53.0	5.61	49.4	5.16
	19.5	18.0	64.0	6.73	60.4	6.26	56.8	5.81	54.8	5.59	53.0	5.37	49.4	4.94
	23.0	22.0	64.0	6.32	60.4	5.89	56.8	5.47	54.8	5.26	53.0	5.05	49.4	4.66
	26.5	25.0	64.0	5.95	60.4	5.55	56.8	5.16	54.8	4.96	53.0	4.78	49.4	4.41
	32.0	30.5	64.0	5.42	60.4	5.08	56.8	4.71	54.8	4.53	53.0	4.37	49.4	4.04
	37.5	36.0	64.0	4.95	60.4	0.11	56.8	4.32	54.8	4.16	53.0	4.01	49.4	3.71
	41.0	40.0	64.0	4.67	60.4	4.37	56.8	4.08	54.8	3.93	53.0	3.80	49.4	3.51
	45.0	43.0	64.0	4.41	60.4	4.14	56.8	3.86	54.8	3.72	53.0	3.59	49.4	3.33
	48.0	46.0	64.0	4.17	60.4	3.91	56.8	3.65	54.8	3.53	53.0	3.40	49.4	3.16
52.0	50.0	64.0	3.95	60.4	3.70	56.8	3.46	54.8	3.34	53.0	3.23	49.4	3.00	
55.0	53.0	64.0	3.73	60.4	3.50	56.8	3.28	54.8	3.17	53.0	3.06	49.4	2.85	
59.0	57.0	64.0	3.53	60.4	3.32	56.8	3.11	54.8	3.01	53.0	2.91	49.4	2.71	

Combination	Outdoor air temp.		Indoor air temperature											
			61		64		68		70		72		75	
	°F DB	°F WB	TC	PI	TC	PI	TC	PI	TC	PI	TC	PI	TC	PI
60%	-3.5	-4.0	50.7	6.84	50.4	6.97	48.6	6.70	47.1	6.44	45.5	6.18	42.4	5.67
	-2.0	-2.5	51.4	6.88	51.4	7.01	48.6	6.56	47.1	6.30	45.5	6.05	42.4	5.55
	2.0	1.5	53.5	6.98	51.7	6.76	48.6	6.26	47.1	6.02	45.5	5.78	42.4	5.31
	7.0	5.0	54.8	6.90	51.7	6.42	48.6	5.95	47.1	5.72	45.5	5.50	42.4	5.05
	11.0	8.5	54.8	6.53	51.7	6.08	48.6	5.64	47.1	5.43	45.5	5.22	42.4	4.81
	14.5	12.0	54.8	6.17	51.7	5.75	48.6	5.34	47.1	5.14	45.5	4.94	42.4	4.56
	15.0	14.0	54.8	6.00	51.7	5.59	48.6	5.19	47.1	5.00	45.5	4.81	42.4	4.43
	17.0	16.0	54.8	5.84	51.7	5.45	48.6	5.06	47.1	4.87	45.5	4.69	42.4	4.32
	19.5	18.0	54.8	5.58	51.7	5.21	48.6	4.84	47.1	4.67	45.5	4.49	42.4	4.15
	23.0	22.0	54.8	5.26	51.7	4.91	48.6	4.57	47.1	4.41	45.5	4.24	42.4	3.92
	26.5	25.0	54.8	4.96	51.7	4.64	48.6	4.34	47.1	4.17	45.5	4.01	42.4	3.71
	32.0	30.5	54.8	4.53	51.7	4.25	48.6	3.96	47.1	3.83	45.5	3.68	42.4	3.41
	37.5	36.0	54.8	4.16	51.7	3.90	48.6	3.65	47.1	3.52	45.5	3.40	42.4	0.14
	41.0	40.0	54.8	3.93	51.7	3.69	48.6	3.45	47.1	3.34	45.5	3.22	42.4	2.99
	45.0	43.0	54.8	3.72	51.7	3.50	48.6	3.27	47.1	3.16	45.5	3.06	42.4	2.84
	48.0	46.0	54.8	3.53	51.7	3.31	48.6	3.10	47.1	3.01	45.5	2.90	42.4	2.70
52.0	50.0	54.8	3.34	51.7	3.15	48.6	2.95	47.1	2.85	45.5	2.76	42.4	2.58	
55.0	53.0	54.8	3.16	51.7	2.98	48.6	2.80	47.1	2.71	45.5	2.62	42.4	2.45	
59.0	57.0	54.8	3.01	51.7	2.83	48.6	2.67	47.1	2.58	45.5	2.50	42.4	2.34	

Combination	Outdoor air temp.		Indoor air temperature											
			61		64		68		70		72		75	
	°F DB	°F WB	TC	PI	TC	PI	TC	PI	TC	PI	TC	PI	TC	PI
50%	-3.5	-4.0	45.8	6.22	43.2	5.79	40.6	5.38	39.1	5.18	37.8	4.98	35.2	4.59
	-2.0	-2.5	45.8	6.09	43.2	5.67	40.6	5.27	39.1	5.07	37.8	4.87	35.2	4.50
	2.0	1.5	45.8	5.81	43.2	5.42	40.6	5.04	39.1	4.85	37.8	4.67	35.2	4.31
	7.0	5.0	45.8	5.53	43.2	5.16	40.6	4.80	39.1	4.62	37.8	4.45	35.2	4.11
	11.0	8.5	45.8	5.25	43.2	4.91	40.6	4.56	39.1	4.40	37.8	4.23	35.2	3.92
	14.5	12.0	45.8	4.97	43.2	4.65	40.6	4.33	39.1	4.17	37.8	4.02	35.2	3.72
	15.0	14.0	45.8	4.84	43.2	4.52	40.6	4.22	39.1	4.07	37.8	3.92	35.2	3.62
	17.0	16.0	45.8	4.72	43.2	4.41	40.6	4.11	39.1	3.97	37.8	3.83	35.2	3.54
	19.5	18.0	45.8	4.52	43.2	4.25	40.6	3.95	39.1	3.81	37.8	3.68	35.2	3.40
	23.0	22.0	45.8	4.26	43.2	4.00	40.6	3.74	39.1	3.61	37.8	3.48	35.2	3.22
	26.5	25.0	45.8	4.04	43.2	3.79	40.6	3.54	39.1	3.42	37.8	3.30	35.2	3.07
	32.0	30.5	45.8	3.71	43.2	3.48	40.6	3.26	39.1	3.15	37.8	3.04	35.2	2.83
	37.5	36.0	45.8	3.41	43.2	3.21	40.6	3.01	39.1	2.91	37.8	2.82	35.2	2.62
	41.0	40.0	45.8	3.24	43.2	3.04	40.6	2.85	39.1	2.76	37.8	2.67	35.2	2.49
	45.0	43.0	45.8	3.07	43.2	2.89	40.6	2.72	39.1	2.63	37.8	2.55	35.2	2.38
	48.0	46.0	45.8	2.92	43.2	2.75	40.6	2.58	39.1	2.51	37.8	2.43	35.2	2.27
52.0	50.0	45.8	2.77	43.2	2.61	40.6	2.46	39.1	2.39	37.8	2.31	35.2	2.16	
55.0	53.0	45.8	2.64	43.2	2.49	40.6	2.34	39.1	2.27	37.8	2.20	35.2	2.06	
59.0	57.0	45.8	2.51	43.2	2.37	40.6	2.24	39.1	2.17	37.8	2.10	35.2	1.97	

GMV5 HR HEAT RECOVERY VRF Units Technical Sales Guide

GMV-Q96WM/B-U(U)

TC—Total capacity of outdoor unit; PI—Power input of outdoor unit

Combination	Outdoor air temp.		Indoor air temperature											
			61		64		68		70		72		75	
	°F DB	°F WB	TC	PI	TC	PI	TC	PI	TC	PI	TC	PI	TC	PI
130%	-3.5	-4.0	70.0	5.55	69.6	5.94	69.3	6.33	69.3	6.53	68.9	6.72	68.9	7.12
	-2.0	-2.5	71.0	5.67	70.6	6.06	70.6	6.45	70.3	6.64	70.3	6.82	70.0	7.21
	2.0	1.5	73.7	5.94	73.4	6.30	73.0	6.68	73.0	6.83	73.0	7.05	72.7	7.43
	7.0	5.0	76.8	6.21	76.5	6.57	76.1	6.93	76.1	7.10	75.8	7.28	75.8	7.64
	11.0	8.5	79.9	6.49	79.9	6.83	79.6	7.17	79.2	7.34	79.2	7.52	78.9	7.85
	14.5	12.0	83.7	6.77	83.3	7.10	83.0	7.43	83.0	7.59	83.0	7.75	82.6	8.08
	15.0	14.0	85.7	6.92	85.4	7.23	85.0	7.55	85.0	7.71	84.7	7.86	84.7	8.18
	17.0	16.0	87.4	7.04	87.1	7.34	87.1	7.66	86.8	7.81	86.8	7.97	86.4	8.28
	19.5	18.0	90.5	7.24	90.5	7.55	90.2	7.84	90.2	8.00	89.8	8.14	89.5	8.45
	23.0	22.0	95.3	7.52	95.0	7.65	94.6	8.09	94.6	8.23	94.3	8.36	94.3	8.65
	26.5	25.0	99.8	7.76	99.4	8.04	99.4	8.30	99.1	8.45	99.1	8.58	98.8	8.84
	32.0	30.5	107.7	8.14	107.7	8.39	107.3	8.64	107.3	8.76	107.0	8.89	107.0	9.14
	37.5	36.0	116.2	8.48	115.9	8.71	115.6	8.95	115.6	9.06	115.6	9.18	115.2	9.40
	41.0	40.0	122.1	8.69	121.7	8.91	121.7	9.13	121.4	9.24	121.4	9.35	121.0	9.57
	45.0	43.0	128.2	8.89	127.9	9.10	127.9	9.31	127.6	8.39	127.6	9.52	122.4	9.14
	48.0	46.0	134.8	9.08	134.4	9.28	134.4	9.48	134.1	9.58	131.3	9.38	122.4	8.59
52.0	50.0	141.6	9.26	141.3	9.45	140.6	9.57	135.8	9.19	131.3	8.81	122.4	8.09	
55.0	53.0	149.2	9.44	148.8	9.62	140.6	8.97	135.8	8.61	131.3	8.27	122.4	7.59	
59.0	57.0	156.4	9.60	149.5	9.11	140.6	8.45	135.8	8.12	131.3	7.79	122.4	7.16	
120%	-3.5	-4.0	69.6	6.08	69.3	6.44	68.9	6.80	68.9	6.98	68.9	7.16	68.6	7.53
	-2.0	-2.5	70.6	6.19	70.3	6.55	70.3	6.83	70.0	7.08	70.0	7.26	69.6	7.62
	2.0	1.5	73.4	6.44	73.0	6.78	73.0	7.12	72.7	7.29	72.7	7.47	72.4	7.80
	7.0	5.0	76.5	6.69	76.1	7.02	75.8	7.34	75.8	7.52	75.8	7.68	75.4	8.01
	11.0	8.5	79.6	6.95	79.6	7.26	79.2	7.58	79.2	7.74	78.9	7.89	78.9	8.21
	14.5	12.0	83.3	7.21	83.0	7.51	83.0	7.81	82.6	7.97	82.6	8.11	82.3	8.43
	15.0	14.0	85.4	7.34	85.0	7.64	84.7	7.93	84.7	8.08	84.7	8.16	84.4	8.52
	17.0	16.0	87.1	7.46	86.8	7.74	86.8	8.03	86.4	8.17	86.4	8.32	86.1	8.61
	19.5	18.0	90.2	7.65	90.2	7.93	89.8	8.20	89.8	8.34	89.5	8.48	89.5	8.75
	23.0	22.0	95.0	7.89	94.6	8.16	94.3	8.43	94.3	8.56	94.3	8.69	94.0	8.95
	26.5	25.0	99.4	8.13	99.4	8.38	99.1	8.63	99.1	8.75	98.8	8.88	98.8	9.13
	32.0	30.5	107.3	8.48	107.3	8.71	107.0	9.05	107.0	9.06	106.6	9.17	106.6	9.40
	37.5	36.0	115.9	8.79	115.6	9.01	115.6	9.22	115.2	9.33	115.2	9.44	112.8	9.38
	41.0	40.0	121.7	8.99	121.4	9.19	121.4	9.39	121.0	9.50	121.0	9.60	112.8	8.81
	45.0	43.0	127.9	9.17	127.9	9.36	127.6	9.56	125.5	9.42	121.4	9.04	112.8	8.29
	48.0	46.0	134.4	9.35	134.1	9.54	129.6	9.22	125.5	8.85	121.4	8.50	112.8	7.80
52.0	50.0	141.3	9.52	137.8	9.35	129.6	8.67	125.5	8.33	121.4	8.00	112.8	7.35	
55.0	53.0	146.4	9.42	137.8	8.77	129.6	8.13	125.5	7.82	121.4	7.52	112.8	6.92	
59.0	57.0	146.4	8.87	137.8	8.26	129.6	7.67	125.5	7.37	121.4	7.09	112.8	6.53	

Combination	Outdoor air temp.		Indoor air temperature											
			61		64		68		70		72		75	
	°F DB	°F WB	TC	PI	TC	PI	TC	PI	TC	PI	TC	PI	TC	PI
			KBtu/h	kW	KBtu/h	kW	KBtu/h	kW	KBtu/h	kW	KBtu/h	kW	KBtu/h	kW
110%	-3.5	-4.0	69.3	6.61	68.9	6.94	68.6	7.27	68.6	7.44	68.6	7.60	68.2	7.94
	-2.0	-2.5	70.3	6.71	70.3	7.04	70.0	7.36	70.0	7.53	69.6	7.69	69.6	8.02
	2.0	1.5	73.0	6.94	72.7	7.25	72.7	7.57	72.4	7.72	72.4	7.88	72.0	8.19
	7.0	5.0	76.1	7.17	75.8	7.48	75.4	7.77	75.4	7.93	75.4	8.08	75.1	8.37
	11.0	8.5	79.2	7.42	79.2	7.70	78.9	7.99	78.9	8.13	78.5	8.27	78.5	8.57
	14.5	12.0	83.0	7.65	82.6	7.93	82.6	8.20	82.3	8.34	82.3	8.48	82.3	8.75
	15.0	14.0	85.0	7.77	84.7	8.04	84.4	8.31	84.4	8.45	84.4	8.58	84.0	8.84
	17.0	16.0	86.8	7.87	86.4	8.14	86.4	8.40	86.4	8.54	86.1	8.67	86.1	8.93
	19.5	18.0	89.8	8.06	89.8	8.30	89.5	8.56	89.5	8.69	90.5	8.81	89.2	9.07
	23.0	22.0	94.6	8.28	94.3	8.53	94.0	8.76	94.0	8.88	98.4	9.01	93.6	9.25
	26.5	25.0	99.1	8.50	99.1	8.72	98.8	8.96	98.8	9.07	106.6	9.18	98.4	9.41
	32.0	30.5	107.0	8.81	107.0	9.03	106.6	9.24	106.6	9.34	111.1	9.46	103.6	9.27
	37.5	36.0	115.6	9.11	115.2	9.30	115.2	9.50	114.9	9.59	111.1	9.20	103.6	8.44
	41.0	40.0	121.4	9.28	121.4	9.48	119.0	9.38	114.9	9.01	111.1	8.65	103.6	7.94
	45.0	43.0	127.6	9.46	126.5	9.52	119.0	8.81	114.9	8.47	111.1	8.13	103.6	7.47
	48.0	46.0	134.1	9.61	126.5	8.95	119.0	8.29	114.9	7.97	111.1	7.65	103.6	7.04
52.0	50.0	134.1	9.04	126.5	8.42	119.0	7.80	114.9	7.51	111.1	7.21	103.6	6.64	
55.0	53.0	134.1	8.48	126.5	7.89	119.0	7.33	114.9	7.06	111.1	6.78	103.6	6.25	
59.0	57.0	134.1	7.99	126.5	7.45	119.0	6.93	114.9	6.66	111.1	6.42	103.6	5.92	

Combination	Outdoor air temp.		Indoor air temperature											
			61		64		68		70		72		75	
	°F DB	°F WB	TC	PI	TC	PI	TC	PI	TC	PI	TC	PI	TC	PI
			KBtu/h	kW	KBtu/h	kW	KBtu/h	kW	KBtu/h	kW	KBtu/h	kW	KBtu/h	kW
100%	-3.5	-4.0	68.9	7.14	68.6	7.44	68.6	7.74	68.2	7.89	68.2	8.04	67.9	8.34
	-2.0	-2.5	70.0	7.23	70.0	7.53	69.6	7.82	69.6	7.98	69.3	8.13	69.3	8.43
	2.0	1.5	72.7	7.44	72.4	7.72	72.4	8.01	72.4	8.15	72.0	8.29	72.0	8.58
	7.0	5.0	75.8	7.65	75.4	7.93	75.4	8.20	75.1	8.34	75.1	8.48	74.8	8.75
	11.0	8.5	78.9	7.87	78.9	8.13	78.5	8.39	78.5	8.53	78.5	8.55	78.2	8.93
	14.5	12.0	82.6	8.09	82.3	8.34	82.3	8.59	82.3	8.72	82.0	8.84	82.0	9.09
	15.0	14.0	84.7	8.20	84.4	8.45	84.4	8.69	84.0	8.81	84.0	8.94	83.7	9.18
	17.0	16.0	86.4	8.29	86.4	8.54	86.1	8.77	86.1	8.89	85.7	9.02	85.7	9.25
	19.5	18.0	89.5	8.46	89.5	8.69	89.2	8.91	89.2	9.04	89.2	9.15	88.8	9.38
	23.0	22.0	94.3	8.67	94.0	8.88	94.0	9.11	93.6	9.22	93.6	9.32	93.6	9.55
	26.5	25.0	98.8	8.86	98.8	9.07	98.4	9.28	98.4	9.38	98.4	9.49	94.3	9.09
	32.0	30.5	106.6	9.16	106.6	9.34	106.3	9.54	104.6	9.38	101.2	9.00	94.3	8.26
	37.5	36.0	115.2	9.41	114.9	9.59	108.0	8.87	104.6	8.53	101.2	8.19	94.3	7.52
	41.0	40.0	121.0	9.59	114.9	9.01	108.0	8.34	104.6	8.03	101.2	7.71	94.3	7.09
	45.0	43.0	121.7	9.10	114.9	8.47	108.0	7.85	104.6	7.56	101.2	7.26	94.3	6.68
	48.0	46.0	121.7	8.55	114.9	7.97	108.0	7.40	104.6	7.12	101.2	6.84	94.3	6.30
52.0	50.0	121.7	8.05	114.9	7.51	108.0	6.98	104.6	6.71	101.2	6.46	94.3	5.96	
55.0	53.0	121.7	7.56	114.9	7.06	108.0	6.57	104.6	6.32	101.2	6.09	94.3	5.62	
59.0	57.0	121.7	7.13	114.9	6.66	108.0	6.20	104.6	5.98	101.2	5.75	94.3	5.32	

GMV5 HR HEAT RECOVERY VRF Units Technical Sales Guide

Combination	Outdoor air temp.		Indoor air temperature											
			61		64		68		70		72		75	
	°F DB	°F WB	TC	PI	TC	PI	TC	PI	TC	PI	TC	PI	TC	PI
			KBtu/h	kW	KBtu/h	kW	KBtu/h	kW	KBtu/h	kW	KBtu/h	kW	KBtu/h	kW
90%	-3.5	-4.0	68.6	7.67	68.2	7.94	68.2	8.21	67.9	8.34	67.9	8.49	67.9	8.75
	-2.0	-2.5	69.6	7.75	69.6	8.03	69.3	8.29	69.3	8.43	69.3	8.56	68.9	8.82
	2.0	1.5	72.4	7.95	72.0	8.20	72.0	8.46	72.0	8.59	71.7	8.71	71.7	8.97
	7.0	5.0	75.4	8.14	75.1	8.38	75.1	8.63	74.8	8.67	74.8	8.87	74.8	9.12
	11.0	8.5	78.5	8.33	78.5	8.57	78.2	8.80	78.2	8.93	78.2	9.04	77.8	9.27
	14.5	12.0	82.3	8.53	82.3	8.75	82.0	8.98	82.0	9.10	82.0	9.21	81.6	9.44
	15.0	14.0	84.4	8.63	84.0	8.85	84.0	9.07	83.7	9.18	83.7	9.29	83.7	9.51
	17.0	16.0	86.1	8.72	86.1	8.94	85.7	9.15	85.7	9.25	85.7	9.36	84.7	9.46
	19.5	18.0	89.2	8.86	89.2	9.07	88.8	9.28	88.8	9.38	88.8	9.49	84.7	9.03
	23.0	22.0	94.0	9.06	93.6	9.25	93.6	9.45	93.6	9.55	90.9	9.25	84.7	8.49
	26.5	25.0	98.4	9.23	98.4	8.39	97.4	9.46	94.0	9.08	90.9	8.71	84.7	8.00
	32.0	30.5	106.6	9.50	103.6	8.24	97.4	8.58	94.0	8.24	90.9	7.92	84.7	7.27
	37.5	36.0	109.7	9.05	103.6	8.43	97.4	7.81	94.0	7.52	90.9	7.22	84.7	6.65
	41.0	40.0	109.7	8.51	103.6	7.93	97.4	7.36	94.0	7.08	90.9	6.81	84.7	6.27
	45.0	43.0	109.7	8.00	103.6	7.47	97.4	6.94	94.0	6.68	90.9	6.43	84.7	5.93
	48.0	46.0	109.7	7.54	103.6	7.03	97.4	6.54	94.0	6.30	90.9	6.07	84.7	5.60
52.0	50.0	109.7	7.10	103.6	6.63	97.4	6.18	94.0	5.96	90.9	5.73	84.7	5.30	
55.0	53.0	109.7	6.68	103.6	6.25	97.4	5.82	94.0	5.62	90.9	5.42	84.7	5.01	
59.0	57.0	109.7	6.31	103.6	5.91	97.4	5.52	94.0	5.30	90.9	5.13	84.7	4.75	

Combination	Outdoor air temp.		Indoor air temperature											
			61		64		68		70		72		75	
	°F DB	°F WB	TC	PI	TC	PI	TC	PI	TC	PI	TC	PI	TC	PI
			KBtu/h	kW	KBtu/h	kW	KBtu/h	kW	KBtu/h	kW	KBtu/h	kW	KBtu/h	kW
80%	-3.5	-4.0	68.2	8.20	67.9	8.44	67.9	8.68	67.9	8.80	67.6	8.93	67.6	9.16
	-2.0	-2.5	69.3	8.27	69.3	8.52	68.9	8.75	68.9	8.87	68.9	8.99	68.6	9.23
	2.0	1.5	72.0	8.45	71.7	8.67	71.7	8.90	71.7	9.02	71.7	9.13	71.3	9.35
	7.0	5.0	75.1	8.62	74.8	8.83	74.8	9.06	74.8	9.16	74.4	9.27	74.4	9.50
	11.0	8.5	78.2	8.79	78.2	9.01	77.8	9.21	77.8	9.31	77.8	9.42	75.4	9.17
	14.5	12.0	82.0	8.97	82.0	9.17	81.6	9.37	81.6	9.47	80.9	9.45	75.4	8.66
	15.0	14.0	84.0	9.06	83.7	9.25	83.7	9.45	83.7	9.55	80.9	9.17	75.4	8.40
	17.0	16.0	85.7	9.14	85.7	9.33	85.4	9.52	83.7	9.31	80.9	8.93	75.4	8.18
	19.5	18.0	88.8	9.27	88.8	9.46	86.4	9.25	83.7	8.88	80.9	8.53	75.4	7.85
	23.0	22.0	93.6	8.42	91.9	9.38	86.4	8.69	83.7	8.35	80.9	8.02	75.4	7.36
	26.5	25.0	97.4	8.47	91.9	8.83	86.4	8.18	83.7	7.91	80.9	7.56	75.4	6.96
	32.0	30.5	97.4	8.61	91.9	8.02	86.4	7.45	83.7	7.17	80.9	6.89	75.4	6.34
	37.5	36.0	97.4	7.84	91.9	7.31	86.4	6.80	83.7	6.55	80.9	6.30	75.4	5.81
	41.0	40.0	97.4	7.38	91.9	6.90	86.4	6.42	83.7	6.18	80.9	5.96	75.4	5.50
	45.0	43.0	97.4	6.96	91.9	6.52	86.4	6.06	83.7	5.84	80.9	5.63	75.4	5.20
	48.0	46.0	97.4	6.57	91.9	6.14	86.4	5.75	83.7	5.52	80.9	5.32	75.4	4.93
52.0	50.0	97.4	6.20	91.9	5.80	86.4	5.42	83.7	5.22	80.9	5.04	75.4	4.67	
55.0	53.0	97.4	5.84	91.9	5.48	86.4	5.12	83.7	4.94	80.9	4.76	75.4	4.42	
59.0	57.0	97.4	5.53	91.9	5.19	86.4	4.86	83.7	4.68	80.9	4.52	75.4	4.20	

Combination	Outdoor air temp.		Indoor air temperature											
			61		64		68		70		72		75	
	°F DB	°F WB	TC	PI	TC	PI	TC	PI	TC	PI	TC	PI	TC	PI
			KBtu/h	kW	KBtu/h	kW	KBtu/h	kW	KBtu/h	kW	KBtu/h	kW	KBtu/h	kW
70%	-3.5	-4.0	67.9	8.73	67.6	8.94	67.6	9.15	67.6	9.25	67.6	9.36	65.8	9.26
	-2.0	-2.5	68.9	8.80	68.9	9.01	68.6	9.21	68.6	9.31	68.6	9.42	65.8	9.07
	2.0	1.5	71.7	8.95	71.7	9.15	71.3	9.34	71.3	9.45	70.6	9.44	65.8	8.65
	7.0	5.0	74.8	9.10	74.4	9.29	74.4	9.49	73.0	90.94	70.6	8.97	65.8	8.22
	11.0	8.5	77.8	9.25	77.8	9.44	75.8	9.21	73.0	8.85	70.6	8.50	65.8	7.79
	14.5	12.0	81.6	9.40	80.6	9.39	75.8	8.70	73.0	8.36	70.6	8.03	65.8	7.37
	15.0	14.0	83.7	9.49	80.6	9.12	75.8	8.45	73.0	8.12	70.6	7.80	65.8	7.17
	17.0	16.0	85.4	9.54	80.6	8.87	75.8	8.22	73.0	7.91	70.6	7.60	65.8	6.99
	19.5	18.0	85.4	9.11	80.6	8.48	75.8	7.86	73.0	7.57	70.6	7.27	65.8	6.69
	23.0	22.0	85.4	8.56	80.6	7.98	75.8	7.41	73.0	7.12	70.6	6.84	65.8	6.31
	26.5	25.0	85.4	8.06	80.6	7.52	75.8	6.99	73.0	6.72	70.6	6.47	65.8	5.97
	32.0	30.5	85.4	7.33	80.6	6.89	75.8	6.38	73.0	6.14	70.6	5.92	65.8	5.47
	37.5	36.0	85.4	6.70	80.6	0.15	75.8	5.84	73.0	5.63	70.6	5.43	65.8	5.02
	41.0	40.0	85.4	6.32	80.6	5.92	75.8	5.53	73.0	5.32	70.6	5.14	65.8	4.75
	45.0	43.0	85.4	5.98	80.6	5.60	75.8	5.22	73.0	5.04	70.6	4.87	65.8	4.51
	48.0	46.0	85.4	5.65	80.6	5.29	75.8	4.95	73.0	4.77	70.6	4.61	65.8	4.27
52.0	50.0	85.4	5.34	80.6	5.01	75.8	4.69	73.0	4.53	70.6	4.38	65.8	4.06	
55.0	53.0	85.4	5.05	80.6	4.74	75.8	4.44	73.0	4.29	70.6	4.14	65.8	3.86	
59.0	57.0	85.4	4.78	80.6	4.50	75.8	4.21	73.0	4.08	70.6	3.94	65.8	3.67	

Combination	Outdoor air temp.		Indoor air temperature											
			61		64		68		70		72		75	
	°F DB	°F WB	TC	PI	TC	PI	TC	PI	TC	PI	TC	PI	TC	PI
			KBtu/h	kW	KBtu/h	kW	KBtu/h	kW	KBtu/h	kW	KBtu/h	kW	KBtu/h	kW
60%	-3.5	-4.0	67.6	9.26	67.2	9.44	64.8	9.08	62.8	8.72	60.7	8.37	56.6	7.68
	-2.0	-2.5	68.6	9.32	68.6	9.50	64.8	8.88	62.8	8.54	60.7	8.19	56.6	7.52
	2.0	1.5	71.3	9.45	68.9	9.15	64.8	8.48	62.8	8.15	60.7	7.82	56.6	7.19
	7.0	5.0	73.0	9.34	68.9	8.69	64.8	8.06	62.8	7.75	60.7	7.45	56.6	6.84
	11.0	8.5	73.0	8.84	68.9	8.23	64.8	7.64	62.8	7.35	60.7	7.07	56.6	6.51
	14.5	12.0	73.0	8.35	68.9	7.78	64.8	7.23	62.8	6.96	60.7	6.69	56.6	6.17
	15.0	14.0	73.0	8.12	68.9	7.57	64.8	7.03	62.8	6.77	60.7	6.51	56.6	6.00
	17.0	16.0	73.0	7.91	68.9	7.37	64.8	6.85	62.8	6.60	60.7	6.34	56.6	5.85
	19.5	18.0	73.0	7.56	68.9	7.06	64.8	6.56	62.8	6.32	60.7	6.08	56.6	5.62
	23.0	22.0	73.0	7.12	68.9	6.65	64.8	6.19	62.8	5.97	60.7	5.74	56.6	5.31
	26.5	25.0	73.0	6.72	68.9	6.28	64.8	5.88	62.8	5.65	60.7	5.44	56.6	5.03
	32.0	30.5	73.0	6.14	68.9	5.75	64.8	5.37	62.8	5.18	60.7	4.99	56.6	4.62
	37.5	36.0	73.0	5.63	68.9	5.28	64.8	4.94	62.8	4.76	60.7	4.60	56.6	0.18
	41.0	40.0	73.0	5.32	68.9	5.00	64.8	4.67	62.8	4.52	60.7	4.36	56.6	4.05
	45.0	43.0	73.0	5.04	68.9	4.73	64.8	4.43	62.8	4.28	60.7	4.14	56.6	3.85
	48.0	46.0	73.0	4.77	68.9	4.49	64.8	4.20	62.8	4.07	60.7	3.93	56.6	3.66
52.0	50.0	73.0	4.53	68.9	4.26	64.8	4.00	62.8	3.87	60.7	3.73	56.6	3.49	
55.0	53.0	73.0	4.28	68.9	4.04	64.8	3.79	62.8	3.67	60.7	3.55	56.6	3.32	
59.0	57.0	73.0	4.08	68.9	3.84	64.8	3.61	62.8	3.50	60.7	3.39	56.6	3.16	

GMV5 HR HEAT RECOVERY VRF Units Technical Sales Guide

Combination	Outdoor air temp.		Indoor air temperature											
			61		64		68		70		72		75	
	°F DB	°F WB	TC	PI	TC	PI	TC	PI	TC	PI	TC	PI	TC	PI
		KBtu/h	kW	KBtu/h	kW	KBtu/h	kW	KBtu/h	kW	KBtu/h	kW	KBtu/h	kW	
50%	-3.5	-4.0	61.0	8.43	57.6	7.84	54.2	7.28	52.1	7.02	50.4	6.74	47.0	6.21
	-2.0	-2.5	61.0	8.24	57.6	7.68	54.2	7.14	52.1	6.86	50.4	6.60	47.0	6.09
	2.0	1.5	61.0	7.86	57.6	7.33	54.2	6.82	52.1	6.57	50.4	6.32	47.0	5.83
	7.0	5.0	61.0	7.49	57.6	6.99	54.2	6.50	52.1	6.26	50.4	6.03	47.0	5.57
	11.0	8.5	61.0	7.11	57.6	6.65	54.2	6.18	52.1	5.96	50.4	5.73	47.0	5.30
	14.5	12.0	61.0	6.73	57.6	6.29	54.2	5.87	52.1	5.65	50.4	5.45	47.0	5.04
	15.0	14.0	61.0	6.55	57.6	6.12	54.2	5.71	52.1	5.51	50.4	5.30	47.0	4.91
	17.0	16.0	61.0	6.39	57.6	5.98	54.2	5.57	52.1	5.38	50.4	5.18	47.0	4.79
	19.5	18.0	61.0	6.12	57.6	5.75	54.2	5.34	52.1	5.16	50.4	4.98	47.0	4.61
	23.0	22.0	61.0	5.77	57.6	5.42	54.2	5.06	52.1	4.89	50.4	4.71	47.0	4.37
	26.5	25.0	61.0	5.47	57.6	5.13	54.2	4.79	52.1	4.63	50.4	4.47	47.0	4.15
	32.0	30.5	61.0	5.02	57.6	4.71	54.2	4.42	52.1	4.26	50.4	4.12	47.0	3.84
	37.5	36.0	61.0	4.62	57.6	4.35	54.2	4.07	52.1	3.94	50.4	3.81	47.0	3.55
	41.0	40.0	61.0	4.39	57.6	4.12	54.2	3.87	52.1	3.74	50.4	3.62	47.0	3.38
	45.0	43.0	61.0	4.16	57.6	3.92	54.2	3.68	52.1	3.56	50.4	3.45	47.0	3.22
	48.0	46.0	61.0	3.95	57.6	3.72	54.2	3.50	52.1	3.40	50.4	3.28	47.0	3.07
52.0	50.0	61.0	3.75	57.6	3.54	54.2	3.34	52.1	3.23	50.4	3.13	47.0	2.93	
55.0	53.0	61.0	3.57	57.6	3.37	54.2	3.17	52.1	3.08	50.4	2.98	47.0	2.79	
59.0	57.0	61.0	3.40	57.6	3.21	54.2	3.03	52.1	2.94	50.4	2.85	47.0	2.66	

GMV-Q120WM/B-U(U)

TC—Total capacity of outdoor unit; PI—Power input of outdoor unit

Combination	Outdoor air temp.		Indoor air temperature											
			61		64		68		70		72		75	
	°F DB	°F WB	TC	PI	TC	PI	TC	PI	TC	PI	TC	PI	TC	PI
		KBtu/h	kW	KBtu/h	kW	KBtu/h	kW	KBtu/h	kW	KBtu/h	kW	KBtu/h	kW	
130%	-3.5	-4.0	87.4	7.36	87.0	7.88	86.6	8.40	86.6	8.66	86.1	8.92	86.1	9.45
	-2.0	-2.5	88.7	7.52	88.3	8.04	88.3	8.55	87.9	8.81	87.9	9.05	87.4	9.57
	2.0	1.5	92.1	7.88	91.7	8.36	91.3	8.86	91.3	9.07	91.3	9.35	90.9	9.85
	7.0	5.0	96.0	8.24	95.6	8.71	95.1	9.19	95.1	9.42	94.7	9.66	94.7	10.14
	11.0	8.5	99.9	8.61	99.9	9.07	99.4	9.51	99.0	9.74	99.0	9.97	98.6	10.42
	14.5	12.0	104.6	8.99	104.1	9.42	103.7	9.85	103.7	10.07	103.7	10.28	103.3	10.72
	15.0	14.0	107.1	9.18	106.7	9.59	106.3	10.01	106.3	10.23	105.9	10.43	105.9	10.85
	17.0	16.0	109.3	9.34	108.9	9.74	108.9	10.16	108.4	10.37	108.4	10.57	108.0	10.99
	19.5	18.0	113.1	9.61	113.1	10.01	112.7	10.41	112.7	10.61	112.3	10.80	111.9	11.20
	23.0	22.0	119.1	9.97	118.7	10.15	118.3	10.73	118.3	10.92	117.9	11.10	117.9	11.48
	26.5	25.0	124.7	10.30	124.3	10.66	124.3	11.02	123.9	11.20	123.9	11.38	123.4	11.73
	32.0	30.5	134.6	10.80	134.6	11.14	134.1	11.46	134.1	11.62	133.7	11.80	133.7	12.13
	37.5	36.0	145.3	11.25	144.9	11.56	144.4	11.87	144.4	12.02	144.4	12.18	144.0	12.48
	41.0	40.0	152.6	11.53	152.1	11.83	152.1	12.11	151.7	12.26	151.7	12.41	151.3	12.69
	45.0	43.0	160.3	11.80	159.9	12.07	159.9	12.36	159.4	11.14	159.4	12.63	153.0	12.13
	48.0	46.0	168.4	12.04	168.0	12.31	168.0	12.57	167.6	12.71	164.1	12.45	153.0	11.39
52.0	50.0	177.0	12.29	176.6	12.53	175.7	12.69	169.7	12.19	164.1	11.69	153.0	10.73	
55.0	53.0	186.4	12.52	186.0	12.76	175.7	11.90	169.7	11.42	164.1	10.97	153.0	10.07	
59.0	57.0	195.4	12.73	186.9	12.08	175.7	11.20	169.7	10.77	164.1	10.34	153.0	9.50	

Combination	Outdoor air temp.		Indoor air temperature											
			61		64		68		70		72		75	
	°F DB	°F WB	TC	PI	TC	PI	TC	PI	TC	PI	TC	PI	TC	PI
			KBtu/h	kW	KBtu/h	kW	KBtu/h	kW	KBtu/h	kW	KBtu/h	kW	KBtu/h	kW
120%	-3.5	-4.0	87.0	8.07	86.6	8.54	86.1	9.03	86.1	9.26	86.1	9.50	85.7	9.99
	-2.0	-2.5	88.3	8.21	87.9	8.69	87.9	9.07	87.4	9.39	87.4	9.64	87.0	10.11
	2.0	1.5	91.7	8.54	91.3	9.00	91.3	9.45	90.9	9.68	90.9	9.91	90.4	10.35
	7.0	5.0	95.6	8.88	95.1	9.31	94.7	9.74	94.7	9.97	94.7	10.19	94.3	10.62
	11.0	8.5	99.4	9.22	99.4	9.64	99.0	10.05	99.0	10.27	98.6	10.47	98.6	10.89
	14.5	12.0	104.1	9.57	103.7	9.96	103.7	10.37	103.3	10.57	103.3	10.76	102.9	11.18
	15.0	14.0	106.7	9.74	106.3	10.14	105.9	10.51	105.9	10.72	105.9	10.83	105.4	11.30
	17.0	16.0	108.9	9.89	108.4	10.27	108.4	10.65	108.0	10.84	108.0	11.04	107.6	11.42
	19.5	18.0	112.7	10.15	112.7	10.51	112.3	10.88	112.3	11.07	111.9	11.25	111.9	11.61
	23.0	22.0	118.7	10.47	118.3	10.83	117.9	11.18	117.9	11.35	117.9	11.53	117.4	11.87
	26.5	25.0	124.3	10.79	124.3	11.12	123.9	11.45	123.9	11.61	123.4	11.79	123.4	12.11
	32.0	30.5	134.1	11.25	134.1	11.56	133.7	12.00	133.7	12.02	133.3	12.17	133.3	12.48
	37.5	36.0	144.9	11.66	144.4	11.95	144.4	12.23	144.0	12.38	144.0	12.52	141.0	12.45
	41.0	40.0	152.1	11.92	151.7	12.19	151.7	12.46	151.3	12.60	151.3	12.73	141.0	11.69
	45.0	43.0	159.9	12.17	159.9	12.42	159.4	12.68	156.9	12.50	151.7	11.99	141.0	11.00
	48.0	46.0	168.0	12.41	167.6	12.65	162.0	12.23	156.9	11.75	151.7	11.27	141.0	10.35
52.0	50.0	176.6	12.63	172.3	12.41	162.0	11.50	156.9	11.06	151.7	10.61	141.0	9.76	
55.0	53.0	183.0	12.50	172.3	11.64	162.0	10.79	156.9	10.38	151.7	9.97	141.0	9.18	
59.0	57.0	183.0	11.77	172.3	10.96	162.0	10.18	156.9	9.78	151.7	9.41	141.0	8.66	

Combination	Outdoor air temp.		Indoor air temperature											
			61		64		68		70		72		75	
	°F DB	°F WB	TC	PI	TC	PI	TC	PI	TC	PI	TC	PI	TC	PI
			KBtu/h	kW	KBtu/h	kW	KBtu/h	kW	KBtu/h	kW	KBtu/h	kW	KBtu/h	kW
110%	-3.5	-4.0	86.6	8.77	86.1	9.20	85.7	9.65	85.7	9.87	85.7	10.08	85.3	10.53
	-2.0	-2.5	87.9	8.90	87.9	9.34	87.4	9.77	87.4	9.99	87.0	10.20	87.0	10.64
	2.0	1.5	91.3	9.20	90.9	9.62	90.9	10.04	90.4	10.24	90.4	10.46	90.0	10.87
	7.0	5.0	95.1	9.51	94.7	9.92	94.3	10.31	94.3	10.51	94.3	10.72	93.9	11.11
	11.0	8.5	99.0	9.84	99.0	10.22	98.6	10.60	98.6	10.79	98.1	10.97	98.1	11.37
	14.5	12.0	103.7	10.15	103.3	10.51	103.3	10.88	102.9	11.07	102.9	11.25	102.9	11.61
	15.0	14.0	106.3	10.31	105.9	10.66	105.4	11.03	105.4	11.20	105.4	11.38	105.0	11.73
	17.0	16.0	108.4	10.45	108.0	10.80	108.0	11.15	108.0	11.33	107.6	11.50	107.6	11.84
	19.5	18.0	112.3	10.69	112.3	11.02	111.9	11.35	111.9	11.53	113.1	11.69	111.4	12.03
	23.0	22.0	118.3	10.99	117.9	11.31	117.4	11.62	117.4	11.79	123.0	11.95	117.0	12.27
	26.5	25.0	123.9	11.27	123.9	11.57	123.4	11.88	123.4	12.03	133.3	12.18	123.0	12.49
	32.0	30.5	133.7	11.69	133.7	11.98	133.3	12.26	133.3	12.40	138.9	12.54	129.4	12.30
	37.5	36.0	144.4	12.08	144.0	12.34	144.0	12.60	143.6	12.72	138.9	12.21	129.4	11.19
	41.0	40.0	151.7	12.31	151.7	12.57	148.7	12.45	143.6	11.95	138.9	11.48	129.4	10.53
	45.0	43.0	159.4	12.54	158.1	12.63	148.7	11.69	143.6	11.23	138.9	10.79	129.4	9.91
	48.0	46.0	167.6	12.75	158.1	11.87	148.7	11.00	143.6	10.57	138.9	10.15	129.4	9.34
52.0	50.0	167.6	11.99	158.1	11.16	148.7	10.35	143.6	9.96	138.9	9.57	129.4	8.81	
55.0	53.0	167.6	11.25	158.1	10.47	148.7	9.73	143.6	9.36	138.9	9.00	129.4	8.30	
59.0	57.0	167.6	10.60	158.1	9.88	148.7	9.19	143.6	8.84	138.9	8.51	129.4	7.85	

GMV5 HR HEAT RECOVERY VRF Units Technical Sales Guide

Combination	Outdoor air temp.		Indoor air temperature											
			61		64		68		70		72		75	
	°F DB	°F WB	TC	PI	TC	PI	TC	PI	TC	PI	TC	PI	TC	PI
			KBtu/h	kW	KBtu/h	kW	KBtu/h	kW	KBtu/h	kW	KBtu/h	kW	KBtu/h	kW
100%	-3.5	-4.0	86.1	9.47	85.7	9.87	85.7	10.27	85.3	10.47	85.3	10.66	84.9	11.07
	-2.0	-2.5	87.4	9.59	87.4	9.99	87.0	10.38	87.0	10.58	86.6	10.79	86.6	11.18
	2.0	1.5	90.9	9.87	90.4	10.24	90.4	10.62	90.4	10.81	90.0	11.00	90.0	11.38
	7.0	5.0	94.7	10.15	94.3	10.51	94.3	10.88	93.9	11.07	93.9	11.25	93.4	11.61
	11.0	8.5	98.6	10.45	98.6	10.79	98.1	11.14	98.1	11.31	98.1	11.08	97.7	11.84
	14.5	12.0	103.3	10.73	102.9	11.07	102.9	11.39	102.9	11.57	102.4	11.73	102.4	12.06
	15.0	14.0	105.9	10.88	105.4	11.20	105.4	11.53	105.0	11.69	105.0	11.85	104.6	12.18
	17.0	16.0	108.0	11.00	108.0	11.33	107.6	11.64	107.6	11.80	107.1	11.96	107.1	12.27
	19.5	18.0	111.9	11.22	111.9	11.53	111.4	11.83	111.4	11.99	111.4	12.14	111.0	12.45
	23.0	22.0	117.9	11.50	117.4	11.79	117.4	12.08	117.0	12.23	117.0	12.37	117.0	12.67
	26.5	25.0	123.4	11.76	123.4	12.03	123.0	12.31	123.0	12.45	123.0	12.59	117.9	12.06
	32.0	30.5	133.3	12.15	133.3	12.40	132.9	12.65	130.7	12.45	126.4	11.94	117.9	10.96
	37.5	36.0	144.0	12.49	143.6	12.72	135.0	11.77	130.7	11.31	126.4	10.87	117.9	9.97
	41.0	40.0	151.3	12.72	143.6	11.95	135.0	11.07	130.7	10.65	126.4	10.23	117.9	9.41
	45.0	43.0	152.1	12.07	143.6	11.23	135.0	10.42	130.7	10.03	126.4	9.64	117.9	8.86
	48.0	46.0	152.1	11.34	143.6	10.57	135.0	9.81	130.7	9.45	126.4	9.08	117.9	8.36
52.0	50.0	152.1	10.68	143.6	9.96	135.0	9.26	130.7	8.90	126.4	8.57	117.9	7.90	
55.0	53.0	152.1	10.03	143.6	9.36	135.0	8.71	130.7	8.39	126.4	8.08	117.9	7.46	
59.0	57.0	152.1	9.46	143.6	8.84	135.0	8.23	130.7	7.93	126.4	7.63	117.9	7.06	

Combination	Outdoor air temp.		Indoor air temperature											
			61		64		68		70		72		75	
	°F DB	°F WB	TC	PI	TC	PI	TC	PI	TC	PI	TC	PI	TC	PI
			KBtu/h	kW	KBtu/h	kW	KBtu/h	kW	KBtu/h	kW	KBtu/h	kW	KBtu/h	kW
90%	-3.5	-4.0	85.7	10.18	85.3	10.53	85.3	10.89	84.9	11.07	84.9	11.26	84.9	11.61
	-2.0	-2.5	87.0	10.28	87.0	10.65	86.6	11.00	86.6	11.18	86.6	11.35	86.1	11.71
	2.0	1.5	90.4	10.54	90.0	10.88	90.0	11.22	90.0	11.39	89.6	11.56	89.6	11.90
	7.0	5.0	94.3	10.80	93.9	11.12	93.9	11.45	93.4	11.50	93.4	11.77	93.4	12.10
	11.0	8.5	98.1	11.06	98.1	11.37	97.7	11.68	97.7	11.84	97.7	11.99	97.3	12.30
	14.5	12.0	102.9	11.31	102.9	11.61	102.4	11.91	102.4	12.07	102.4	12.22	102.0	12.52
	15.0	14.0	105.4	11.45	105.0	11.75	105.0	12.03	104.6	12.18	104.6	12.33	104.6	12.61
	17.0	16.0	107.6	11.57	107.6	11.85	107.1	12.14	107.1	12.27	107.1	12.42	105.9	12.54
	19.5	18.0	111.4	11.76	111.4	12.03	111.0	12.31	111.0	12.45	111.0	12.59	105.9	11.98
	23.0	22.0	117.4	12.02	117.0	12.27	117.0	12.53	117.0	12.67	113.6	12.27	105.9	11.26
	26.5	25.0	123.0	12.25	123.0	11.14	121.7	12.54	117.4	12.04	113.6	11.56	105.9	10.61
	32.0	30.5	133.3	12.60	129.4	10.93	121.7	11.38	117.4	10.93	113.6	10.50	105.9	9.65
	37.5	36.0	137.1	12.00	129.4	11.18	121.7	10.37	117.4	9.97	113.6	9.58	105.9	8.82
	41.0	40.0	137.1	11.29	129.4	10.51	121.7	9.77	117.4	9.39	113.6	9.04	105.9	8.32
	45.0	43.0	137.1	10.61	129.4	9.91	121.7	9.20	117.4	8.86	113.6	8.53	105.9	7.86
	48.0	46.0	137.1	10.00	129.4	9.32	121.7	8.67	117.4	8.36	113.6	8.05	105.9	7.43
52.0	50.0	137.1	9.42	129.4	8.80	121.7	8.20	117.4	7.90	113.6	7.61	105.9	7.04	
55.0	53.0	137.1	8.86	129.4	8.30	121.7	7.73	117.4	7.46	113.6	7.19	105.9	6.64	
59.0	57.0	137.1	8.38	129.4	7.84	121.7	7.32	117.4	7.04	113.6	6.81	105.9	6.31	

Combination	Outdoor air temp.		Indoor air temperature											
			61		64		68		70		72		75	
	°F DB	°F WB	TC	PI	TC	PI	TC	PI	TC	PI	TC	PI	TC	PI
			KBtu/h	kW	KBtu/h	kW	KBtu/h	kW	KBtu/h	kW	KBtu/h	kW	KBtu/h	kW
80%	-3.5	-4.0	85.3	10.88	84.9	11.19	84.9	11.52	84.9	11.68	84.4	11.84	84.4	12.15
	-2.0	-2.5	86.6	10.97	86.6	11.30	86.1	11.61	86.1	11.77	86.1	11.92	85.7	12.25
	2.0	1.5	90.0	11.20	89.6	11.50	89.6	11.81	89.6	11.96	89.6	12.11	89.1	12.41
	7.0	5.0	93.9	11.43	93.4	11.72	93.4	12.02	93.4	12.15	93.0	12.30	93.0	12.60
	11.0	8.5	97.7	11.66	97.7	11.95	97.3	12.22	97.3	12.36	97.3	12.50	94.3	12.17
	14.5	12.0	102.4	11.90	102.4	12.17	102.0	12.44	102.0	12.56	101.1	12.53	94.3	11.49
	15.0	14.0	105.0	12.02	104.6	12.27	104.6	12.53	104.6	12.67	101.1	12.17	94.3	11.15
	17.0	16.0	107.1	12.13	107.1	12.38	106.7	12.63	104.6	12.36	101.1	11.84	94.3	10.85
	19.5	18.0	111.0	12.30	111.0	12.54	108.0	12.27	104.6	11.79	101.1	11.31	94.3	10.42
	23.0	22.0	117.0	11.16	114.9	12.45	108.0	11.53	104.6	11.08	101.1	10.64	94.3	9.77
	26.5	25.0	121.7	11.23	114.9	11.72	108.0	10.85	104.6	10.49	101.1	10.03	94.3	9.23
	32.0	30.5	121.7	11.42	114.9	10.64	108.0	9.88	104.6	9.51	101.1	9.13	94.3	8.42
	37.5	36.0	121.7	10.41	114.9	9.70	108.0	9.03	104.6	8.69	101.1	8.36	94.3	7.71
	41.0	40.0	121.7	9.80	114.9	9.15	108.0	8.51	104.6	8.20	101.1	7.90	94.3	7.29
	45.0	43.0	121.7	9.23	114.9	8.65	108.0	8.04	104.6	7.75	101.1	7.47	94.3	6.90
	48.0	46.0	121.7	8.71	114.9	8.15	108.0	7.63	104.6	7.32	101.1	7.06	94.3	6.54
52.0	50.0	121.7	8.23	114.9	7.70	108.0	7.19	104.6	6.93	101.1	6.69	94.3	6.20	
55.0	53.0	121.7	7.75	114.9	7.27	108.0	6.79	104.6	6.55	101.1	6.32	94.3	5.86	
59.0	57.0	121.7	7.33	114.9	6.89	108.0	6.44	104.6	6.21	101.1	5.99	94.3	5.58	

Combination	Outdoor air temp.		Indoor air temperature											
			61		64		68		70		72		75	
	°F DB	°F WB	TC	PI	TC	PI	TC	PI	TC	PI	TC	PI	TC	PI
			KBtu/h	kW	KBtu/h	kW	KBtu/h	kW	KBtu/h	kW	KBtu/h	kW	KBtu/h	kW
70%	-3.5	-4.0	84.9	11.58	84.4	11.85	84.4	12.14	84.4	12.27	84.4	12.42	82.3	12.29
	-2.0	-2.5	86.1	11.68	86.1	11.95	85.7	12.22	85.7	12.36	85.7	12.50	82.3	12.03
	2.0	1.5	89.6	11.87	89.6	12.14	89.1	12.40	89.1	12.53	88.3	12.52	82.3	11.48
	7.0	5.0	93.4	12.07	93.0	12.33	93.0	12.59	91.3	120.66	88.3	11.90	82.3	10.91
	11.0	8.5	97.3	12.27	97.3	12.52	94.7	12.22	91.3	11.75	88.3	11.27	82.3	10.34
	14.5	12.0	102.0	12.48	100.7	12.46	94.7	11.54	91.3	11.10	88.3	10.65	82.3	9.78
	15.0	14.0	104.6	12.59	100.7	12.10	94.7	11.20	91.3	10.77	88.3	10.35	82.3	9.51
	17.0	16.0	106.7	12.65	100.7	11.77	94.7	10.91	91.3	10.49	88.3	10.08	82.3	9.27
	19.5	18.0	106.7	12.08	100.7	11.25	94.7	10.43	91.3	10.04	88.3	9.65	82.3	8.88
	23.0	22.0	106.7	11.35	100.7	10.58	94.7	9.82	91.3	9.45	88.3	9.08	82.3	8.38
	26.5	25.0	106.7	10.69	100.7	9.97	94.7	9.27	91.3	8.92	88.3	8.58	82.3	7.92
	32.0	30.5	106.7	9.73	100.7	9.13	94.7	8.46	91.3	8.15	88.3	7.85	82.3	7.25
	37.5	36.0	106.7	8.89	100.7	0.20	94.7	7.75	91.3	7.47	88.3	7.20	82.3	6.66
	41.0	40.0	106.7	8.39	100.7	7.85	94.7	7.33	91.3	7.06	88.3	6.82	82.3	6.31
	45.0	43.0	106.7	7.93	100.7	7.43	94.7	6.93	91.3	6.69	88.3	6.45	82.3	5.98
	48.0	46.0	106.7	7.50	100.7	7.02	94.7	6.56	91.3	6.33	88.3	6.12	82.3	5.67
52.0	50.0	106.7	7.09	100.7	6.64	94.7	6.22	91.3	6.01	88.3	5.81	82.3	5.39	
55.0	53.0	106.7	6.70	100.7	6.29	94.7	5.89	91.3	5.70	88.3	5.49	82.3	5.12	
59.0	57.0	106.7	6.35	100.7	5.97	94.7	5.59	91.3	5.41	88.3	5.22	82.3	4.87	

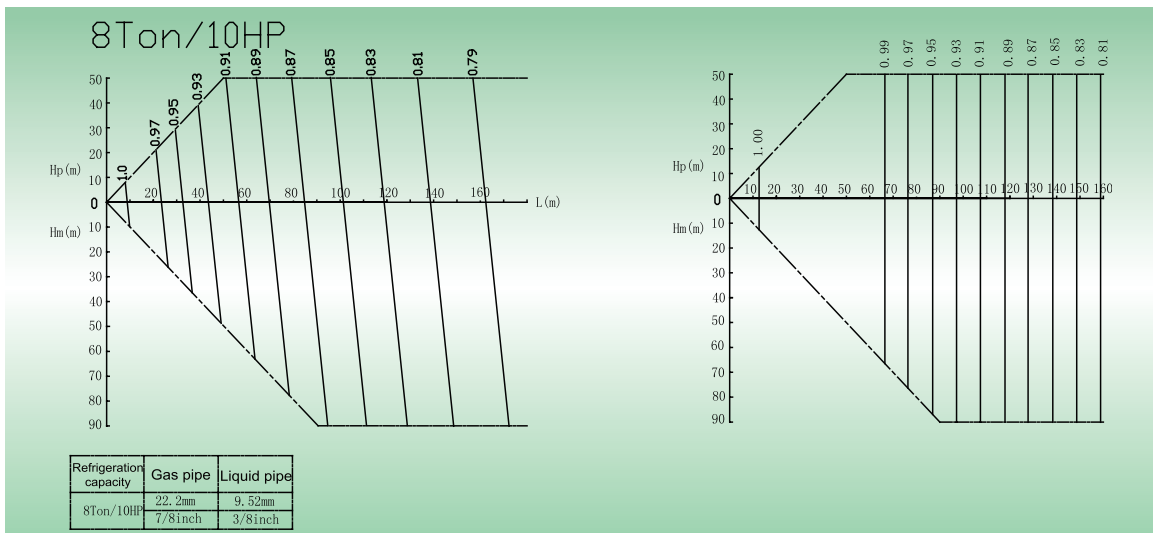
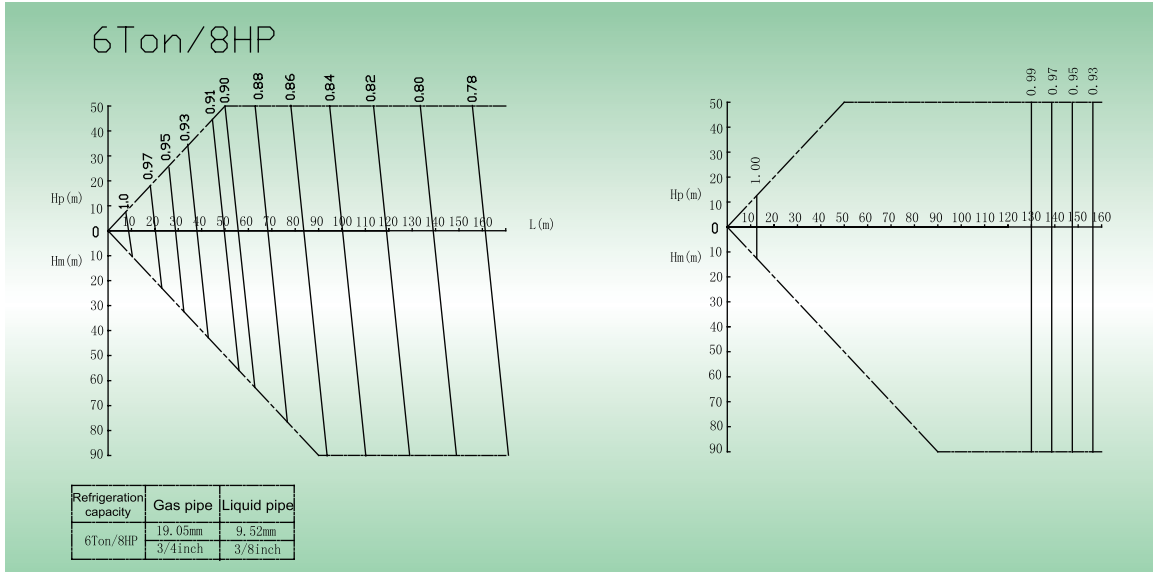
GMV5 HR HEAT RECOVERY VRF Units Technical Sales Guide

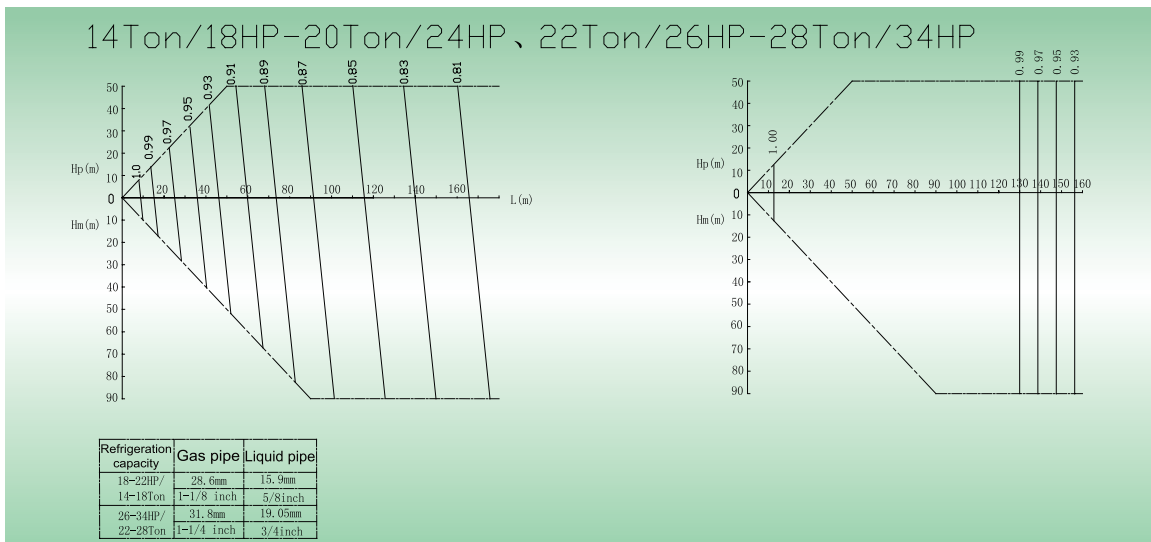
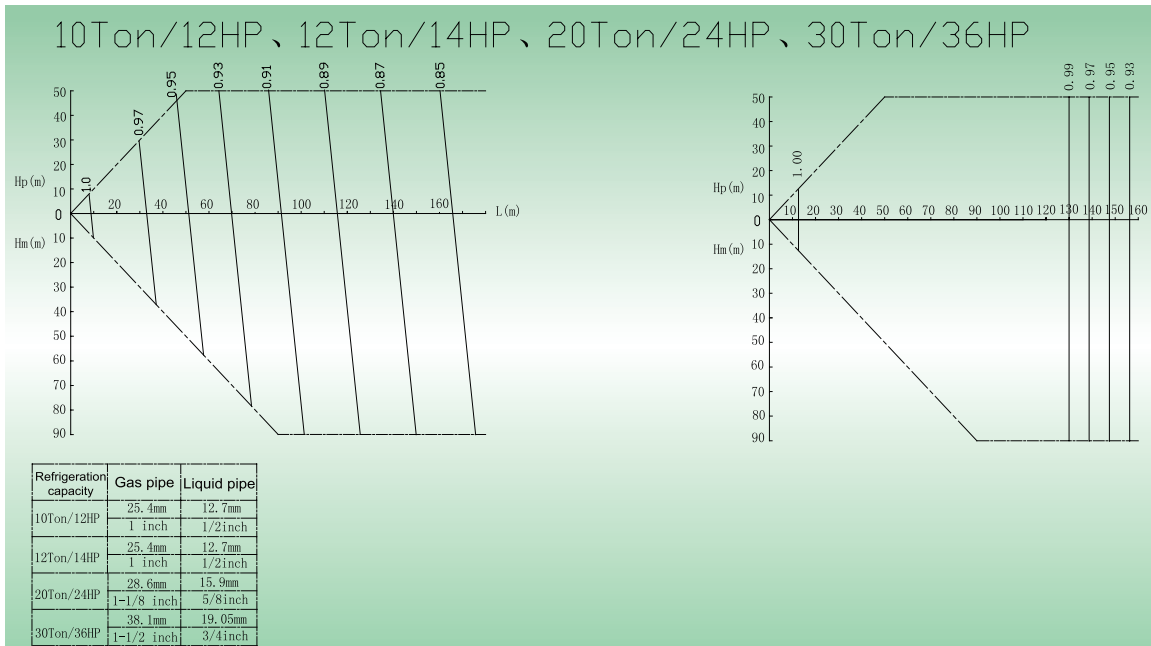
Combination	Outdoor air temp.		Indoor air temperature											
			61		64		68		70		72		75	
	°F DB	°F WB	TC	PI	TC	PI	TC	PI	TC	PI	TC	PI	TC	PI
			KBtu/h	kW	KBtu/h	kW	KBtu/h	kW	KBtu/h	kW	KBtu/h	kW	KBtu/h	kW
60%	-3.5	-4.0	84.4	12.29	84.0	12.52	81.0	12.04	78.4	11.57	75.9	11.11	70.7	10.19
	-2.0	-2.5	85.7	12.37	85.7	12.60	81.0	11.79	78.4	11.33	75.9	10.87	70.7	9.97
	2.0	1.5	89.1	12.53	86.1	12.14	81.0	11.25	78.4	10.81	75.9	10.38	70.7	9.54
	7.0	5.0	91.3	12.40	86.1	11.53	81.0	10.69	78.4	10.28	75.9	9.88	70.7	9.08
	11.0	8.5	91.3	11.73	86.1	10.92	81.0	10.14	78.4	9.76	75.9	9.38	70.7	8.63
	14.5	12.0	91.3	11.08	86.1	10.33	81.0	9.59	78.4	9.23	75.9	8.88	70.7	8.19
	15.0	14.0	91.3	10.77	86.1	10.04	81.0	9.32	78.4	8.99	75.9	8.63	70.7	7.96
	17.0	16.0	91.3	10.49	86.1	9.78	81.0	9.09	78.4	8.76	75.9	8.42	70.7	7.77
	19.5	18.0	91.3	10.03	86.1	9.36	81.0	8.70	78.4	8.39	75.9	8.07	70.7	7.46
	23.0	22.0	91.3	9.45	86.1	8.82	81.0	8.21	78.4	7.92	75.9	7.62	70.7	7.05
	26.5	25.0	91.3	8.92	86.1	8.34	81.0	7.79	78.4	7.50	75.9	7.21	70.7	6.67
	32.0	30.5	91.3	8.15	86.1	7.63	81.0	7.12	78.4	6.87	75.9	6.62	70.7	6.13
	37.5	36.0	91.3	7.47	86.1	7.01	81.0	6.55	78.4	6.32	75.9	6.10	70.7	0.24
	41.0	40.0	91.3	7.06	86.1	6.63	81.0	6.20	78.4	5.99	75.9	5.78	70.7	5.37
	45.0	43.0	91.3	6.69	86.1	6.28	81.0	5.87	78.4	5.68	75.9	5.49	70.7	5.10
	48.0	46.0	91.3	6.33	86.1	5.95	81.0	5.58	78.4	5.40	75.9	5.21	70.7	4.86
52.0	50.0	91.3	6.01	86.1	5.66	81.0	5.30	78.4	5.13	75.9	4.95	70.7	4.63	
55.0	53.0	91.3	5.68	86.1	5.36	81.0	5.03	78.4	4.87	75.9	4.71	70.7	4.40	
59.0	57.0	91.3	5.41	86.1	5.09	81.0	4.79	78.4	4.64	75.9	4.49	70.7	4.20	

Combination	Outdoor air temp.		Indoor air temperature											
			61		64		68		70		72		75	
	°F DB	°F WB	TC	PI	TC	PI	TC	PI	TC	PI	TC	PI	TC	PI
			KBtu/h	kW	KBtu/h	kW	KBtu/h	kW	KBtu/h	kW	KBtu/h	kW	KBtu/h	kW
50%	-3.5	-4.0	76.3	11.18	72.0	10.41	67.7	9.66	65.1	9.31	63.0	8.94	58.7	8.24
	-2.0	-2.5	76.3	10.93	72.0	10.19	67.7	9.47	65.1	9.11	63.0	8.76	58.7	8.08
	2.0	1.5	76.3	10.43	72.0	9.73	67.7	9.05	65.1	8.71	63.0	8.39	58.7	7.74
	7.0	5.0	76.3	9.93	72.0	9.27	67.7	8.62	65.1	8.31	63.0	8.00	58.7	7.39
	11.0	8.5	76.3	9.43	72.0	8.82	67.7	8.20	65.1	7.90	63.0	7.61	58.7	7.04
	14.5	12.0	76.3	8.93	72.0	8.35	67.7	7.78	65.1	7.50	63.0	7.23	58.7	6.69
	15.0	14.0	76.3	8.69	72.0	8.12	67.7	7.58	65.1	7.31	63.0	7.04	58.7	6.51
	17.0	16.0	76.3	8.47	72.0	7.93	67.7	7.39	65.1	7.13	63.0	6.87	58.7	6.36
	19.5	18.0	76.3	8.12	72.0	7.63	67.7	7.09	65.1	6.85	63.0	6.60	58.7	6.12
	23.0	22.0	76.3	7.66	72.0	7.19	67.7	6.71	65.1	6.48	63.0	6.25	58.7	5.79
	26.5	25.0	76.3	7.25	72.0	6.81	67.7	6.36	65.1	6.14	63.0	5.93	58.7	5.51
	32.0	30.5	76.3	6.66	72.0	6.25	67.7	5.86	65.1	5.66	63.0	5.47	58.7	5.09
	37.5	36.0	76.3	6.13	72.0	5.76	67.7	5.40	65.1	5.22	63.0	5.06	58.7	4.71
	41.0	40.0	76.3	5.82	72.0	5.47	67.7	5.13	65.1	4.97	63.0	4.80	58.7	4.48
	45.0	43.0	76.3	5.52	72.0	5.20	67.7	4.89	65.1	4.72	63.0	4.57	58.7	4.28
	48.0	46.0	76.3	5.24	72.0	4.94	67.7	4.64	65.1	4.51	63.0	4.36	58.7	4.07
52.0	50.0	76.3	4.98	72.0	4.70	67.7	4.43	65.1	4.29	63.0	4.15	58.7	3.88	
55.0	53.0	76.3	4.74	72.0	4.47	67.7	4.21	65.1	4.09	63.0	3.95	58.7	3.71	
59.0	57.0	76.3	4.51	72.0	4.26	67.7	4.02	65.1	3.90	63.0	3.78	58.7	3.53	

6.2 Correction of capacity along with piping length and height drop

Pipe Diameter Unit: mm





Notes for correction of the long connection pipe:

a. The above connection of long connection pipe indicates the maximum capacity under the standard indoor unit capacity configuration.

b. Set out below are some load configurations:

Maximum system capacity: the smaller one of the indoor unit capacity and the maximum outdoor unit capacity (two algorithms are provided below)

◆ When the configuration ratio of indoor unit is less than 100%

Maximum outdoor unit capacity = Capacity when the configuration ratio is 100% in the outdoor unit capacity correction table × Long connection pipe correction coefficient of the longest indoor unit distance

◆ When the configuration ratio of indoor unit reaches 100%

Maximum outdoor unit capacity = Capacity of the corresponding configuration ratio in the outdoor unit capacity correction table × Long connection pipe correction coefficient of the longest indoor unit distance.

6.3 Frosting Correction Factors of Heating

When the outdoor environment meets certain conditions (temperature and humidity conditions), the unit may be frosted or defrosted. In this case, the heating capacity of the whole system will be reduced. Therefore, the frosting correction factor should also be calculated in heating load selection for the whole system.

The table below provides the frosting correction factors:

Air inlet dry bulb temperature (°F (°C)/RH85%) of the outdoor heat exchanger	12.2(-11)	15.8(-9)	19.4(-7)	23(-5)	26.6(-3)	32.0(0)	37.4(3)	41.0(5)	44.6(7)
Frosting (defrosting) capacity correction factor of the whole system	1.00	0.99	0.98	0.95	0.88	0.86	0.93	0.96	1.00

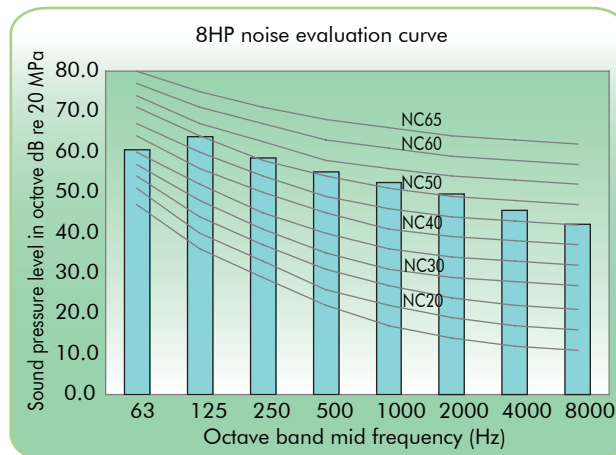
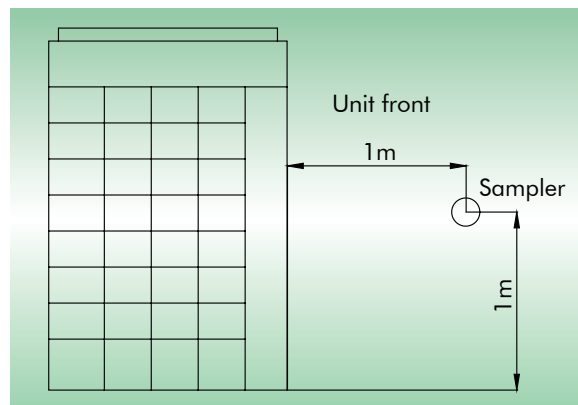
7 UNIT NOISE CURVES

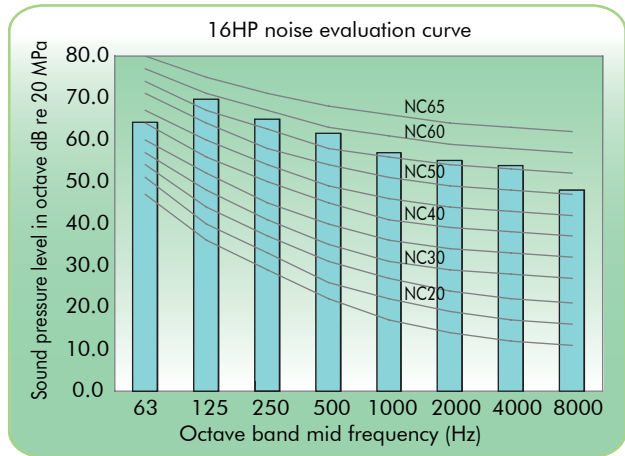
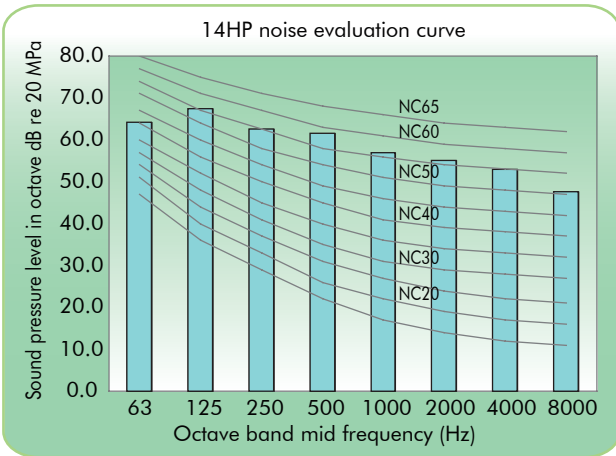
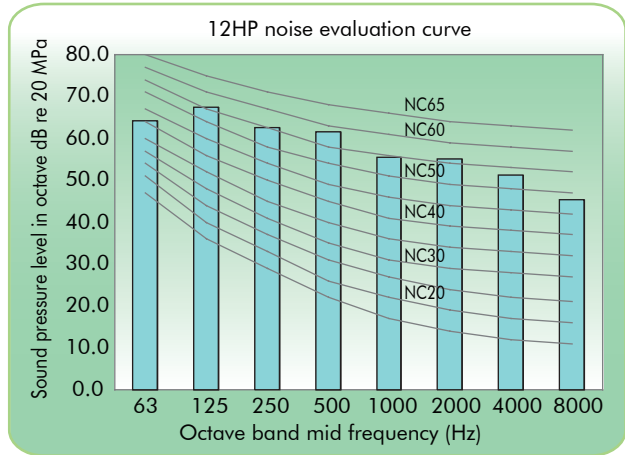
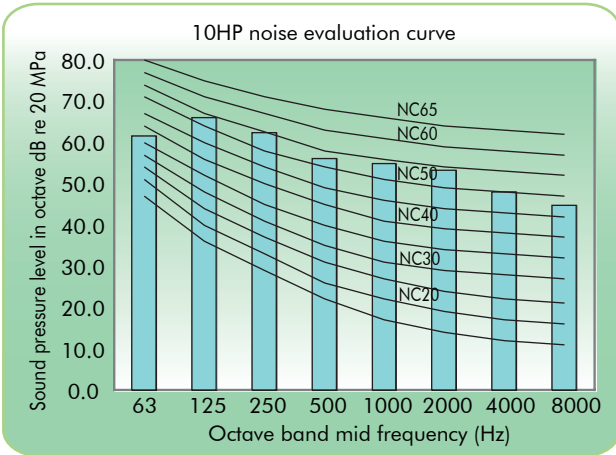
Outdoor Unit Noise Curve

Noise test method:

Test environment: semi-anechoic room; the noise level will be slightly higher due to change of the environment during actual operation.

The test points of the following noise curves are shown below:

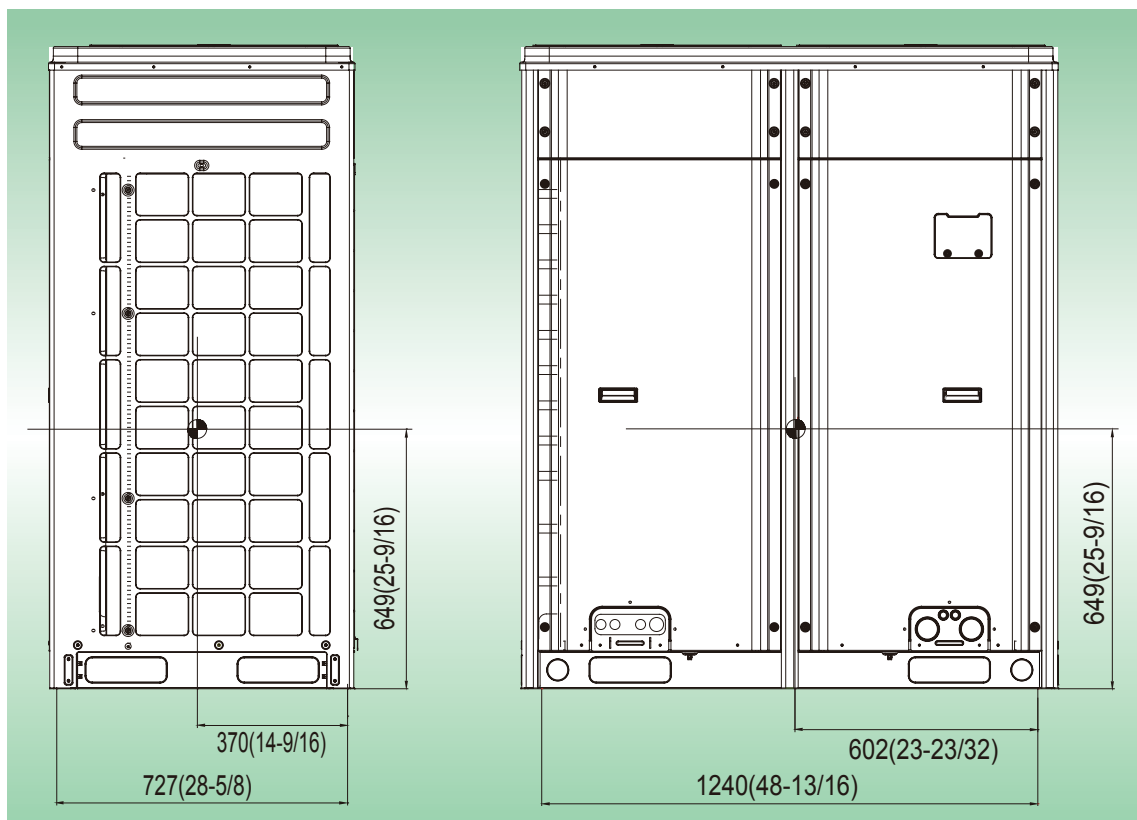




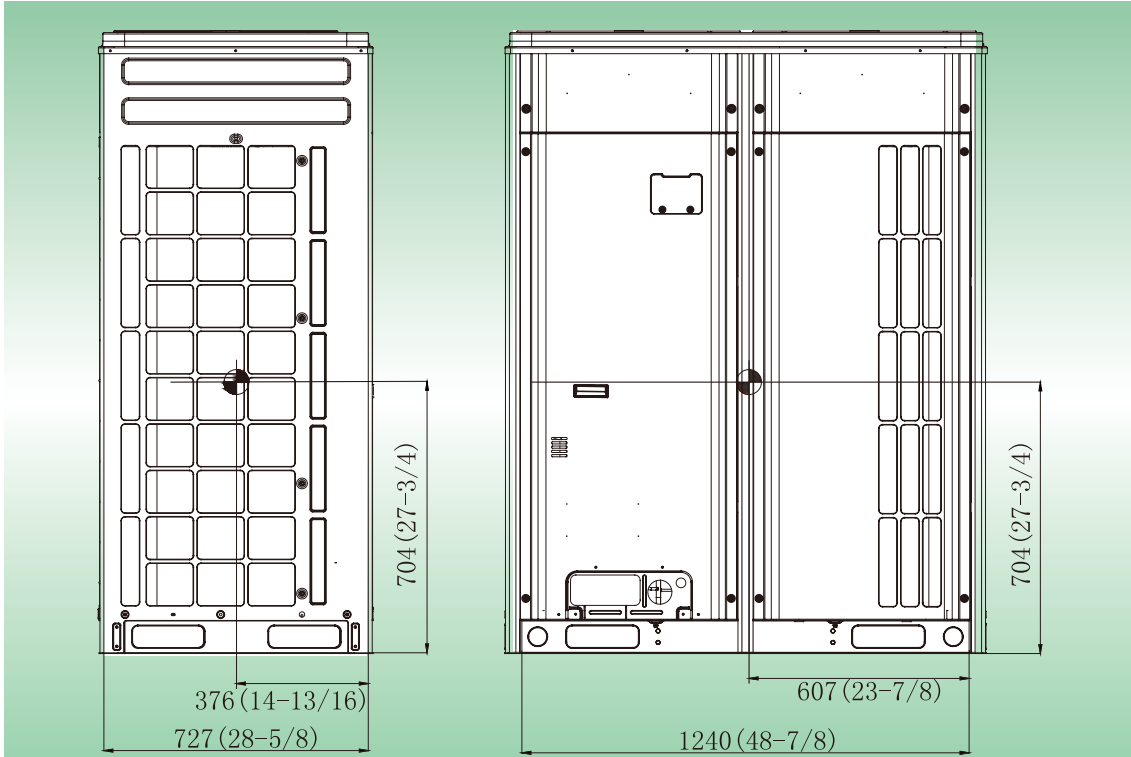
8 UNIT GRAVITY CENTER DIAGRAMS

Unit: mm(in.)

GMV-Q72WM/B-F(U), GMV-Q96WM/B-F(U), GMV-Q120WM/B-F(U), GMV-Q144WM/B1-F(U) ;
 GMV-Q72WM/B-U(U) ,GMV-Q96WM/B-U(U) ,GMV-Q120WM/B-U(U);



GMV-Q168WM/B1-F(U)



9 UNIT INSTALLATION SPACE REQUIREMENTS

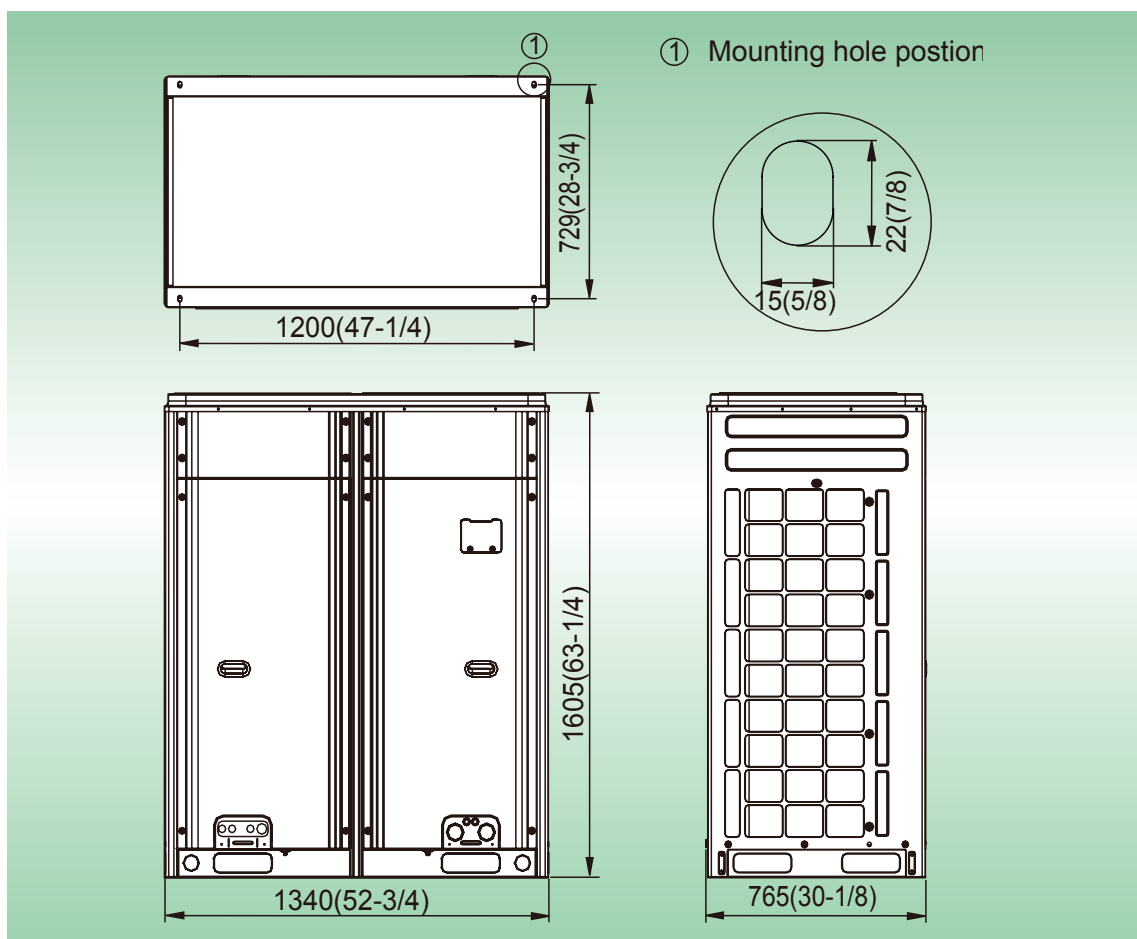
9.1 Selection of outdoor unit installation site

VRF units are used in a lot of situations and serve wider users. If the unit is installed in a living environment, the cooling, heating and noise requirements will be higher, especially for the aged and infants. Therefore, the indoor/outdoor unit model with sufficient capacity and low noise should be preferred during model selection. It is not advisable to install the outdoor unit outside the bedroom, study room, or meeting room. For the commercial site, it is improper to install the outdoor unit near the office.

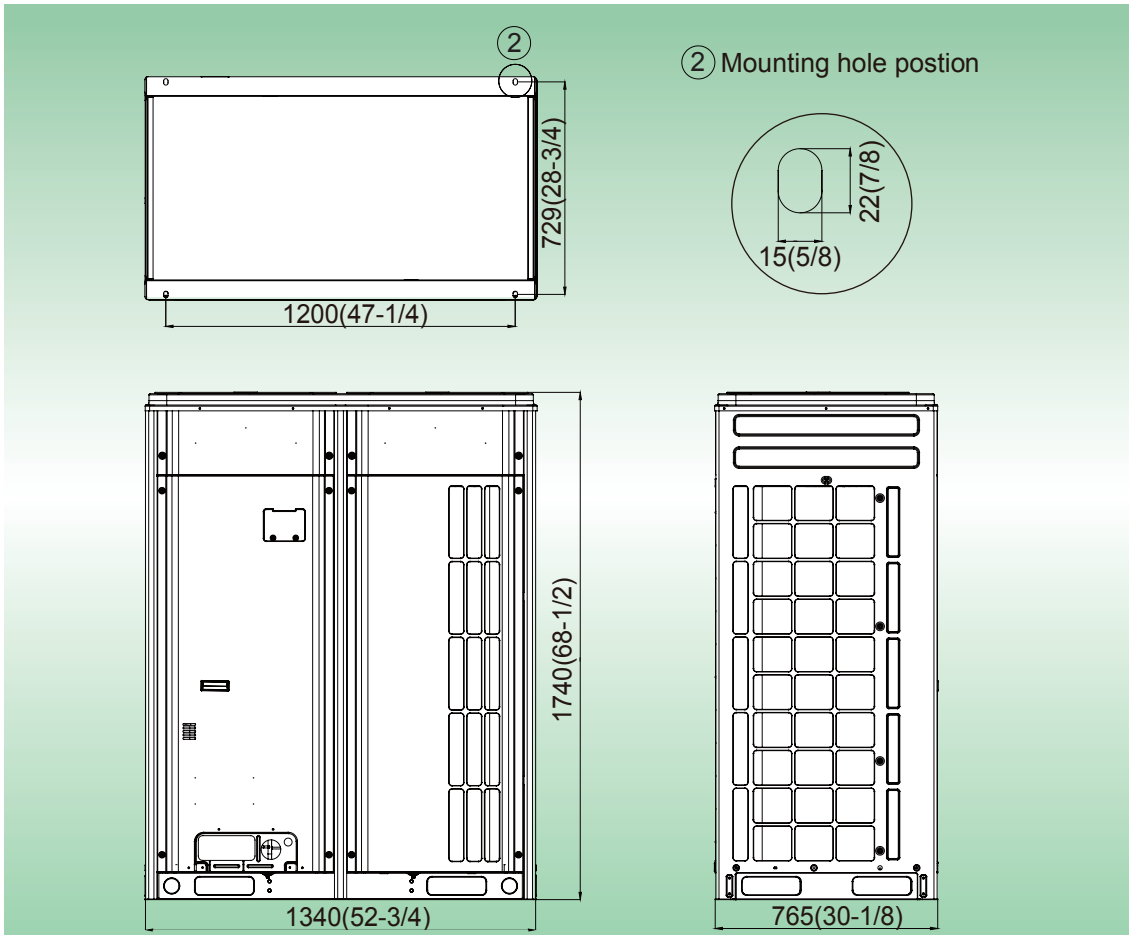
9.2 External dimensions and mounting hole dimensions of the outdoor unit

Unit: mm(in.)

External and installation dimensions of GMV-Q72WM/B-F(U), GMV-Q96WM/B-F(U), GMV-Q120WM/B-F(U), GMV-Q144WM/B1-F(U), GMV-Q72WM/B-U(U), GMV-Q96WM/B-U(U) and GMV-Q120WM/B-U(U);



External and installation dimensions of GMV-Q168WM/B1-F(U)

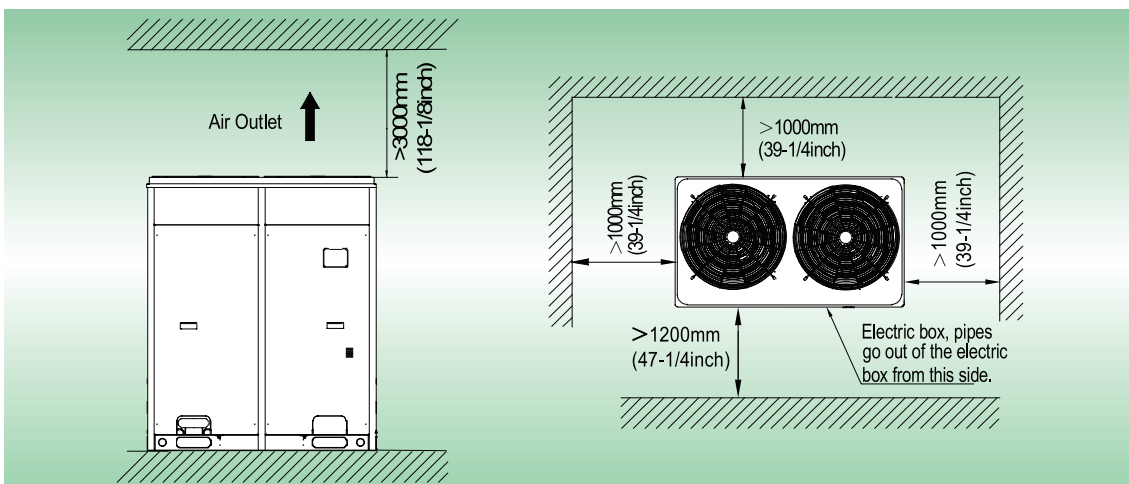


➔ 9.3 External unit installation space requirements

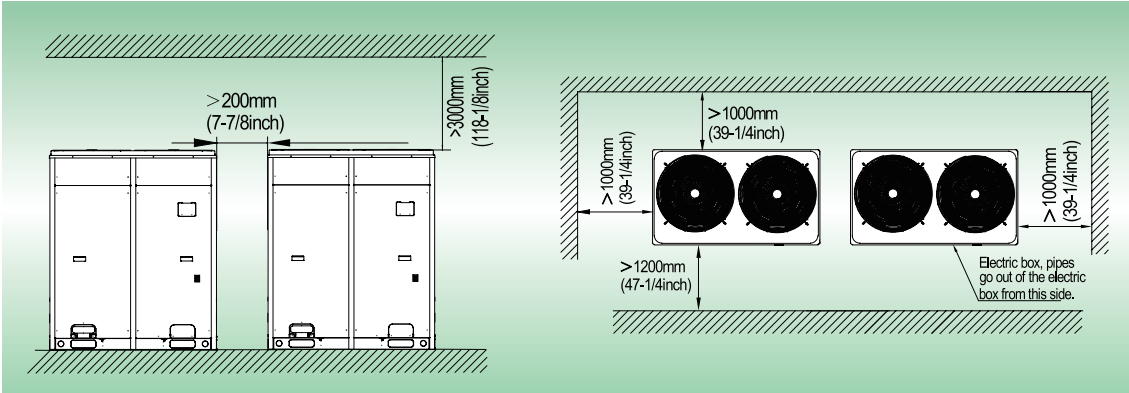
Unit: mm(in.)

1) If all sides of the outdoor unit (including the top) are surrounded by walls, process according to the following requirements for installation space:

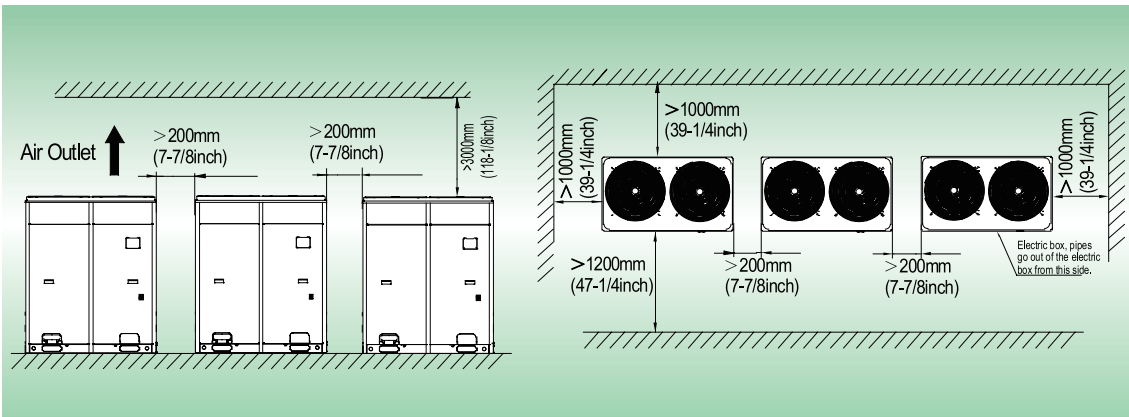
Installation space requirements for the single-module unit



Installation space requirements for the dual-module unit



Installation space requirements for triple-module unit



2) If there is a crown wall (such a barrier against wind) above the machine top, the machine top should be more than 3000 mm away from the crown wall in principle. If the spaces around the front, rear, left side, and right side of the machine are all open spaces, the machine top should be more than 1500 mm away from the crown wall, as shown in Figure (a). If the dimension is less than 1500 mm or the spaces around the machine are not open spaces, it is required to use a outlet duct to keep smooth ventilation, as shown in Figure (b).

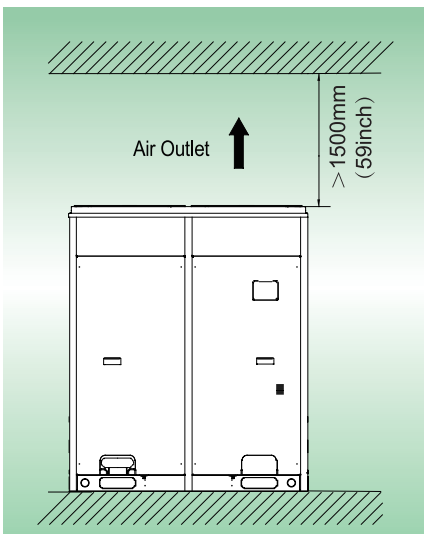


Figure (a)

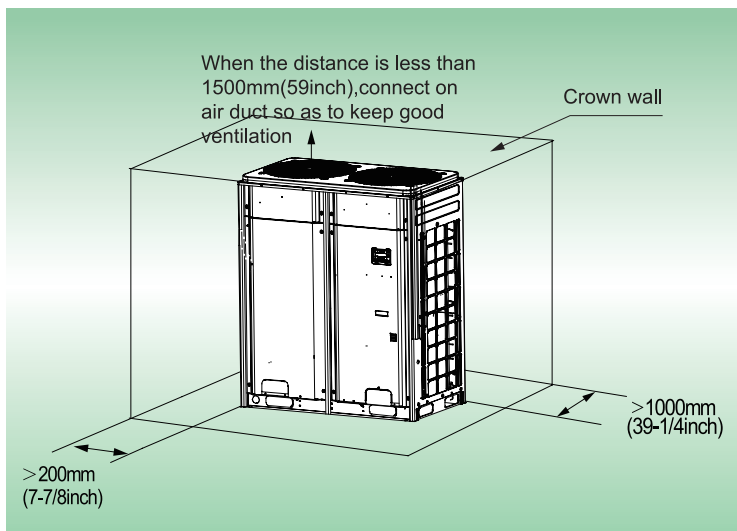
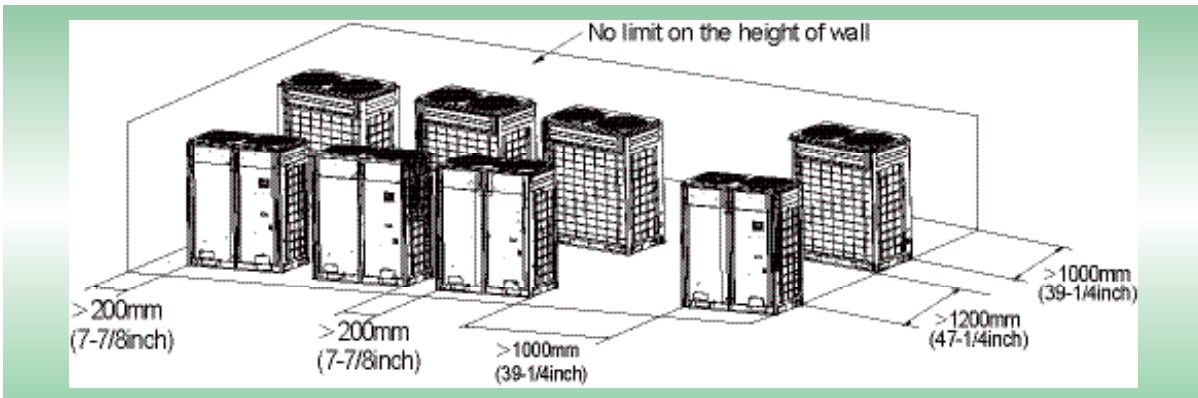
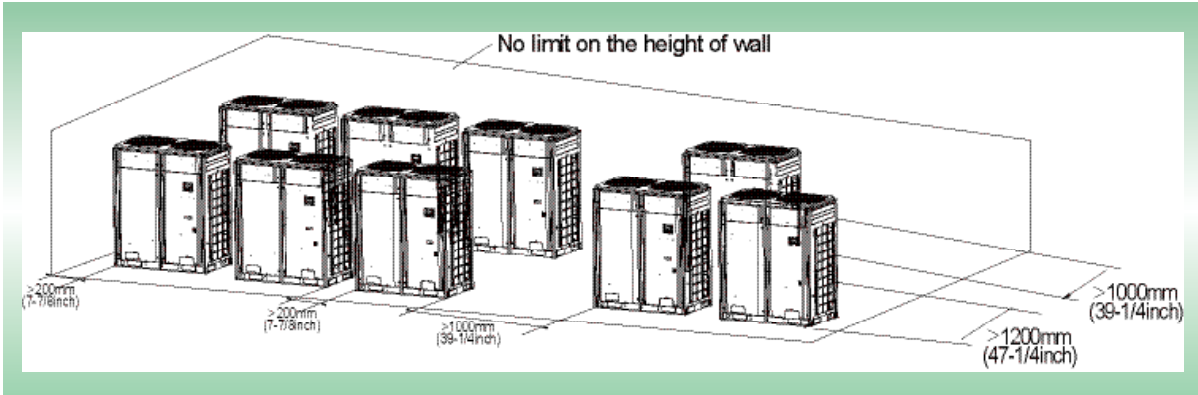


Figure (b)

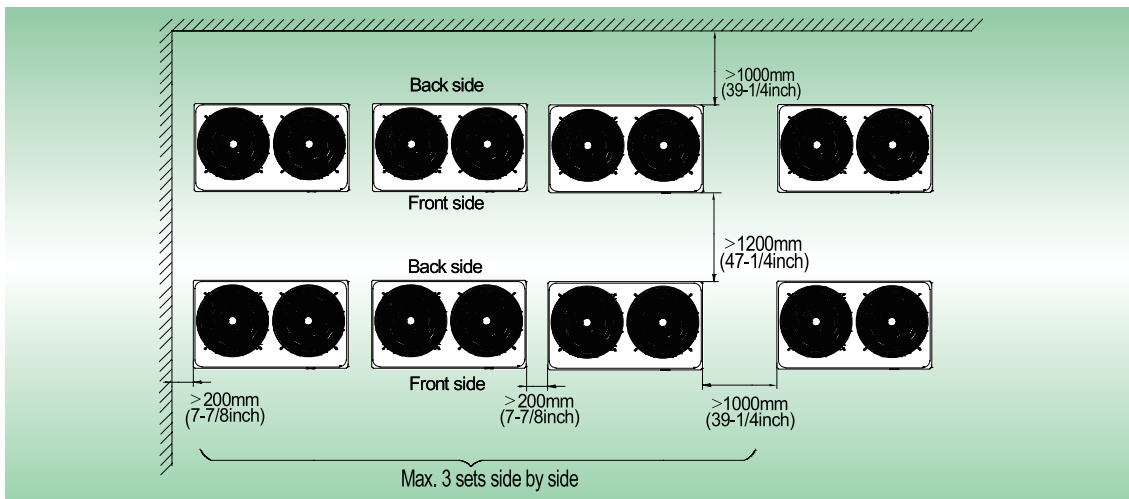
3) Installation space requirements of multiple outdoor units

To ensure smooth ventilation, an open space must be ensured above the unit top, and there is no barrier against wind.

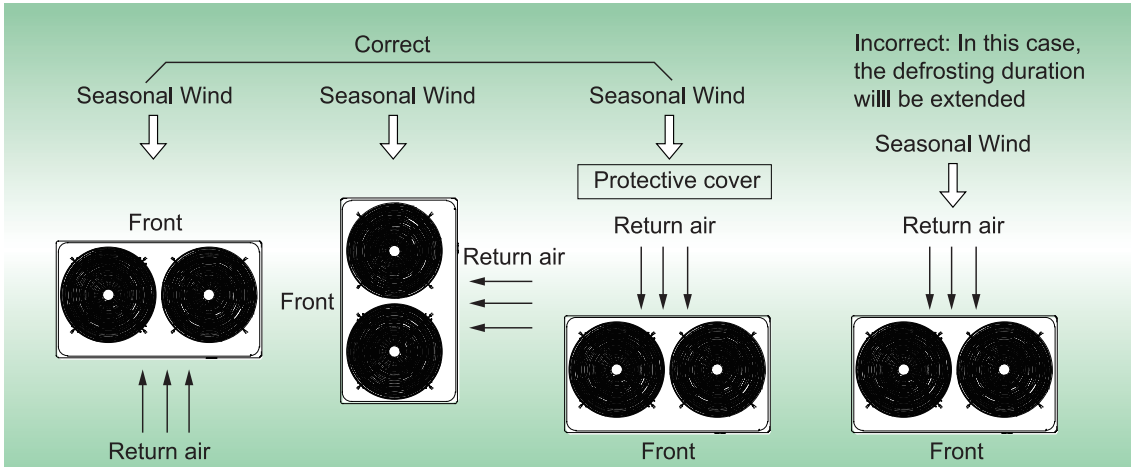
If there is an open space at the front side and left side (or right side) of the outdoor unit, the units should be installed towards the same direction or reverse direction.



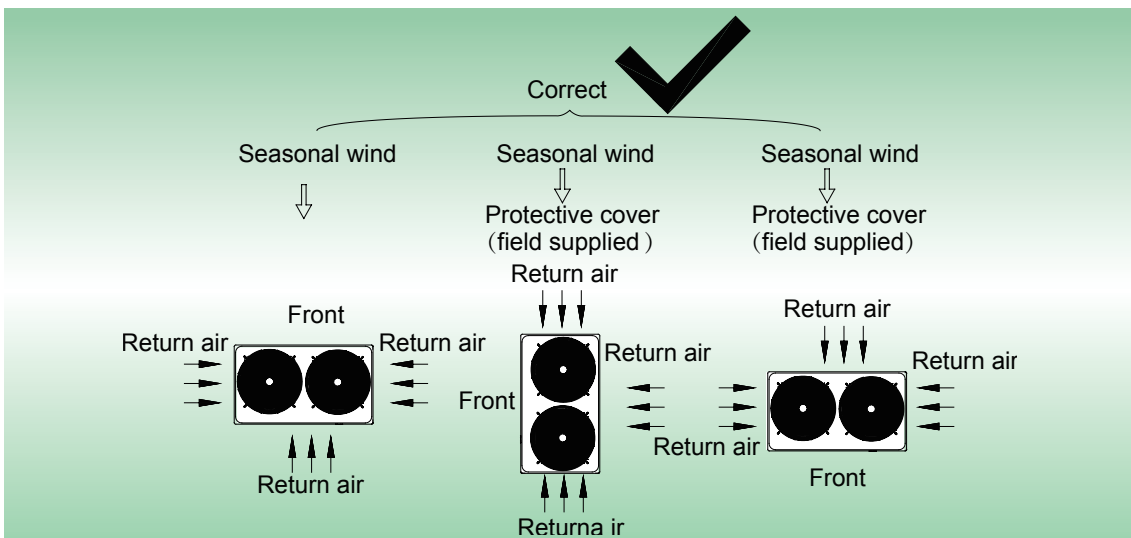
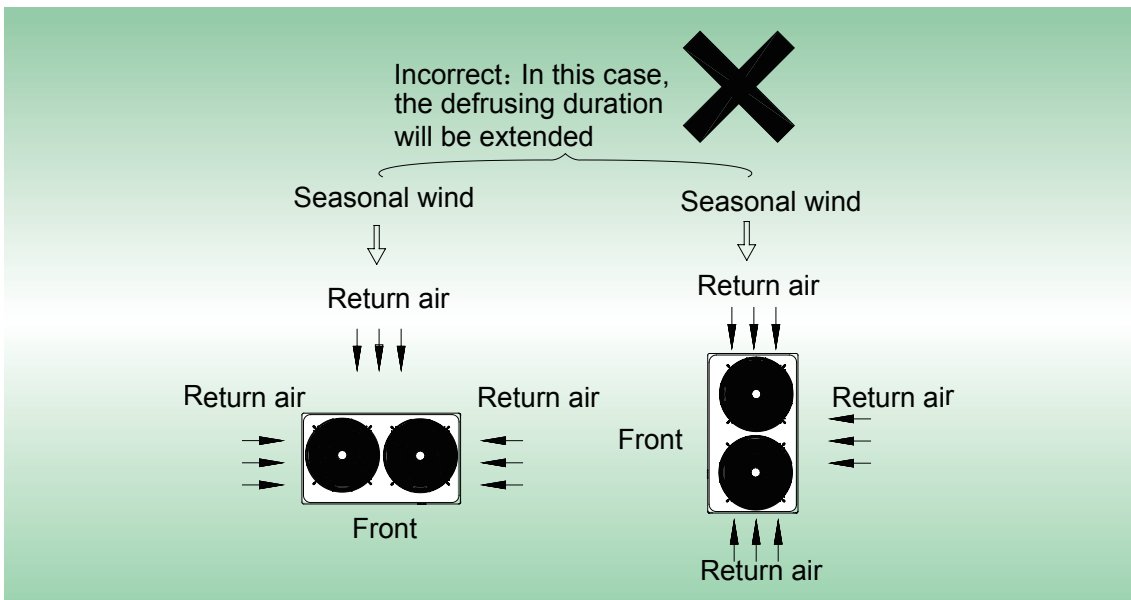
4) Considering the seasonal wind in outdoor unit installation



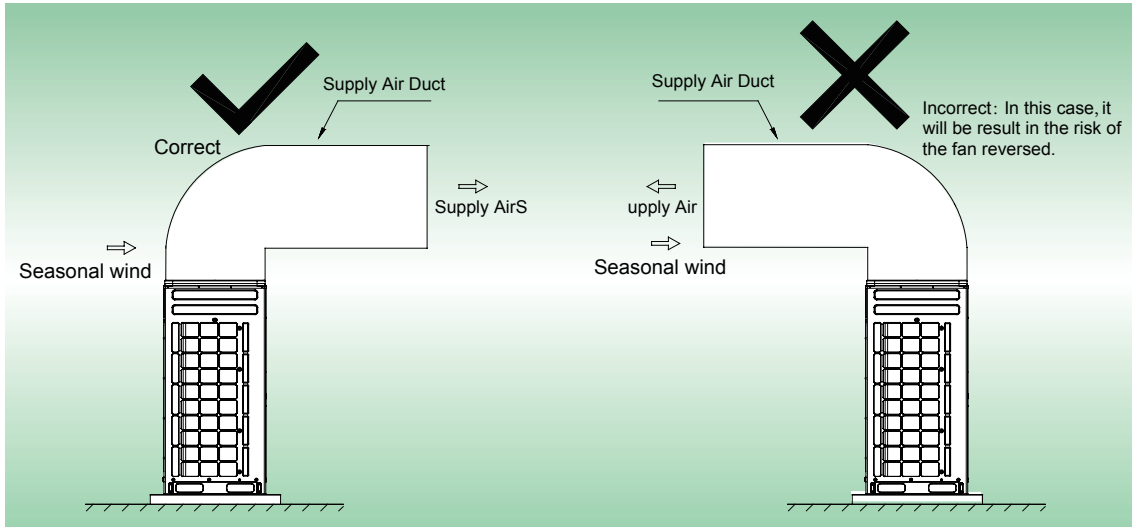
5) Considering the seasonal wind in outdoor unit installation



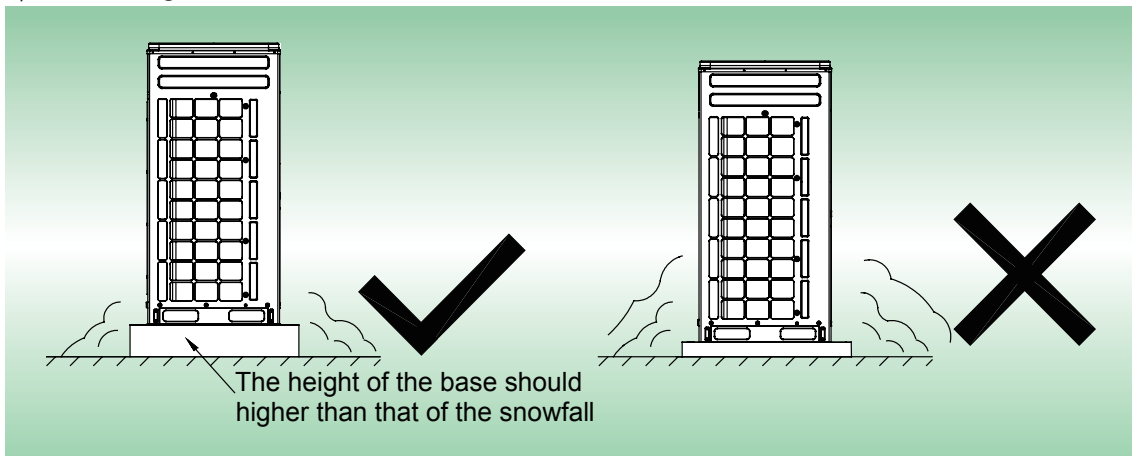
6) Considering snow in outdoor unit installation



7) Anti-monsoon installation requirements for unit connecting exhaust duct:



8) Considering snow in outdoor unit installation



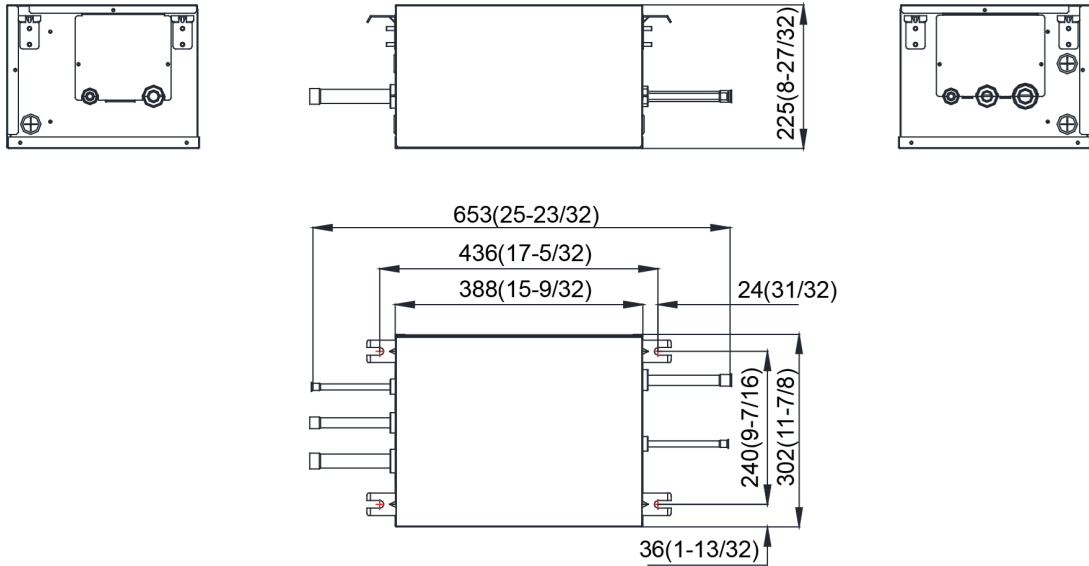
9) When the outdoor unit is installed on equipment, an air exhaust pipe should be connected, the aperture opening ratio of the louver cannot be smaller than 80%, and the included angle between the louver and the horizontal plane should be smaller than 20°.

➔ 9.4 Installation space requirement for C&H Mode Exchanger

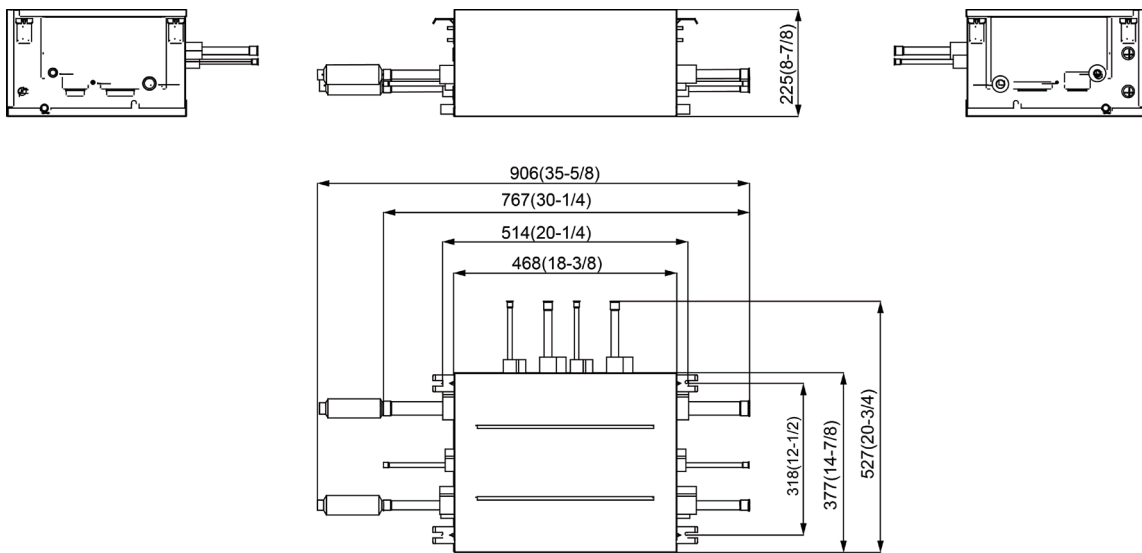
9.4.1 Dimension of C&H Mode Exchanger

Unit: mm(in.)

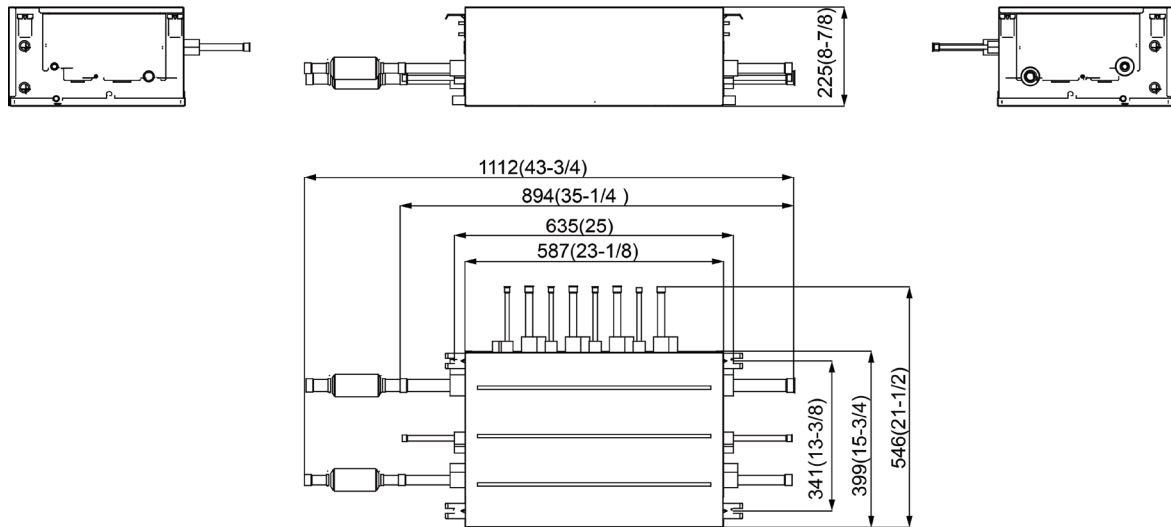
NCHS1B(U) outline and installation dimension



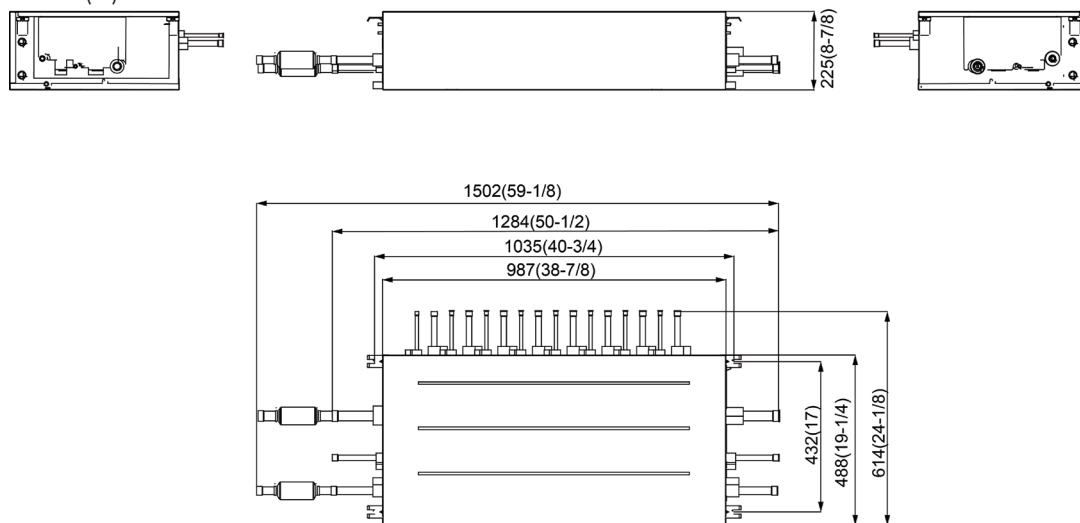
NCHS2B(U) outline and installation dimension



NCHS4B(U) outline and installation dimension

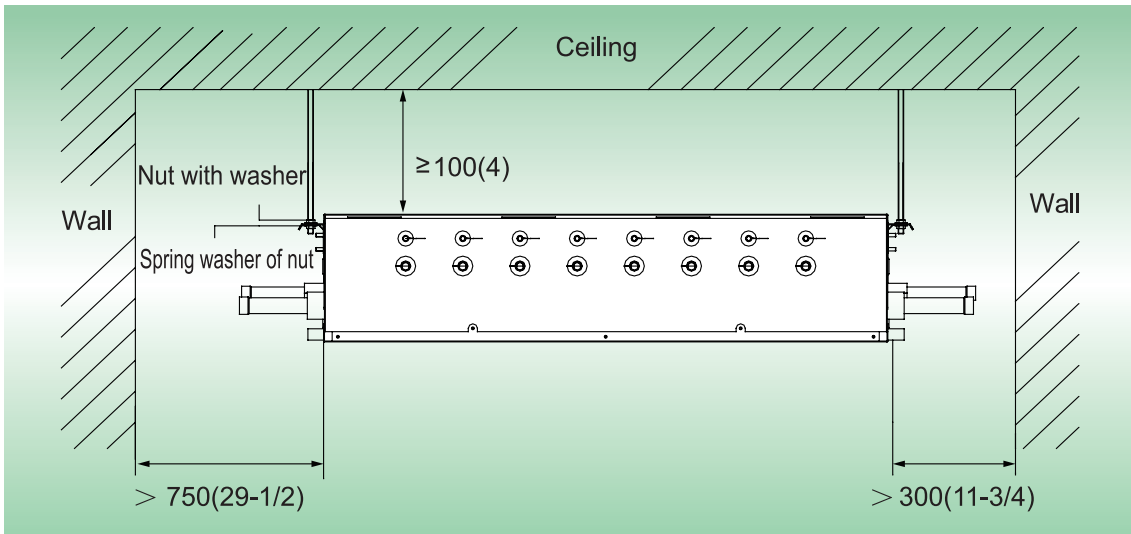


NCHS8B(U) outline and installation dimension



9.4.2 Installation Site

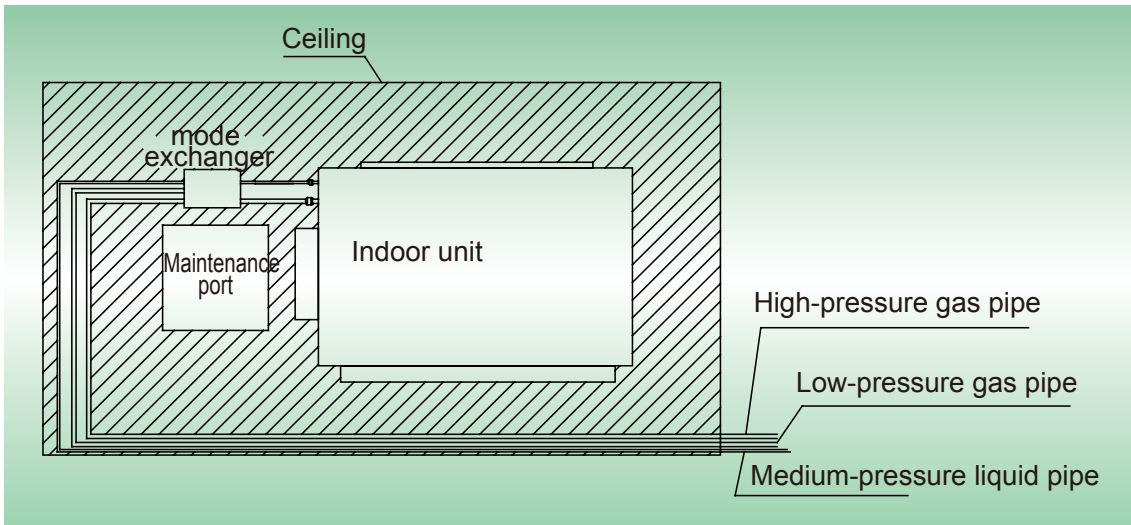
- (1) Make sure the hanging parts can hold the weight of unit.
- (2) Water can be drained out from the drainage hose conveniently.
- (3) No obstacles at outlet and inlets. Keep the air ventilation in good condition.
- (4) The installation distance for indoor unit (as shown in below fig) and the space used for maintenance should be ensured.
- (5) Please keep the unit away from those positions where there's thermal source, inflammable gas and smog.
- (6) The unit is the cassette type (concealed type).
- (7) Indoor unit, outdoor unit, power cord and connection cord should be kept 1m above away from TV and radio for preventing graphic interference and noise. (Even the distance is 1m, if there's strong electric wave, there's still noise)

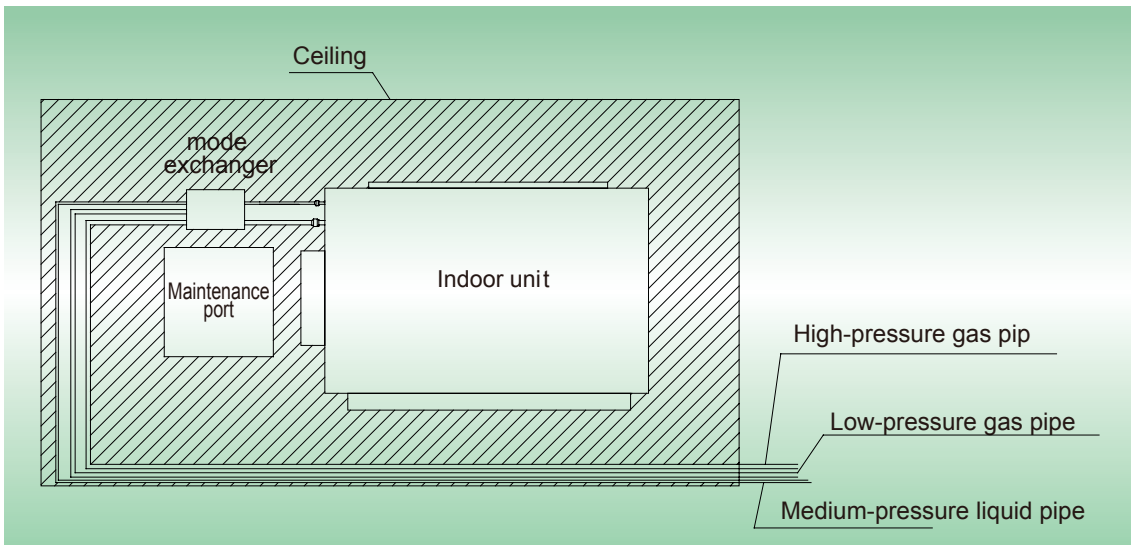
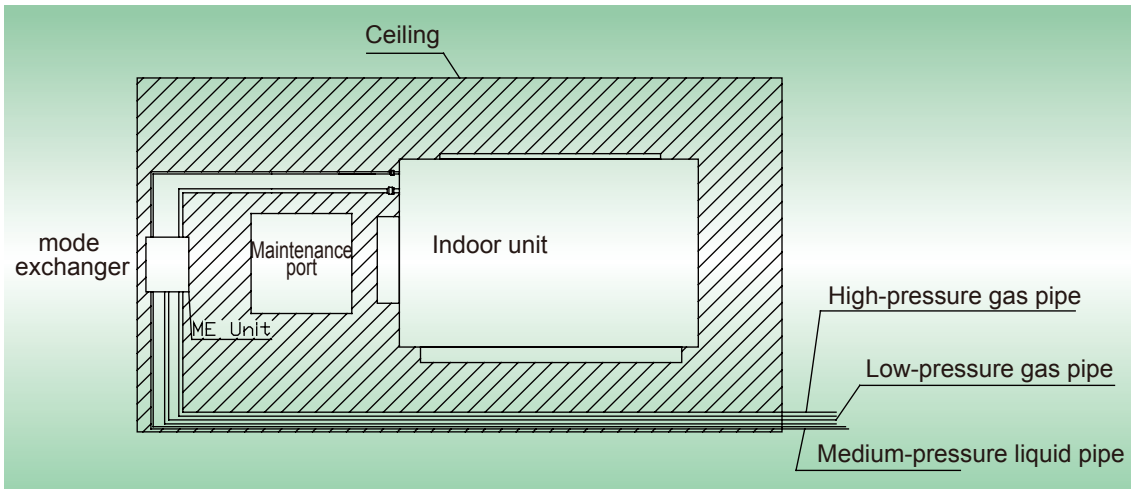


9.4.3 Installation Instruction

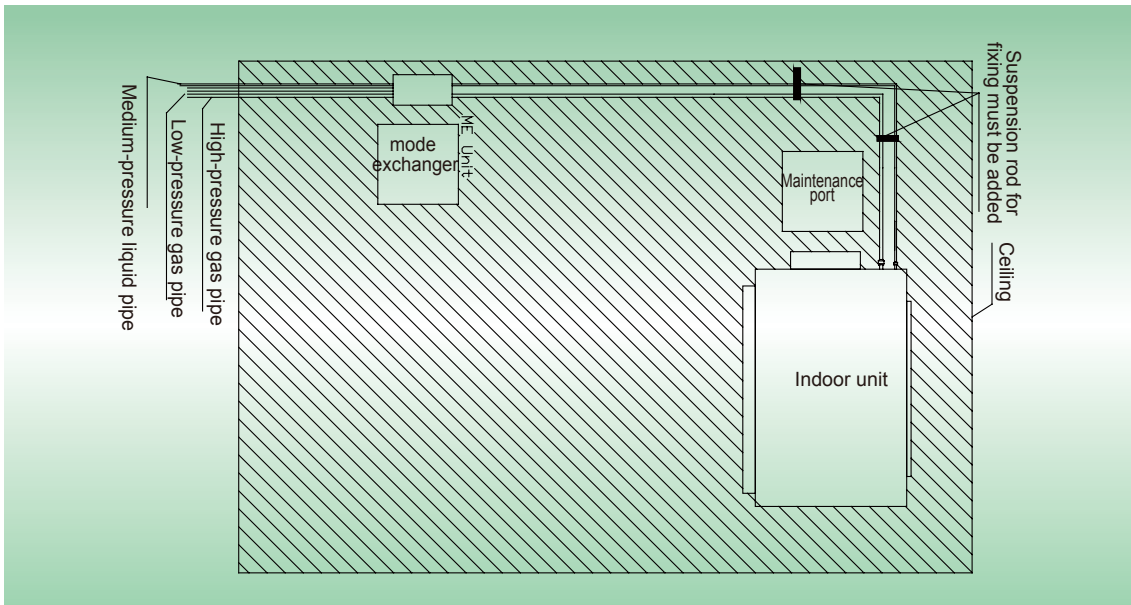
After the unit is installed, a maintenance port should be reserved at the electric box side of unit for maintenance. The position of maintenance port should be lower than the lower size of unit. C&H Mode Exchanger should be installed at the position where is closing to the service port or the air return outlet of indoor unit. (Note: When installing it closing to the air return outlet, please make sure it won't affect the air return and it should be convenient for maintenance)

The service port and the installation of C&H Mode Exchanger is described in detailed in below fig:



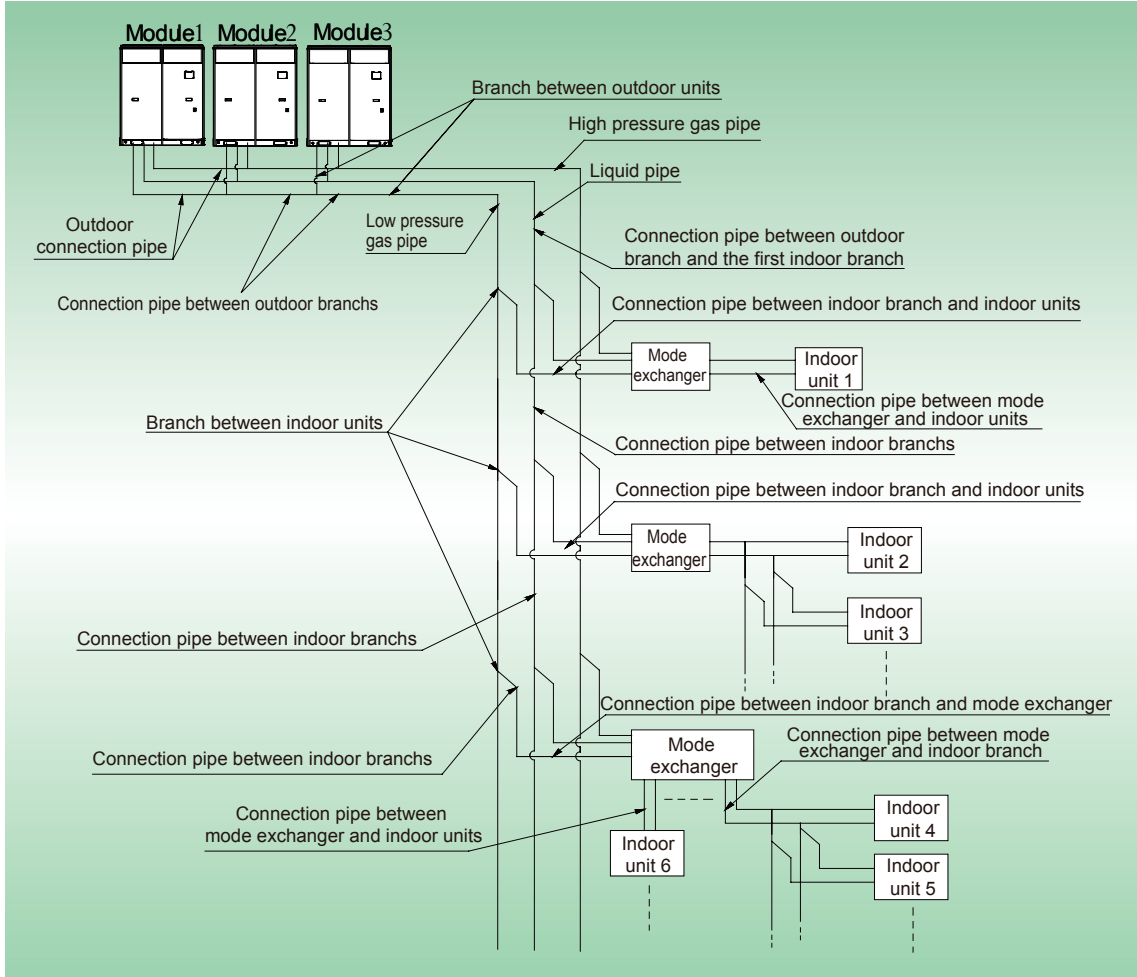


If the C&H Mode Exchanger is far away from the service port of indoor unit because of the installation space structure, it needs to add a service port for the C&H Mode Exchanger.



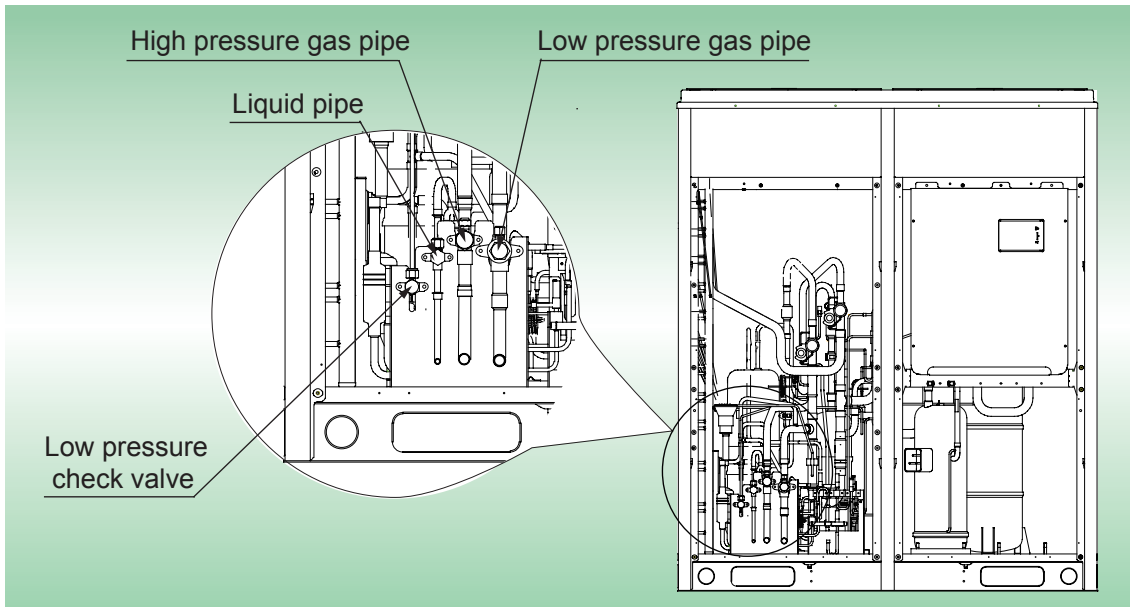
10 MODEL SELECTION FOR UNIT PIPING

➔ 10.1 Schematic Diagram of Piping Connection

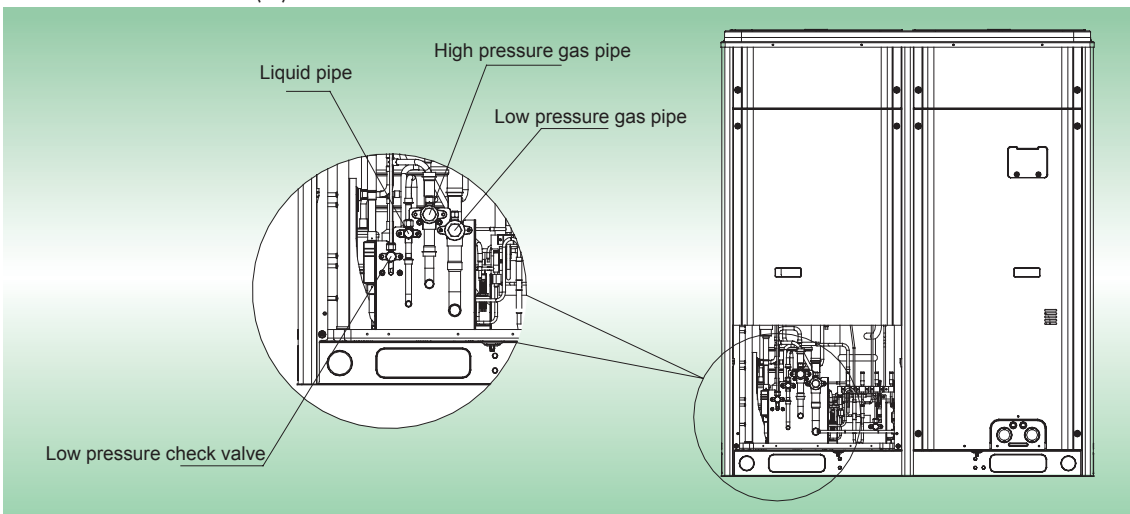


Schematic Diagram of Piping Sequence

GMV-Q72WM/B-F(U), GMV-Q96WM/B-F(U) and GMV-Q120WM/B-F(U); GMV-Q144WM/B1-F(U), GMV-Q72WM/B-U(U), GMV-Q96WM/B-U(U) and GMV-Q120WM/B-U(U)



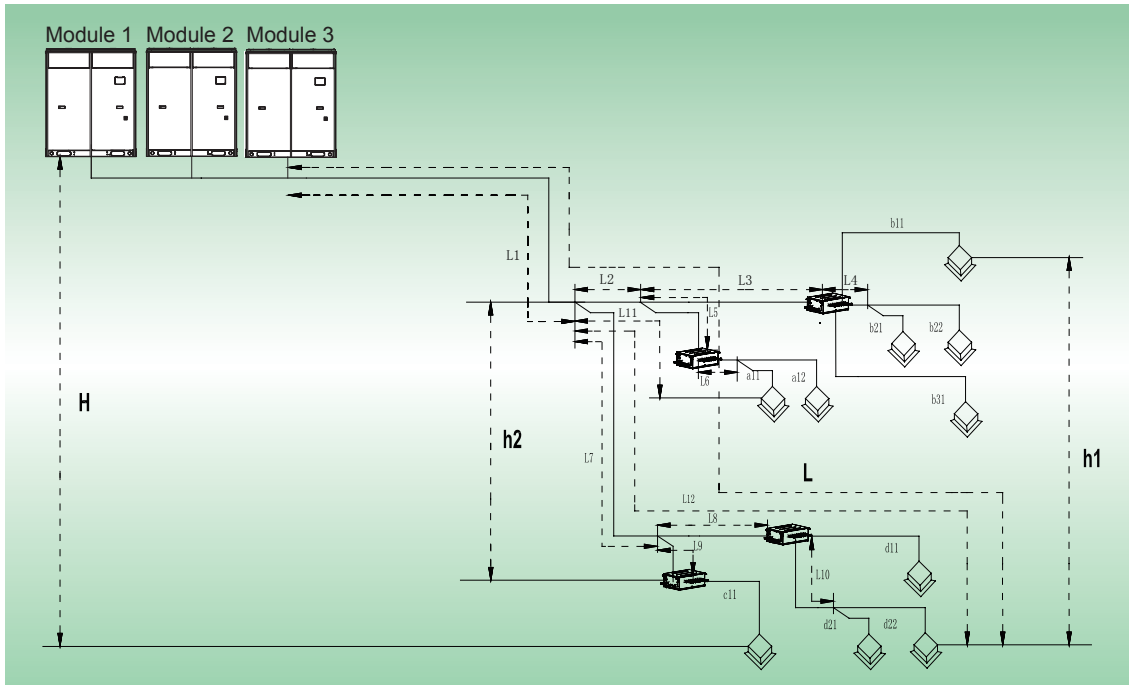
GMV-Q168WM/B1-F(U)



10.2 Allowable pipe length and drop height among indoor and outdoor units

Y type branch joint is adopted to connected indoor and outdoor units. Connecting method is shown in the figure below

Remark Equivalent length of one Y-type manifold is about 0.5m(1-3/4feet).



L10: Length from the first branch to the farthest IDU;
 L11: Length from the first branch to the nearest IDU;
 Equivalent length of branch of IDU is 0.5m(1-3/4feet).

R410A Refrigerant System		Allowable Value m(ft.)	Fitting Pipe
Total length (actual length) of fitting pipe		≤ 1000(3280-3/4)	$L1 + L2 + L3 + L4 + \dots + L10 + A11 + A12 + \dots + D21 + D22$
Length of farthest fitting pipe m(ft.)	Actual length	≤ 165(541-1/4)	L
	Equivalent length	≤ 190(623-1/4)	—
Difference between the pipe length from the first branch of IDU to the farthest IDU and the pipe length from the first branch of IDU to the nearest IDU		≤ 40(131-1/4)	$L12 - L11$
Equivalent length from the first branch to the furthest piping (1)		≤ 40(131-1/4)	$L7 + L8 + L10 + D22$
Height difference between outdoor unit and indoor unit	Outdoor unit at upper(2)	≤ 90(295-1/4)	—
	Outdoor unit at lower(2)	≤ 90(295-1/4)	—
Height difference between indoor units		≤ 30(98-2/4)	h1
Maximum length of Main pipe(3)		< 90(295-1/4)	L1
From IDU to its nearest branch (4)		≤ 40(131-1/4)	A11, A12, B21, B22, D21, D22

NOTES:

(1) Normally, the pipe length from the first branch of IDU to the farthest IDU is 40m(131-1/4feet).

Under the following conditions, the length can reach 90m(295-1/4feet).

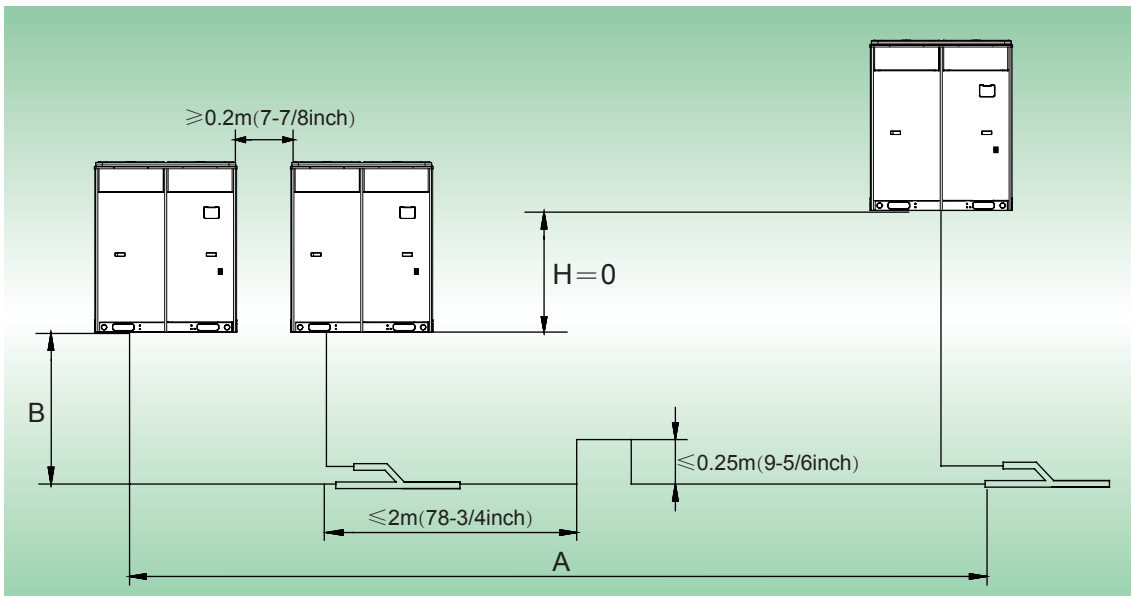
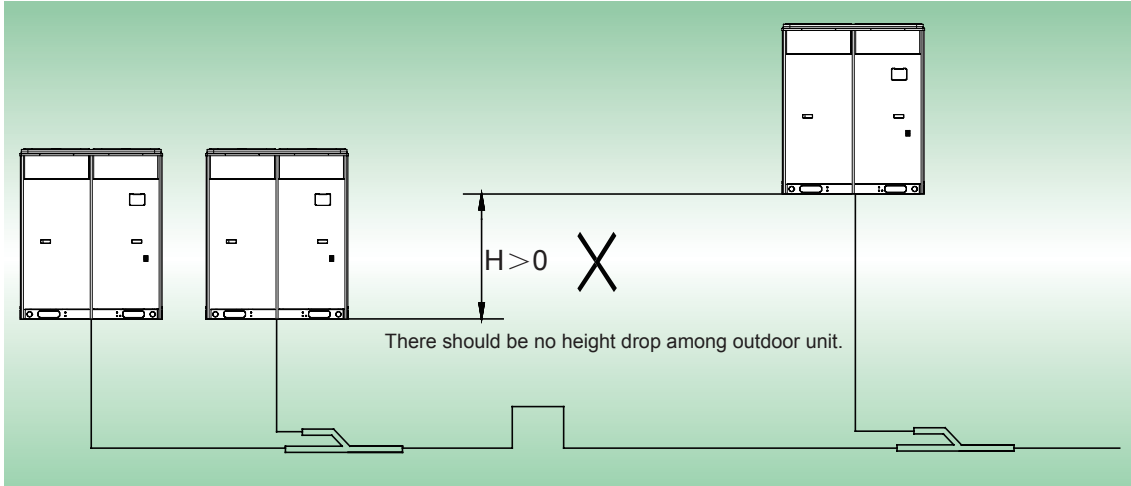
- 1) Actual length of pipe in total: $L1+L2 \times 2+L3 \times 2+L4 \times 2+...+L9 \times 2+a+b+...+i+j \leq 1000m(3280-3/4feet)$.
 - 2) Length between each IDU and its nearest branch a, b, c, d, e, f, g, h, i, j $\leq 40m(131-1/4feet)$.
 - 3) Difference between the pipe length from the first branch of IDU to the farthest IDU and the pipe length from the first branch of IDU to the nearest IDU: $L10-L11 \leq 40m(131-1/4feet)$.
- (2) When the outdoor unit is at upper side and height difference is more than 50m, please consult company for the related technical requirement.
- (3) When the maximum length of the main pipe from ODU to the first branch of IDU is $\geq 90m(295-1/4feet)$, then adjust the pipe size of the gas pipe and liquid pipe of main pipe according to the following table.

Outdoor Model	Size of connection between outdoor unit and the first indoor branch		
	Low pressure gas pipe mm(in.)	Liquid pipe mm(in.)	High pressure gas pipe mm(in.)
GMV-Q72WM/B-F(U)	No need to enlarge pipe size	No need to enlarge pipe size	No need to enlarge pipe size
GMV-Q96WM/B-F(U)	No need to enlarge pipe size	Φ12.7(1/2)	Φ22.2(7/8)
GMV-Q120WM/B-F(U)	No need to enlarge pipe size	Φ15.9(5/8)	Φ28.6(1-1/8)
GMV-Q144WM/B1-F(U)	Φ34.9(1-3/8)	Φ15.9(5/8)	Φ28.6(1-1/8)
GMV-Q144WM/B-F(U)	Φ34.9(1-3/8)	Φ15.9(5/8)	Φ28.6(1-1/8)
GMV-Q168WM/B1-F(U)	Φ34.9(1-3/8)	Φ19.05(3/4)	Φ28.6(1-1/8)
GMV-Q168WM/B-F(U)	Φ34.9(1-3/8)	Φ19.05(3/4)	Φ28.6(1-1/8)
GMV-Q192WM/B-F(U)	Φ34.9(1-3/8)	Φ19.05(3/4)	No need to enlarge pipe size
GMV-Q216WM/B-F(U)	Φ34.9(1-3/8)	Φ19.05(3/4)	No need to enlarge pipe size
GMV-Q240WM/B-F(U)	No need to enlarge pipe size	Φ19.05(3/4)	Φ34.9(1-3/8)
GMV-Q264WM/B-F(U)	No need to enlarge pipe size	Φ22.2(7/8)	Φ34.9(1-3/8)
GMV-Q288WM/B-F(U)	No need to enlarge pipe size	Φ22.2(7/8)	Φ34.9(1-3/8)
GMV-Q312WM/B-F(U)	No need to enlarge pipe size	Φ22.2(7/8)	Φ34.9(1-3/8)
GMV-Q336WM/B-F(U)	No need to enlarge pipe size	Φ22.2(7/8)	Φ34.9(1-3/8)
GMV-Q360WM/B-F(U)	No need to enlarge pipe size	Φ22.2(7/8)	No need to enlarge pipe size
GMV-Q72WM/B-U(U)	No need to enlarge pipe size	No need to enlarge pipe size	No need to enlarge pipe size
GMV-Q96WM/B-U(U)	No need to enlarge pipe size	Φ12.7(1/2)	Φ22.2(7/8)
GMV-Q120WM/B-U(U)	No need to enlarge pipe size	Φ15.9(5/8)	Φ28.6(1-1/8)
GMV-Q144WM/B-U(U)	Φ34.9(1-3/8)	Φ15.9(5/8)	Φ28.6(1-1/8)
GMV-Q168WM/B-U(U)	Φ34.9(1-3/8)	Φ19.05(3/4)	Φ28.6(1-1/8)
GMV-Q192WM/B-U(U)	Φ34.9(1-3/8)	Φ19.05(3/4)	No need to enlarge pipe size
GMV-Q216WM/B-U(U)	Φ34.9(1-3/8)	Φ19.05(3/4)	No need to enlarge pipe size
GMV-Q240WM/B-U(U)	No need to enlarge pipe size	Φ19.05(3/4)	Φ34.9(1-3/8)
GMV-Q264WM/B-U(U)	No need to enlarge pipe size	Φ22.2(7/8)	Φ34.9(1-3/8)
GMV-Q288WM/B-U(U)	No need to enlarge pipe size	Φ22.2(7/8)	Φ34.9(1-3/8)
GMV-Q312WM/B-U(U)	No need to enlarge pipe size	Φ22.2(7/8)	Φ34.9(1-3/8)
GMV-Q336WM/B-U(U)	No need to enlarge pipe size	Φ22.2(7/8)	Φ34.9(1-3/8)
GMV-Q360WM/B-U(U)	No need to enlarge pipe size	Φ22.2(7/8)	No need to enlarge pipe size

(4) If the length between an IDU and its nearest branch is above 40m(131-1/4feet), then double the

size of the liquid pipe of IDU (only for the pipe size that is $\leq 6.35\text{mm}(1/4\text{inch})$).

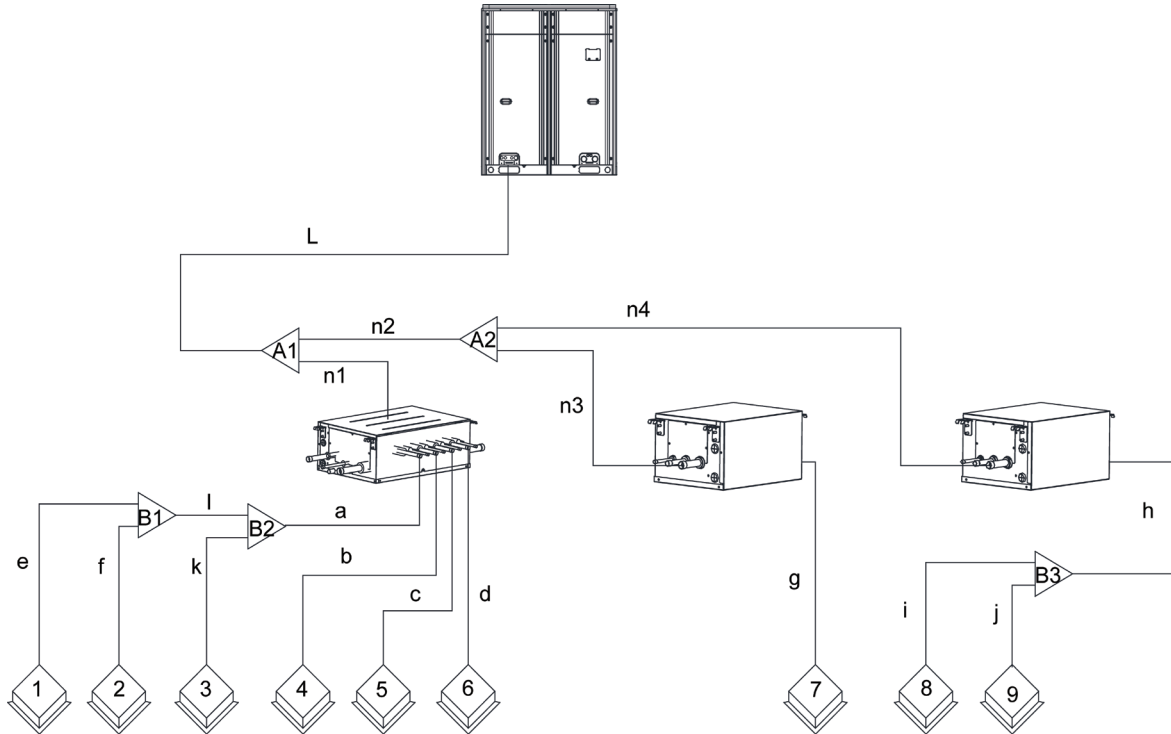
➔ 10.3 Connection Pipe among Outdoor Modules



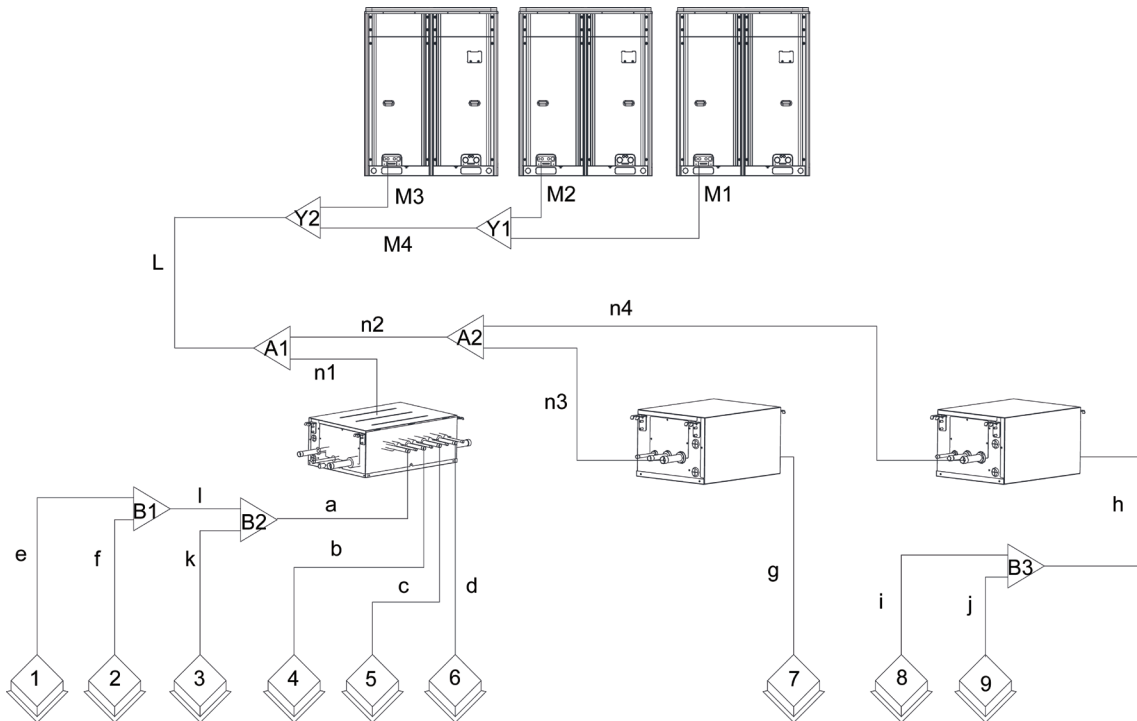
NOTES: When the distance between outdoor units exceeds $2\text{m}(6-5/9\text{feet})$, U-type oil trap should be added at low-pressure gas pipe. $A+B \leq 10\text{m}(32-4/5\text{feet})$.

➔ 10.4 Fitting pipe between Outdoor Unit and the First Manifold

10.4.1 Size requirement for branch pipe and piping (main pipe)
 Connection sketch map of single-module system



Connection sketch map of multi-module system



10.4.2 Select appropriate pipe between outdoor unit and the first indoor branch ("L") as per the pipe size of outdoor unit. Pipe size of basic outdoor module is shown as follows:

between outdoor unit and the first indoor branch

Basic module	Pipe between outdoor unit and the first indoor branch		
	Low pressure gas pipe mm(inch)	Liquid pipe mm(inch)	High pressure gas pipe mm(inch)
GMV-Q72WM/B-F(U)	Φ19.05(3/4)	Φ9.52(3/8)	Φ15.9(5/8)
GMV-Q96WM/B-F(U)	Φ22.2(7/8)	Φ9.52(3/8)	Φ19.05(3/4)
GMV-Q120WM/B-F(U)	Φ28.6(1-1/8)	Φ12.7(1/2)	Φ22.2(7/8)
GMV-Q144WM/B1-F(U)	Φ28.6(1-1/8)	Φ12.7(1/2)	Φ22.2(7/8)
GMV-Q168WM/B1-F(U)	Φ28.6(1-1/8)	Φ15.9(5/8)	Φ22.2(7/8)
GMV-Q72WM/B-U(U)	Φ19.05(3/4)	Φ9.52(3/8)	Φ15.9(5/8)
GMV-Q96WM/B-U(U)	Φ22.2(7/8)	Φ9.52(3/8)	Φ19.05(3/4)
GMV-Q120WM/B-U(U)	Φ28.6(1-1/8)	Φ12.7(1/2)	Φ22.2(7/8)

10.4.3 For multi-module system, select appropriate branch ("M1、M2、M3") connected to outdoor module as per the pipe size of basic outdoor module. Pipe size of basic outdoor module is shown as follows:

Pipe between module and outdoor branch "M1、M2、M3"

Basic module	Size of the pipe between module and outdoor branch		
	Low pressure gas pipe mm(inch)	Liquid pipe mm(inch)	High pressure gas pipe mm(inch)
GMV-Q72WM/B-F(U)	Φ19.05(3/4)	Φ9.52(3/8)	Φ15.9(5/8)
GMV-Q96WM/B-F(U)	Φ22.2(7/8)	Φ9.52(3/8)	Φ19.05(3/4)
GMV-Q120WM/B-F(U)	Φ28.6(1-1/8)	Φ12.7(1/2)	Φ19.05(3/4)
GMV-Q144WM/B1-F(U)	Φ28.6(1-1/8)	Φ12.7(1/2)	Φ22.2(7/8)
GMV-Q168WM/B1-F(U)	Φ28.6(1-1/8)	Φ15.9(5/8)	Φ22.2(7/8)
GMV-Q72WM/B-U(U)	Φ19.05(3/4)	Φ9.52(3/8)	Φ15.9(5/8)
GMV-Q96WM/B-U(U)	Φ22.2(7/8)	Φ9.52(3/8)	Φ19.05(3/4)
GMV-Q120WM/B-U(U)	Φ28.6(1-1/8)	Φ12.7(1/2)	Φ22.2(7/8)

Selection of branch "Y1,Y2" of outdoor modules:

	Module's capacity C (Btu/h)	Model
Selection of branch of outdoor modules	$X \leq 327500$	ML01R
	$327500 < X$	ML02R

10.4.4 Size of connection pipe "M4" between branches of each basic module

Size of connection pipe between branches of each basic module is determined by the total rated capacity of upstream modules.

Connection pipe "M4" between branches of outdoor module

Total rated capacity of upstream modules: Q (Btu/h)	Size of connection pipe between branches of outdoor module		
	Low pressure gas pipe mm(in.)	Liquid pipe mm(in.)	High pressure gas pipe mm(in.)
$Q \leq 72000$	Φ19.05(3/4)	Φ9.52(3/8)	Φ15.9(5/8)
$72000 < Q \leq 96000$	Φ22.2(7/8)	Φ9.52(3/8)	Φ19.05(3/4)
$96000 < Q \leq 120000$	Φ28.6(1-1/8)	Φ12.7(1/2)	Φ22.2(7/8)
$120000 < Q \leq 144000$	Φ28.6(1-1/8)	Φ12.7(1/2)	Φ22.2(7/8)
$144000 < Q \leq 168000$	Φ28.6(1-1/8)	Φ15.9(5/8)	Φ22.2(7/8)
$168000 < Q \leq 216000$	Φ28.6(1-1/8)	Φ15.9(5/8)	Φ28.6(1-1/8)
$216000 < Q \leq 240000$	Φ34.9(1-3/8)	Φ15.9(5/8)	Φ28.6(1-1/8)
$240000 < Q \leq 312000$	Φ34.9(1-3/8)	Φ19.05(3/4)	Φ28.6(1-1/8)
$312000 < Q \leq 336000$	Φ34.9(1-3/8)	Φ19.05(3/4)	Φ28.6(1-1/8)
$336000 < Q \leq 360000$	Φ41.3(1-5/8)	Φ19.05(3/4)	Φ34.9(1-3/8)

10.4.5 Size of connection pipe "L" between the terminal outdoor branch and the first indoor branch Connection pipe "L" between outdoor unit and the first indoor branch

Basic module (single-module system)	Size of connection between outdoor unit and the first indoor branch		
	Low pressure gas pipe mm(inch)	Liquid pipe mm(inch)	High pressure gas pipe mm(inch)
GMV-Q72WM/B-F(U)	Φ19.05(3/4)	Φ9.52(3/8)	Φ15.9(5/8)
GMV-Q96WM/B-F(U)	Φ22.2(7/8)	Φ9.52(3/8)	Φ19.05(3/4)
GMV-Q120WM/B-F(U)	Φ28.6(1-1/8)	Φ12.7(1/2)	Φ22.2(7/8)
GMV-Q144WM/B1-F(U)	Φ28.6(1-1/8)	Φ12.7(1/2)	Φ22.2(7/8)
GMV-Q168WM/B1-F(U)	Φ28.6(1-1/8)	Φ15.9(5/8)	Φ22.2(7/8)
GMV-Q144WM/B-F(U)	Φ28.6(1-1/8)	Φ12.7(1/2)	Φ22.2(7/8)
GMV-Q168WM/B-F(U)	Φ28.6(1-1/8)	Φ15.9(5/8)	Φ22.2(7/8)
GMV-Q192WM/B-F(U)	Φ28.6(1-1/8)	Φ15.9(5/8)	Φ28.6(1-1/8)
GMV-Q216WM/B-F(U)	Φ28.6(1-1/8)	Φ15.9(5/8)	Φ28.6(1-1/8)
GMV-Q240WM/B-F(U)	Φ34.9(1-3/8)	Φ15.9(5/8)	Φ28.6(1-1/8)
GMV-Q264WM/B-F(U)	Φ34.9(1-3/8)	Φ19.05(3/4)	Φ28.6(1-1/8)
GMV-Q288WM/B-F(U)	Φ34.9(1-3/8)	Φ19.05(3/4)	Φ28.6(1-1/8)
GMV-Q312WM/B-F(U)	Φ34.9(1-3/8)	Φ19.05(3/4)	Φ28.6(1-1/8)
GMV-Q336WM/B-F(U)	Φ34.9(1-3/8)	Φ19.05(3/4)	Φ28.6(1-1/8)
GMV-Q360WM/B-F(U)	Φ41.3(1-5/8)	Φ19.05(3/4)	Φ34.9(1-3/8)
GMV-Q72WM/B-U(U)	Φ19.05(3/4)	Φ9.52(3/8)	Φ15.9(5/8)
GMV-Q96WM/B-U(U)	Φ22.2(7/8)	Φ9.52(3/8)	Φ19.05(3/4)
GMV-Q120WM/B-U(U)	Φ28.6(1-1/8)	Φ12.7(1/2)	Φ22.2(7/8)
GMV-Q144WM/B-U(U)	Φ28.6(1-1/8)	Φ12.7(1/2)	Φ22.2(7/8)
GMV-Q168WM/B-U(U)	Φ28.6(1-1/8)	Φ15.9(5/8)	Φ22.2(7/8)
GMV-Q192WM/B-U(U)	Φ28.6(1-1/8)	Φ15.9(5/8)	Φ28.6(1-1/8)
GMV-Q216WM/B-U(U)	Φ28.6(1-1/8)	Φ15.9(5/8)	Φ28.6(1-1/8)
GMV-Q240WM/B-U(U)	Φ34.9(1-3/8)	Φ15.9(5/8)	Φ28.6(1-1/8)
GMV-Q264WM/B-U(U)	Φ34.9(1-3/8)	Φ19.05(3/4)	Φ28.6(1-1/8)
GMV-Q288WM/B-U(U)	Φ34.9(1-3/8)	Φ19.05(3/4)	Φ28.6(1-1/8)
GMV-Q312WM/B-U(U)	Φ34.9(1-3/8)	Φ19.05(3/4)	Φ28.6(1-1/8)
GMV-Q336WM/B-U(U)	Φ34.9(1-3/8)	Φ19.05(3/4)	Φ28.6(1-1/8)
GMV-Q360WM/B-U(U)	Φ41.3(1-5/8)	Φ19.05(3/4)	Φ34.9(1-3/8)

10.4.6 Branch selection of mode exchanger ("A1, A2)

Select branch of mode exchanger as per total capacity of downstream indoor unit(s). Please refer to the following table.

Model selection for branch "A1/A2" of mode exchanger;

R410A refrigerant system	Total Capacity of the Downstream Indoor Unit X(Btu/h)	Model
Y-Type Branch Pipe	$X \leq 17100$	FQ01Na/A
	$17100 < X \leq 72000$	FQ02Na/A
	$72000 < X \leq 96000$	FQ03Na/A
	$96000 < X \leq 232000$	FQ04Na/A
	$232000 < X \leq 327500$	FQ05Na/A
	$327500 < X$	FQ06Na/A

10.4.7 Piping size among upstream branches of heat pump mode exchanger ("n1, n2, n3, n4") Piping requirement among upstream branches of heat pump mode exchanger ("n1, n2, n3, n4")

Total rated capacity of downstream indoor units: Q(Btu/h)	Size of connection pipe between branches of mode exchanger		
	Low pressure gas pipe mm(inch)	Liquid pipe mm(inch)	High pressure gas pipe mm(inch)
$Q \leq 17100$	$\Phi 12.7(1/2)$	$\Phi 6.35(1/4)$	$\Phi 12.7(1/2)$
$17100 < Q \leq 48500$	$\Phi 15.9(5/8)$	$\Phi 9.52(3/8)$	$\Phi 12.7(1/2)$
$48500 < Q \leq 72000$	$\Phi 19.05(3/4)$	$\Phi 9.52(3/8)$	$\Phi 15.9(5/8)$
$72000 < Q \leq 96000$	$\Phi 22.2(7/8)$	$\Phi 9.52(3/8)$	$\Phi 19.05(3/4)$
$96000 < Q \leq 120000$	$\Phi 28.6(1-1/8)$	$\Phi 12.7(1/2)$	$\Phi 22.2(7/8)$
$120000 < Q \leq 144000$	$\Phi 28.6(1-1/8)$	$\Phi 12.7(1/2)$	$\Phi 22.2(7/8)$
$144000 < Q \leq 168000$	$\Phi 28.6(1-1/8)$	$\Phi 15.9(5/8)$	$\Phi 22.2(7/8)$
$168000 < Q \leq 216000$	$\Phi 28.6(1-1/8)$	$\Phi 15.9(5/8)$	$\Phi 28.6(1-1/8)$
$216000 < Q \leq 240000$	$\Phi 34.9(1-3/8)$	$\Phi 15.9(5/8)$	$\Phi 28.6(1-1/8)$
$240000 < Q \leq 312000$	$\Phi 34.9(1-3/8)$	$\Phi 19.05(3/4)$	$\Phi 28.6(1-1/8)$
$312000 < Q \leq 336000$	$\Phi 34.9(1-3/8)$	$\Phi 19.05(3/4)$	$\Phi 28.6(1-1/8)$
$336000 < C$	$\Phi 41.3(1-5/8)$	$\Phi 19.05(3/4)$	$\Phi 34.9(1-3/8)$

10.4.8 Piping size among downstream branches of mode exchanger "a、h"

Rated capacity of indoor unit C(Btu/h)	Piping size among downstream branches of mode exchanger	
	Gas Pipe mm(in.)	Liquid Pipe mm(in.)
$C \leq 9500$	$\Phi 9.52(3/8)$	$\Phi 6.35(1/4)$
$9500 < C \leq 17100$	$\Phi 12.7(1/2)$	$\Phi 6.35(1/4)$
$17100 < C \leq 48500$	$\Phi 15.9(5/8)$	$\Phi 9.52(3/8)$

10.4.9 Branch selection of downstream indoor unit of mode exchanger ("B1,B2,B3")

R410A refrigerant system	Total rated capacity of downstream indoor units: X(Btu/h)	Model
Y-type branch	$X \leq 48500$	FQ01A/A

10.4.10 Piping size between mode exchanger and downstream indoor unit ("b、c、d、g")

Rated capacity of indoor unit C(Btu/h)	Pipe between mode exchanger and IDU	
	Gas Pipe mm(inch)	Liquid Pipe mm(inch)
$C \leq 9500$	$\Phi 9.52(3/8)$	$\Phi 6.35(1/4)$
$9500 < C \leq 17100$	$\Phi 12.7(1/2)$	$\Phi 6.35(1/4)$
$17100 < C \leq 48500$	$\Phi 15.9(5/8)$	$\Phi 9.52(3/8)$

10.4.11 Piping between indoor branch and indoor unit ("e/f/i/j/k")

Size of connection pipe between indoor branch and indoor unit should be consistent with the connection pipe of indoor unit.

Piping between indoor branch and indoor unit "e/f/i/j/k"

Rated capacity of indoor units: X ((Btu/h)	Size of connection pipe between indoor branch and indoor unit	
	Gas pipe mm(in.)	Liquid pipe mm(in.)
$C \leq 9500$	$\Phi 9.52(3/8)$	$\Phi 6.35(1/4)$
$9500 < C \leq 17100$	$\Phi 12.7(1/2)$	$\Phi 6.35(1/4)$
$17100 < C \leq 48500$	$\Phi 15.9(5/8)$	$\Phi 9.52(3/8)$

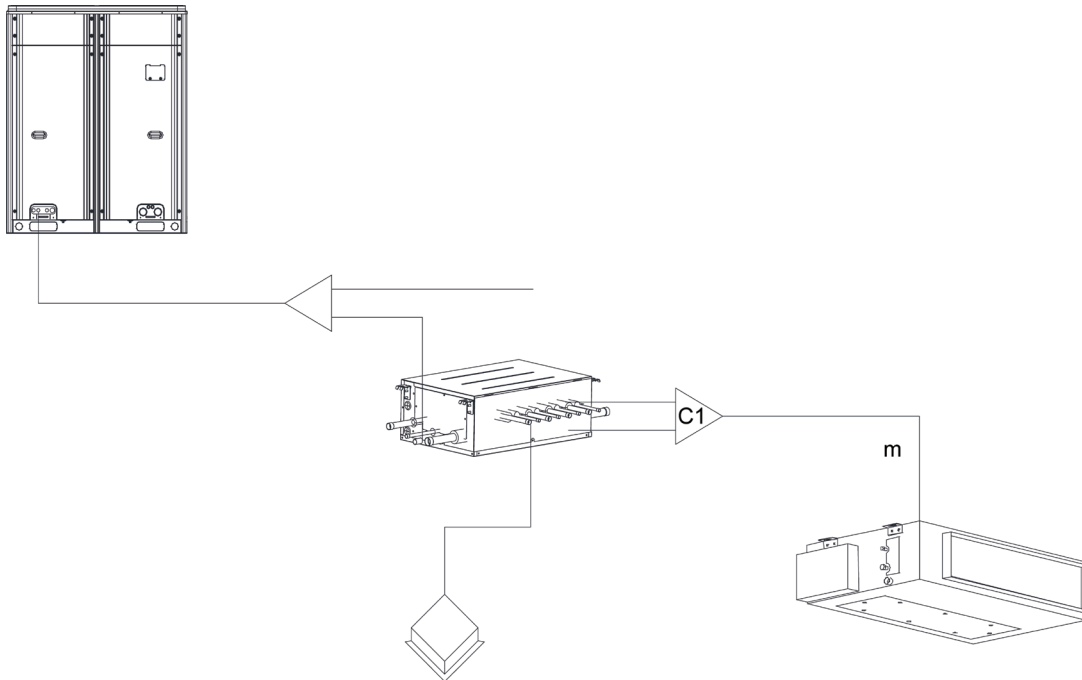
➔ 10.5 Connection method when capacity of indoor unit exceeds 48500Btu/h

When connecting to the indoor unit with capacity of over 48500Btu/h, it is not allowed to connect with only one branch; it must use two branches controlled by the same mainboard for parallel connection.

Parallel connection	Indoor unit Communication connection for mode exchanger	Remarks
Indoor unit No.1 and No.2	"1D1 1D2"	Parallel connection can be conducted only as the combination of this table, it is not allowed to otherwise connect. Note that after the connection, manually set the SA2 dial code of corresponding mainboard, and dial the code in the first place to number end.
Indoor unit No.3 and No.4	"3D1 3D2"	
Indoor unit No.5 and No.6	"5D1 5D2"	
Indoor unit No.7 and No.8	"7D1 7D2"	



Connecting method is as shown in follown Fig.



10.5.1 Branch selection of indoor unit of mode exchanger ("C1")

R410A refrigerant system	capacity of down steam indoor units: X (Btu/h)	Model
Y-type branch	48500 < X ≤ 96000	FQ01B/A

10.5.2 Piping size between mode exchanger and downstream indoor unit ("m")

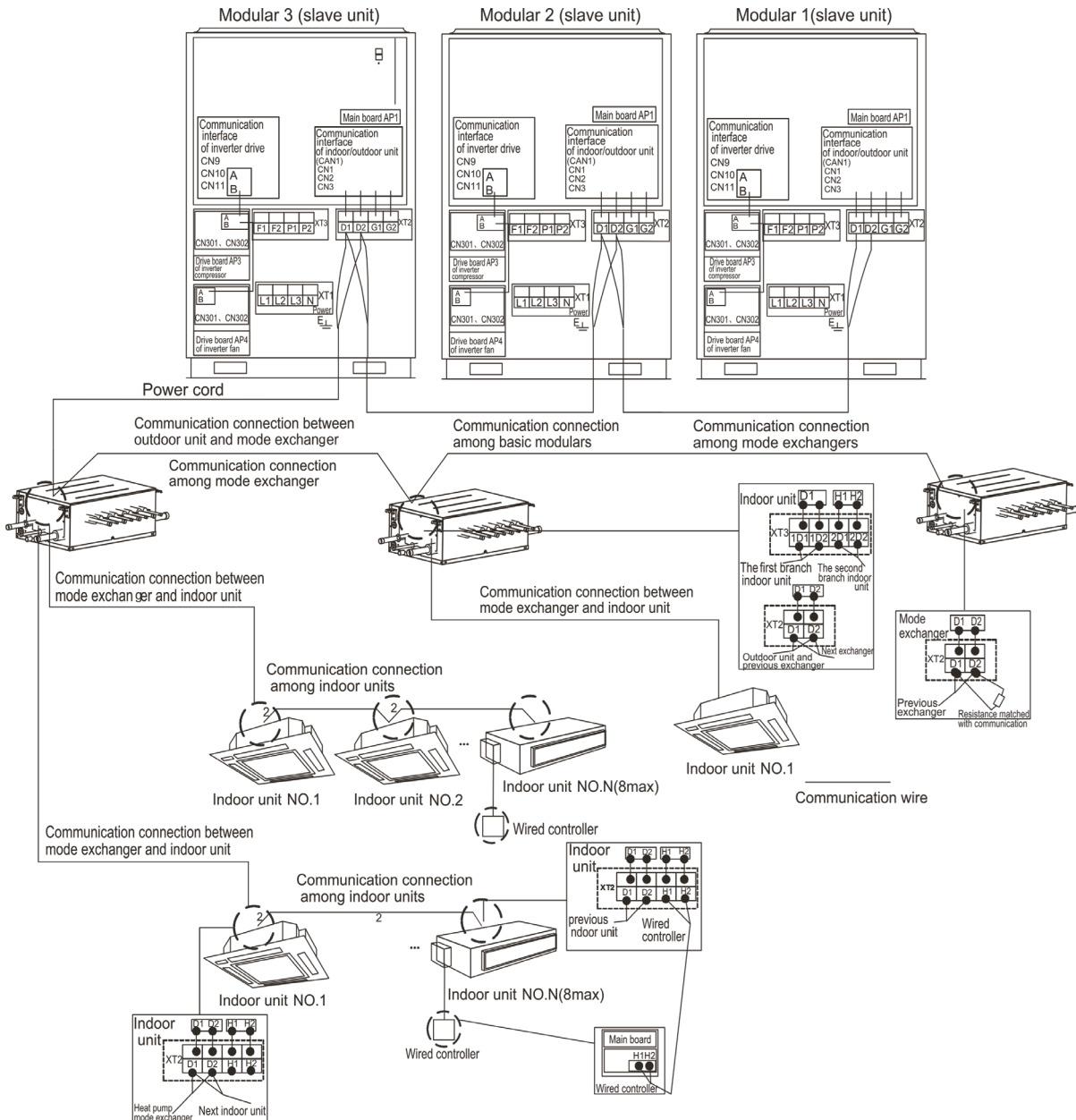
Size of connection pipe between indoor branch and indoor unit should be consistent with the connection pipe of indoor unit.

Piping between indoor branch and indoor unit "m".

Rated capacity of indoor units (Btu/h)	Size of connection pipe between indoor branch and indoor unit	
	Gas pipe mm(in.)	Liquid pipe mm(in.)
48500 < C ≤ 72000	Φ19.05(3/4)	Φ9.52(3/8)
72000 < C ≤ 96000	Φ22.2(7/8)	Φ9.52(3/8)

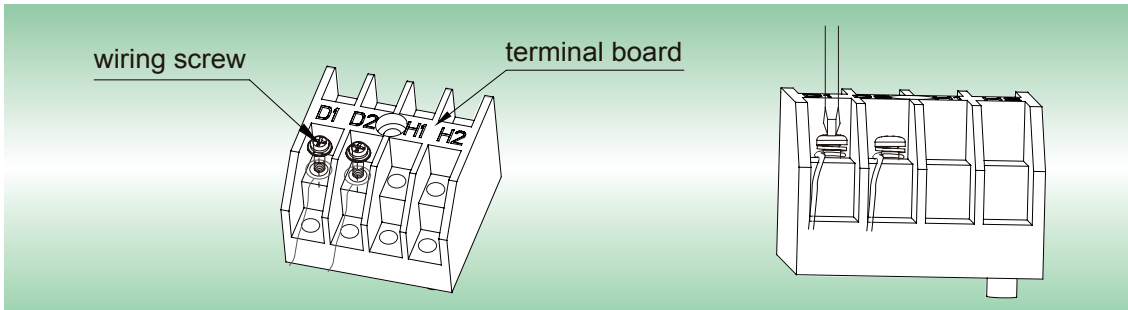
11 REQUIREMENTS FOR COMMUNICATION MODE

The GMV5 HR unit air conditioning system adopts the CAN communication network. Manual dialling and differentiation of the communication cable polarity are not required for the indoor unit, and only functional dialling should be set for the indoor unit.



➔ 11.1 Connection Mode of Connection Line Terminals

All the communication connections of GMV5 HR are in the screw fastening mode.

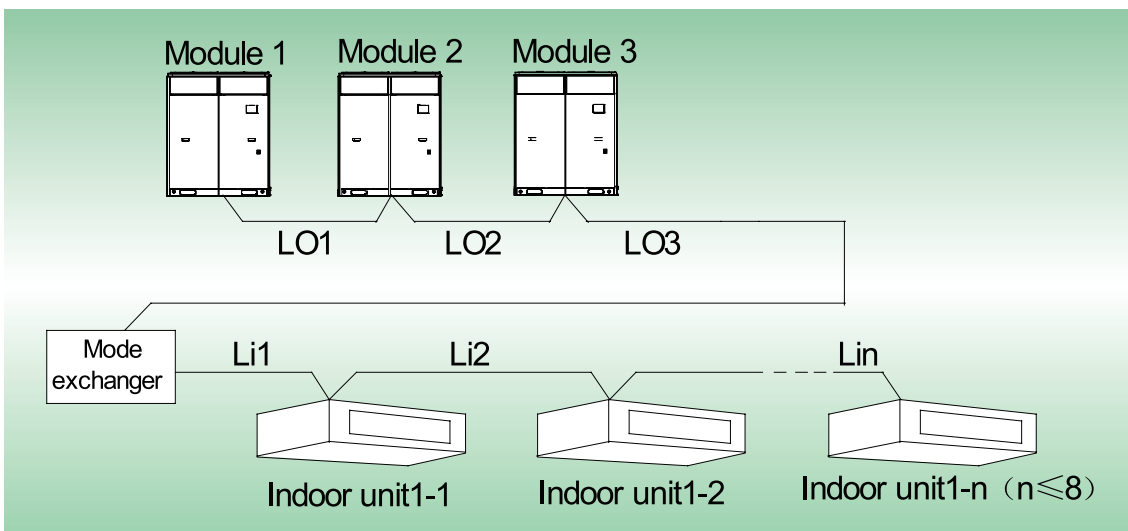


➔ 11.2 Communication Cable Material and Wring Mode

11.2.1 Communication Material

Selection of communication wire between outdoor unit and mode exchanger, among mode exchanger, and mode exchanger and indoor unit respectively.

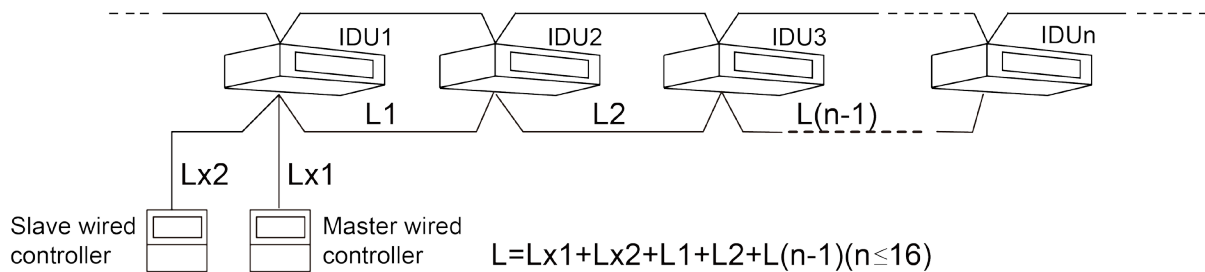
Material Type	Total Length L(m) of Communication Cable between IDU Unit and IDU (ODU) Unit m(feet)	Wire size	Remarks
Light/Ordinary polyvinyl chloride sheathed cord.	$L \leq 1000(3280-5/6)$	$\geq 2 \times \text{AWG}18$	<ol style="list-style-type: none"> 1. If the wire diameter is enlarged to $2 \times \text{AWG}16$, the total communication length can reach 1500m(4921-1/4feet). 2. The cord shall be Circular cord (the cores shall be twisted together). 3. If unit is installed in places with intense magnetic field or strong interference, it is necessary to use shielded wire.



Module selection for the communication cable between the indoor unit and wired controller

Material type	Total length of communication line between IDU unit and wired controller L m(feet)	Wire size	Remarks
Light/Ordinary polyvinyl chloride sheathed cord.	$L \leq 250(820-1/5)$	2×AWG18~ 2×AWG16	<ol style="list-style-type: none"> Total length of communication line can't exceed 250m(820-1/5feet). The cord shall be Circular cord (the cores shall be twisted together). If unit is installed in places with intense magnetic field or strong interference, it is necessary to use shielded wire.

Graphic of connection between IDU and wired controller

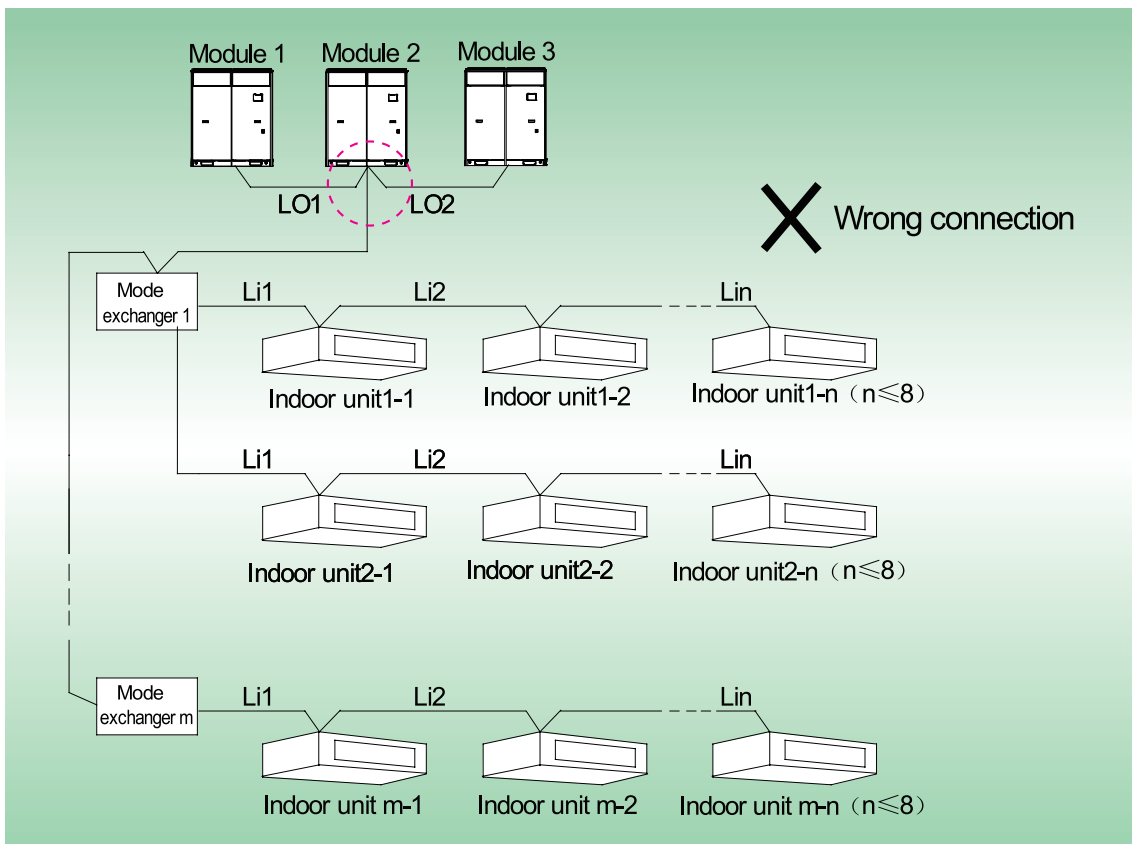
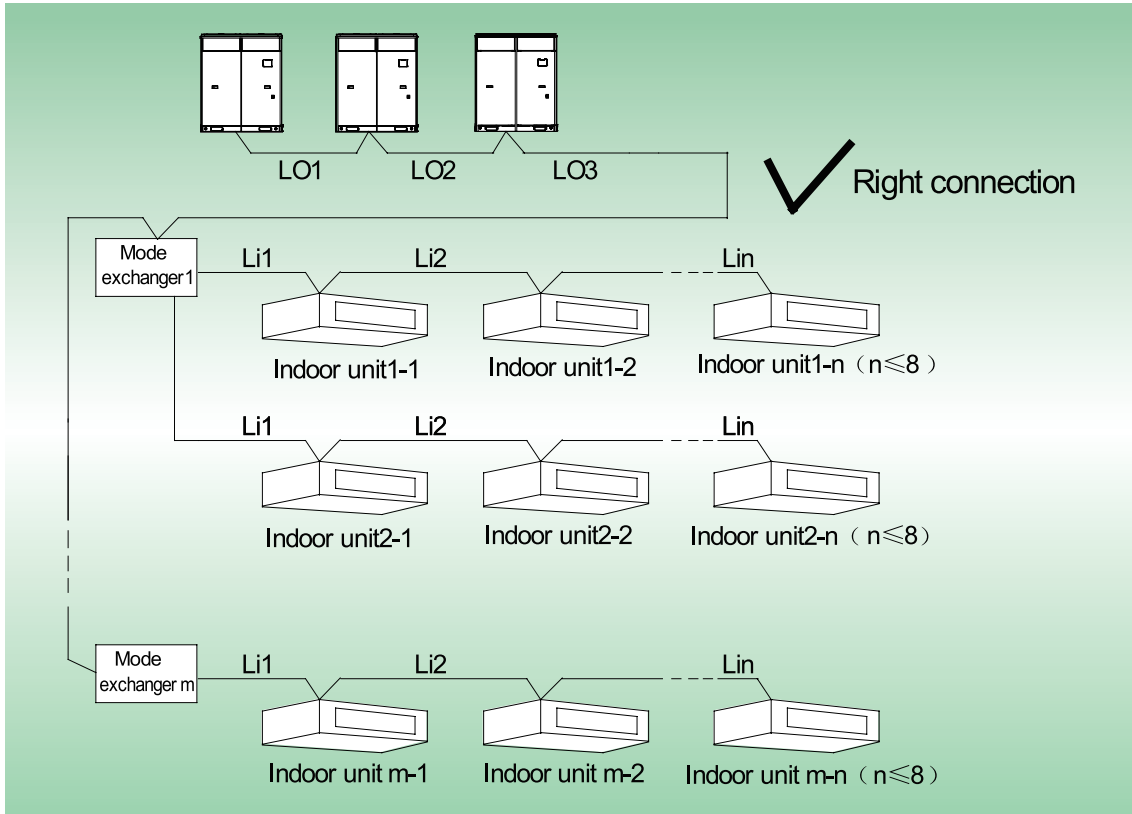


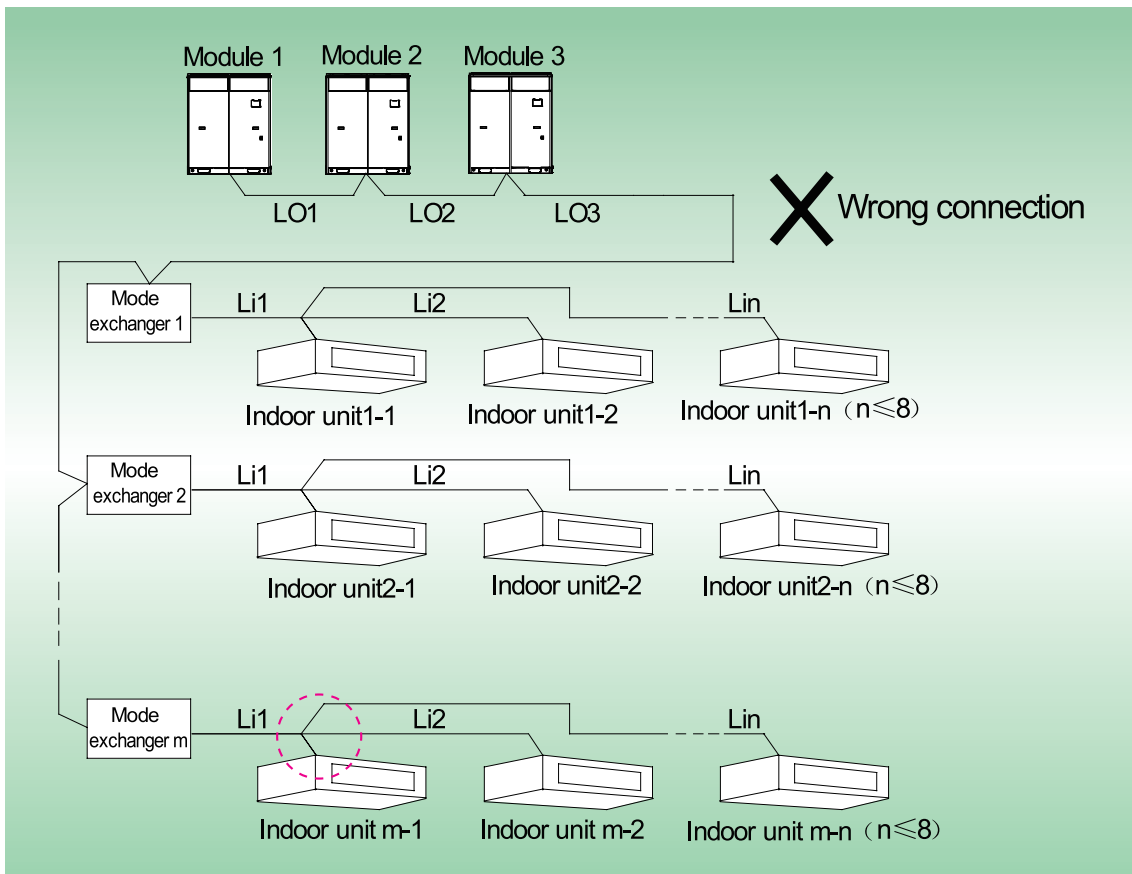
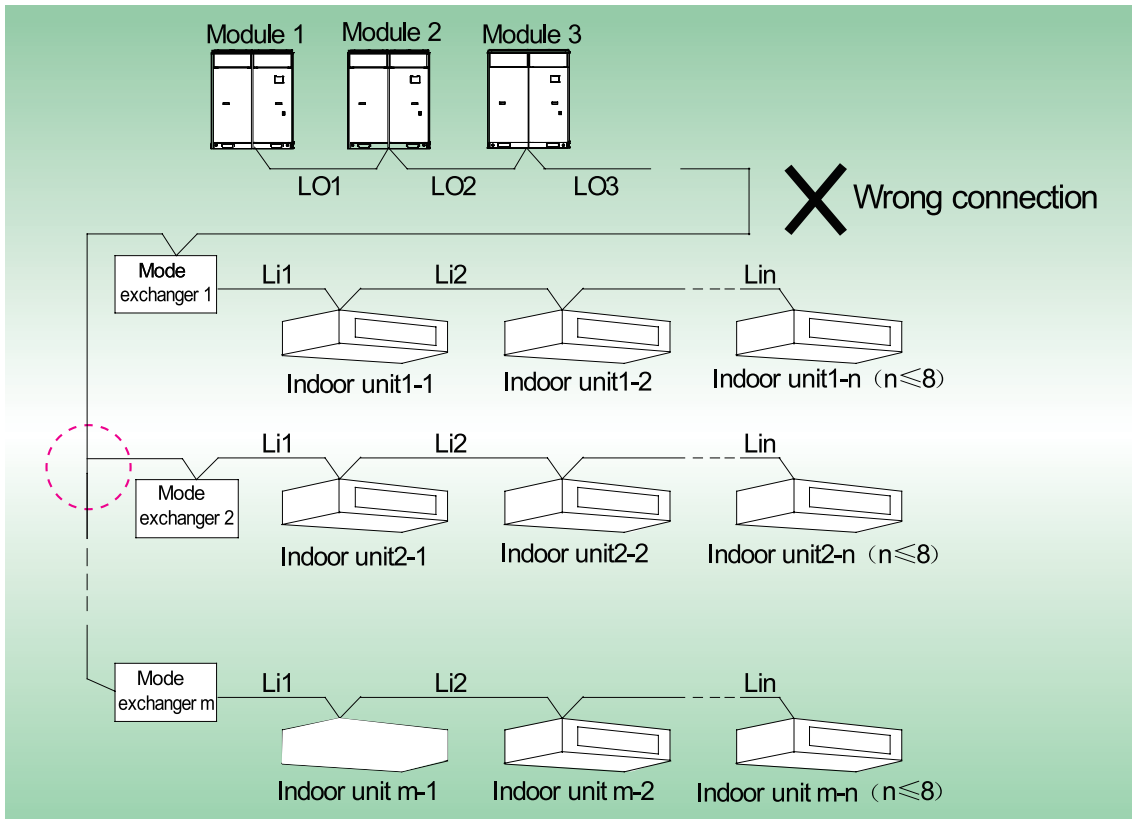
Notes: If the air conditioning units are installed at a place with strong electromagnetic interference, a shielded cable must be used as the communication cable between the indoor unit and wired controller, and a shielded twisted pair must be used as the communication cable between the indoor unit and indoor (outdoor) unit.

11.2.2 Communication Access Mode

The communication bus of GMV5 HR indoor and outdoor units must be connected in series, and star connection is forbidden. The indoor unit at the end of the communication bus for the indoor units and outdoor units must be connected to a communication matching resistor (which is contained in the packing bag of the outdoor unit).

(1) All communication wires of GMV5 must be connected in series rather than in star.





(2) All communication wires of GMV5 are connected by screws.

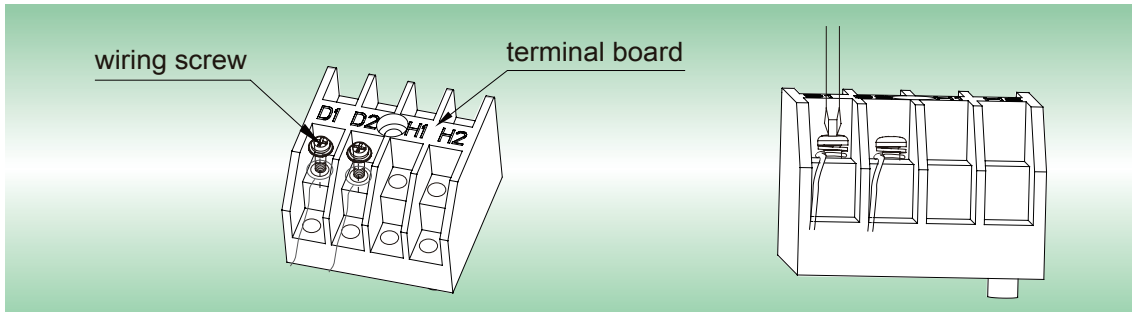


Fig.36

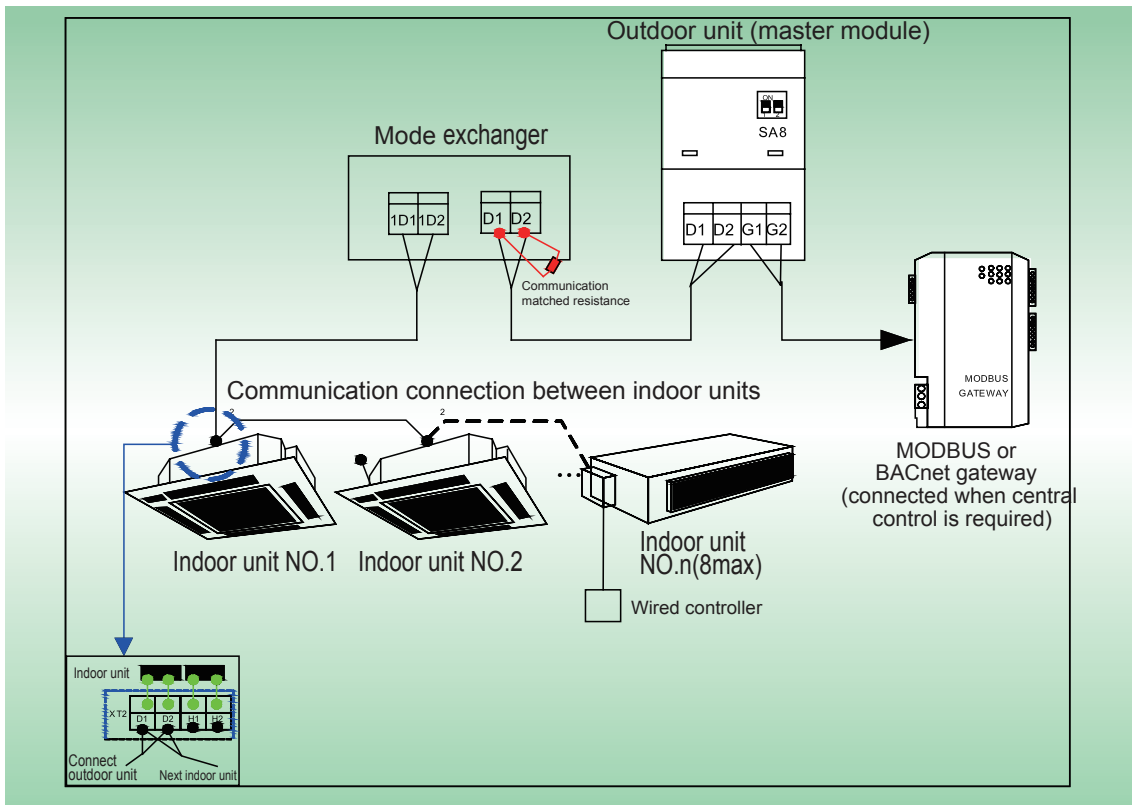
(3) If a single communication wire is not long enough and needs to be connected, the connected joint must be welded or pressure-welded. Do not simply twist the wires together.

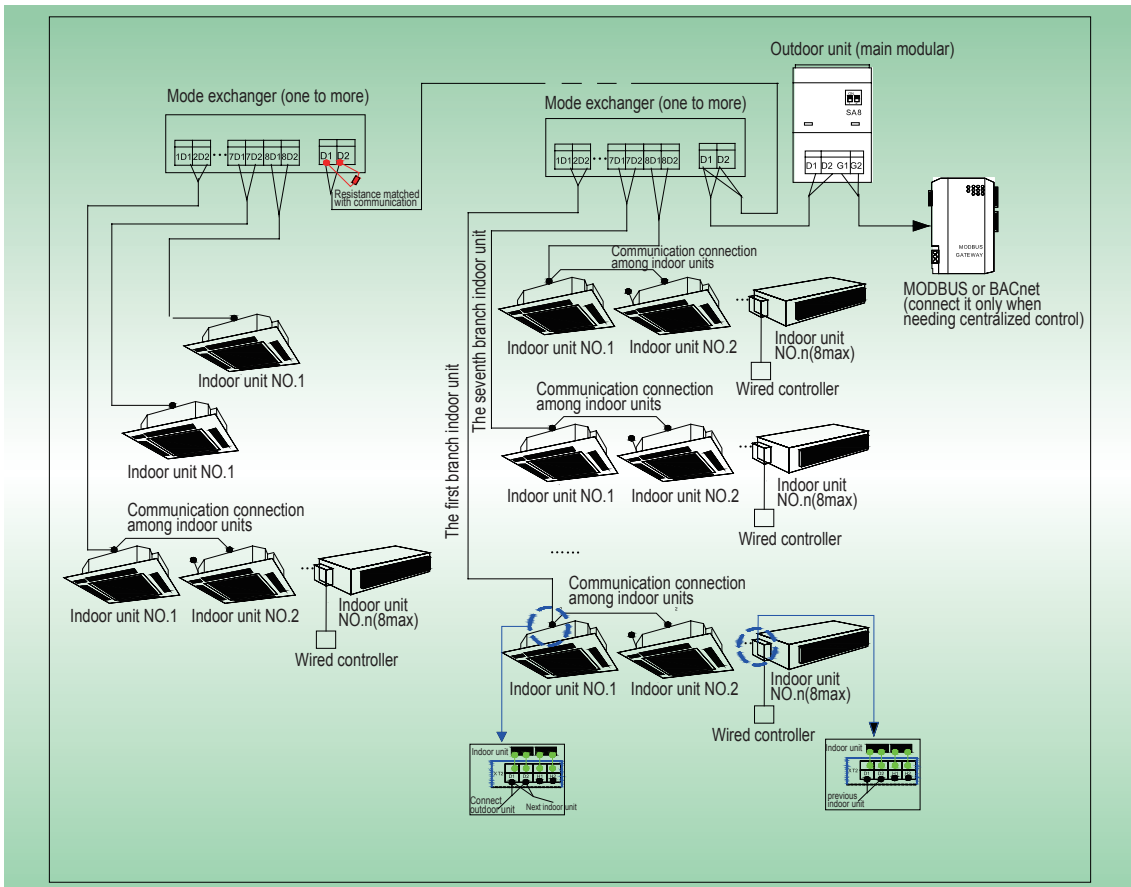
➔ 11.3 Connection Method and Procedure of Communication Cable

11.3.1 Communication connection between the indoor unit and outdoor unit

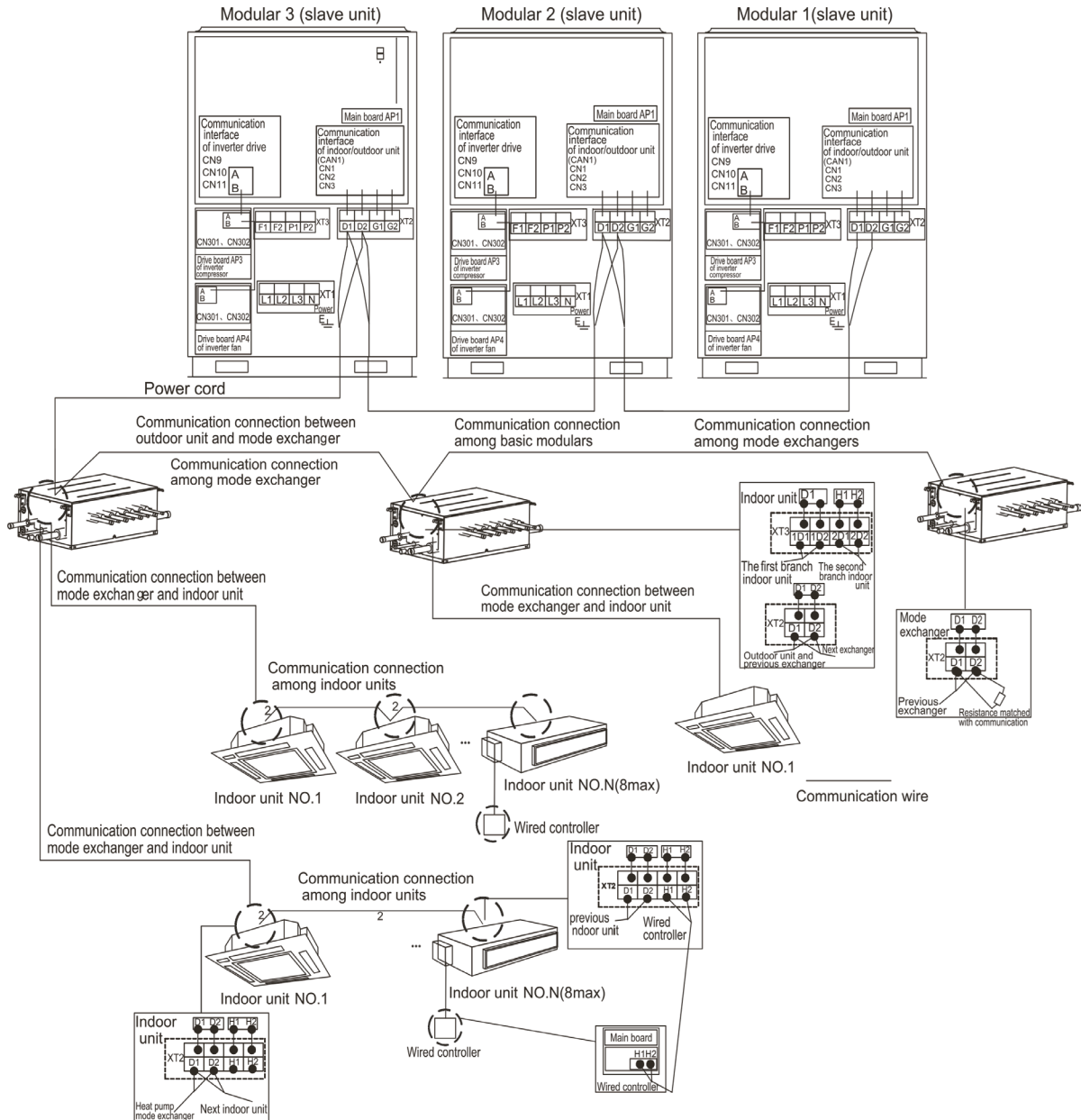
The indoor unit is connected to the outdoor unit through the D1/D2 port of the terminal plate XT2. The figures below show the connection method of the single outdoor unit and connection method of the modular outdoor unit.

Communication connection mode of the single module system





Communication connection mode of the multi-module system

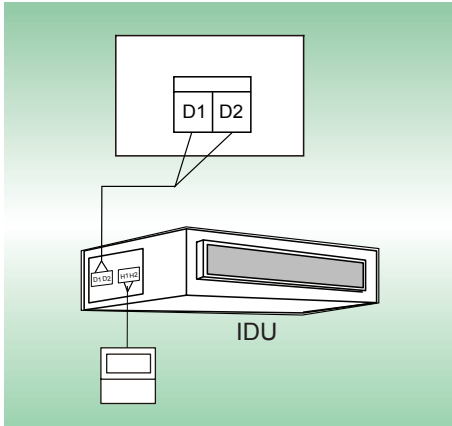


NOTES:

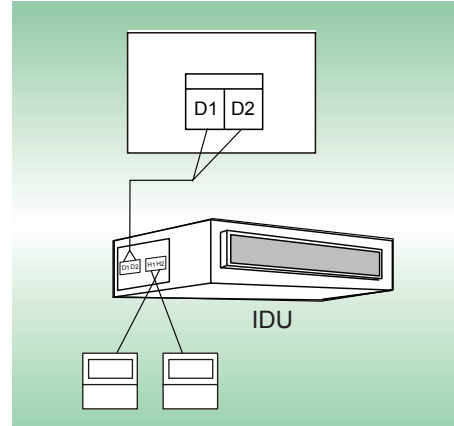
- a. For the modular outdoor unit, if multiple outdoor unit modules are available, the master unit must be the first outdoor unit module on the communication line and cannot be connected to any indoor unit (the master unit is set by SA8 of the main board for outdoor unit).
- b. For the modular outdoor unit, if multiple outdoor unit modules are available, the indoor unit must be connected to the last slave module of outdoor unit (the slave unit is set by SA8 of the main board for outdoor unit).
- c. The communication cable must be wired separately from the power cable to avoid interference.
- d. A proper length of communication cable must be selected, and no joint is allowed.
- e. The indoor units must be connected in series, and the last indoor unit must be connected to a communication matching resistor (which is provided in the list of outdoor unit accessories).

11.3.2 Communication connection mode between the indoor unit and wired controller

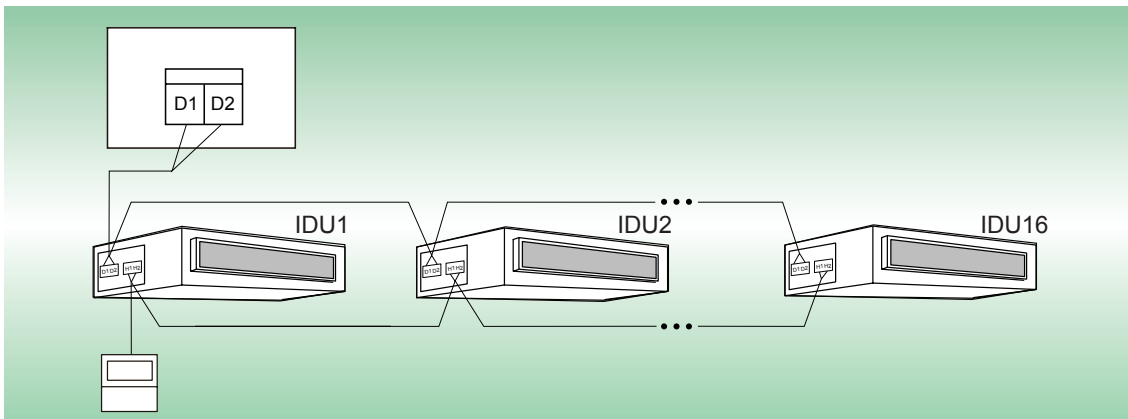
The indoor unit and the wired controller are connected in one of the following four modes, which are respectively shown in Figure below:



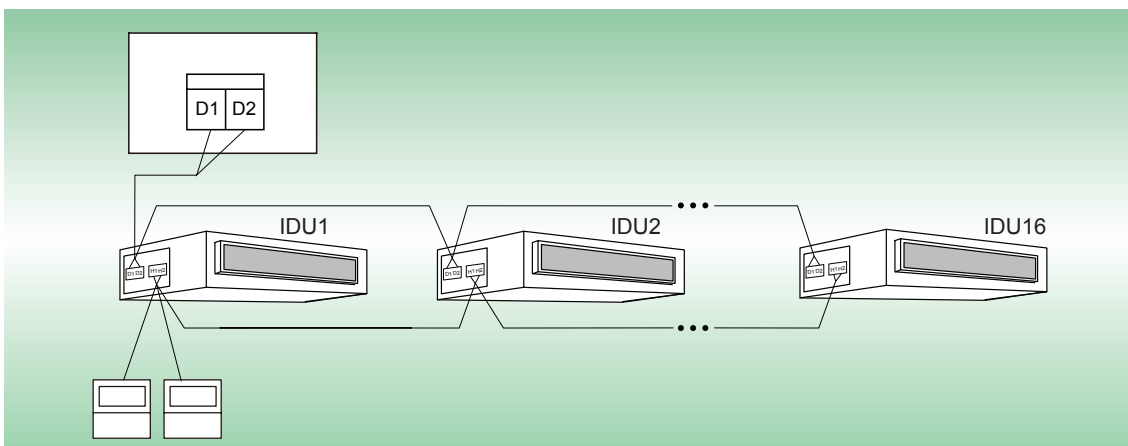
One wire controller controls one indoor unit



Two wire controllers control one indoor unit



One wire controller controls multiple indoor units



Two wire controllers control multiple indoor units

When two wired controllers control multiple indoor units at the same time, the wired controller can be connected to any indoor unit, the connected indoor units must belong to the same series, and only one wired controller must be set to a slave wired controller. The number of indoor units controlled by the wired controllers is not more than 16, and the connected indoor units must be on the same indoor unit network.

- (1) The slave wired controller can be set in the power-on or power-off status:
- (2) Press and hold the "FUNCTION" button on the wired controller to be set to a slave wired controller for five seconds. The temperature area displays "C00". Continue holding the "FUNCTION" button for five seconds to enter the wired controller parameter setting interface. The temperature area displays "P00" by default.
- (3) Select a P13 parameter code by pressing "▲" or "▼". Press the "MODE" button to switch to parameter value settings. The parameter value blinks. Press "▲" or "▼" to select "02", and then press the "ENTER/CANCEL" button to complete settings.
- (4) Press the "ENTER/CANCEL" button to return to the upper-level menu till quitting parameter settings.

The user parameter setting list is as follows:

Parameter Code	Parameter Name	Parameter Range	Default Value	Remarks
P13	Wired controller address settings	01: master wired controller 02: slave wired controller	01	When two wired controllers simultaneously control one or more indoor units, the two wired controllers must use different addresses. The slave wired controller (address: 02) does not have the unit parameter setting function except its own address settings.



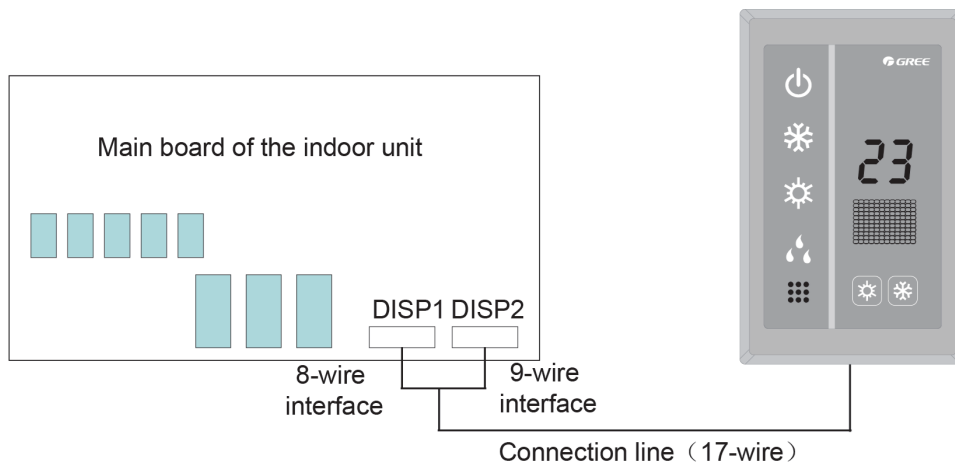
NOTES:

- a. The default factory setting of all the wired controllers is the master wired controller status.
- b. In the parameter setting status, the "FAN", "Timer", "SLEEP", and "SWING" buttons are invalid. By pressing "ON/OFF", you can return to the main interface but will not power on/off the unit.
- c. In the parameter setting status, signals of the remote controller are invalid.

11.3.3 Connection mode between the air duct-type indoor unit and receiving LED panel

When the air duct-type indoor unit needs to be connected to a remote receiving LED panel, they are connected through DISP 1 and DISP 2 of the main board for indoor unit:

Indoor Unit Type	Model of Remote Receiving LED Panel	Connection Wire Type	Main Board Interface of Corresponding Indoor Unit
Air duct-type indoor unit	JS05	Inter-board connecting line (17 cores)	DISP1 (interconnected to the 8-core interface) DISP2 (interconnected to the 9-core interface)



NOTES:

- a. The wired controller and remote receiving LED panel can be used at the same time.
- b. Note to select a remote controller when a remote receiving LED panel is used.

12 ELECTRICAL CONNECTION

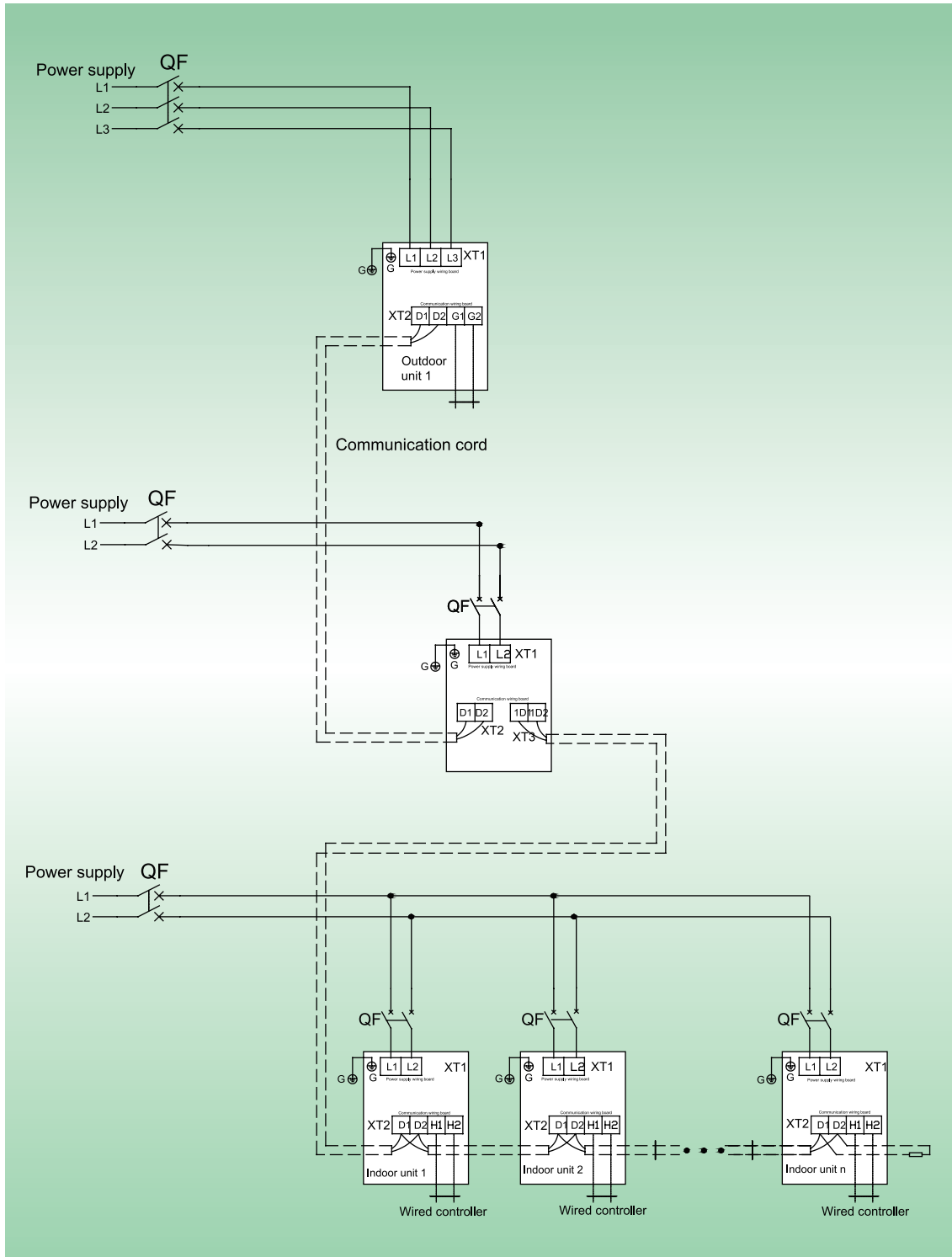
➔ 12.1 External Connection Interfaces

External connection interfaces	Power supply	Quantity	4
		Label	L1 L2 L3 PE
	Indoor/outdoor unit communication	Quantity	2
		Label	D1 D2
	Centralized control	Quantity	2
		Label	G1 G2

➔ 12.2 External Connection

Every unit must be configured with a circuit breaker to implement short circuit and abnormal overload protection. Besides, the indoor unit and outdoor unit should be respectively configured with a general circuit breaker, which is used to uniformly connect to or cut off the general power supply for the indoor unit or outdoor unit.

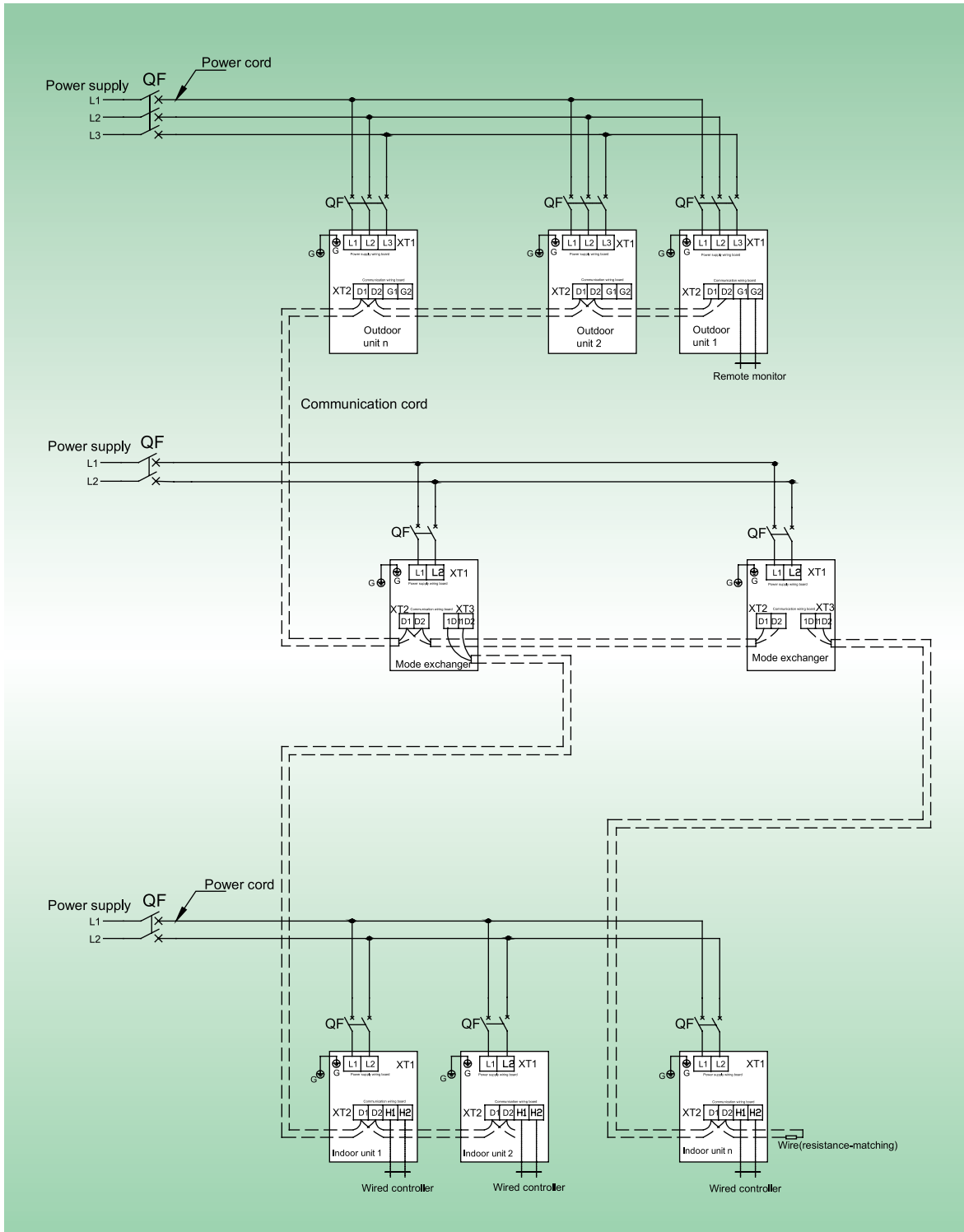
1) External connection diagram of a single unit



NOTES:

The maximum number n of connected indoor units depends on the outdoor unit capacity. For details, see the content of the introduction to unit combination.

2) External connection diagram of modular connection



NOTES:

- The maximum number N of connected outdoor units and the maximum number n of connected indoor units depend on the outdoor unit combination form.
- A copper conductor must be used as a power cable. It must comply with the relevant national lead standard and meet the current-carrying capacity requirement of the unit.

13 CALCULATION METHOD OF REFRIGERANT ADDED FOR ENGINEERING PIPING

Added refrigerant quantity R = Added refrigerant quantity A for piping + \sum Added refrigerant quantity B for each module

(1) Pipeline charging amount

Added refrigerant quantity A for piping = \sum Liquid pipe length \times Added refrigerant quantity for each meter(inch) of liquid pipe

	Diameter of liquid pipe mm(inch)							
	28.6(1-1/8)	25.4(1)	22.2(7/8)	19.05(3/4)	15.9(5/8)	12.7(1/2)	9.52(3/8)	6.35(1/4)
kg/m	0.680	0.520	0.350	0.250	0.170	0.110	0.054	0.022
OZ/inch	0.61	0.47	0.31	0.22	0.15	0.10	0.05	0.02

(2) \sum Refrigerant charging amount B of every module

Refrigerant charging amount B of every module kg(Pounds)		Rated Capacity(1000Btu/h)				
IDU/ODU rated capacity collocation ratio C	Quantity of included IDUs(N)	72	96	120	144	168
50% \leq C \leq 90%	N < 4	0	0	0	0	1.5(3.3)
	N \geq 4	0.5(1.1)	0.5(1.1)	0.5(1.1)	1(2.2)	3.5(7.7)
90% < C \leq 105%	N < 4	1(2.2)	1(2.2)	1.5(3.3)	2(4.4)	5.5(12.1)
	8 > N \geq 4	2(4.4)	2(4.4)	3(6.6)	3.5(7.7)	6.5(14.3)
	N \geq 8	4(8.8)	3.5(7.7)	4(8.8)	6.5(14.3)	8(17.6)
105% < C \leq 135%	N < 4	2(4.4)	2(4.4)	2.5(5.5)	3(6.6)	6.5(14.3)
	8 > N \geq 4	4(8.8)	3.5(7.7)	4(8.8)	4.5(9.9)	8(17.6)
	N \geq 8	4.5(9.9)	4.5(9.9)	5(11.0)	7 (15.4)	9(19.8)

For example:

The OUD is composed of 3 modules: 72kBtu/h, 120 kBtu/h and 120 kBtu/h. The IDUs are made up of 7sets of 48 kBtu/h

IDU/ODU rated capacity collocation ratio C= $48 \times 7 / (72 + 120 + 120) = 108\%$.The quantity of included IDUs is more than 4 sets. Please refer to the above table.

Refrigerant charging amount B for 72 kBtu/h module is 4.0kg(8.8pounds).

Refrigerant charging amount B for 120 kBtu/h module is 4.0kg(8.8pounds).

Refrigerant charging amount B for 120 kBtu/h module is 4.0kg(8.8pounds).

So, \sum Refrigerant charging amount B of every module=4.0+4.0+4.0=12kg (8.8+8.8+8.8 =26.4pounds).

Suppose the Pipeline charging amount A= \sum Liquid pipe length \times refrigerant charging amount of every 1m (39.37inch) liquid pipe=25kg (55.1 pounds)

Total refrigerant charging amount R=25+12=37kg (55.1+26.4=81.5pounds).

After confirming that there is no leakage from the system, when the compressor is not in operation, charge additional R410A with specified amount to the unit through the filling opening of the liquid pipe valve of the outdoor unit. If required additional refrigerant cannot be quickly filled for increase of pressure in the pipe, set the unit at cooling startup and then fill the refrigerant from gas valve of outdoor unit. If ambient temperature is low, the unit can't be set to cooling mode but heating mode.

14 OPTIONAL COMPONENTS

The GMV5 HR series VRF units provide the following options:

		Export Model	Remark
Manifold	ODU	ML01R	For model selection, refer to Pipe Selection.
	Mode Converter	FQ01Na/A, FQ02Na/A, FQ03Na/A, FQ04Na/A, FQ05Na/A, FQ06Na/A, FQ07Na/A	
	IDU	FQ01A/A	
Remote-control Receiver Board		JS05	Applicable for air-duct-type IDUs.
Commissioning Remote Controller		YV1L1	Provides the commissioning functions for function settings of IDUs.
Commissioning Software		DE40-33/A(C)	Applicable for units that support CAN bus communication technology.
Remote Monitoring System	Software	FE30-24/DF(B)	Applicable for units that support CAN bus communication technology.
	Gateway	ME30-24/DF(B)	

Note: If you need the above optional components, please consult your local sales company.

15 UNIT OPERATING RANGE

For full fresh air conditioning IDU, the unit operating temperature is as follows:

Cooling operation	Ambient temperature: -5°C(23°F)~52°C(125.6°F)
Heating operation	Ambient temperature: -20°C(-4°F)~24°C(75.2°F)
Heat recovery operation	Ambient temperature:-10°C(-14°F)~20°C(68°F)

For commonly IDU, the unit operating temperature is as follows:

Cooling	Ambient temperature: 16°C (60.8 °F) ~45°C (113 °F)
Heating	Ambient temperature: -7°C (19.4 °F) ~16°C (60.8 °F)

If the temperature is beyond the range, the safety protection measure of the unit may take effect, and the air conditioning unit will stop.

Gree Electric Appliances, Inc. of Zhuhai, founded in 1991, is the world's largest air conditioner enterprise integrating R&D, manufacturing, marketing and services. Technology Innovation and quality are always our priority. With efforts of thousands of Gree's engineers, we own more than 3500 patents for our products. Nowadays, we have 7 production bases in Zhuhai, Chongqing, Hefei and Zhengzhou(China), as well as Brazil, Pakistan and Vietnam, with annual production capacity of 30 million sets of residential air conditioners and 4 million sets of commercial air conditioners.

With the installation of Gree commercial air conditioners in important projects at home and abroad like Media Village for 2008 Beijing Olympic Games, Stadiums for 2010 World Cup in South Africa, as well as India Telecom base station, Gree commercial air conditioners are ready to develop steadily to every corner in the world, to present a more comfortable and harmonious working environment and family atmosphere.



Add: West Jinji Rd, Qianshan Zhuhai, Guangdong, China 519070

Tel: (+86-756)8614883 Fax: (+86-756)8614998

Http://www.gree.com Email: gree@gree.com.cn

For continuous improvement in the products, Gree reserves the right to modify the product specification and appearance in this manual without notice and without incurring and obligations.

■ SJ00449787