

### 208~230V Modular Solar GMV

Model:  
GMV-Y120WM/C-F(U)



Specification	Unit	Parameter
Model	—	GMV-Y120WM/C-F(U)
<b>Performance</b>		
Rated Cooling Capacity ( *1 )	kBtu/h	120
Rated Heating Capacity ( *2 )	kBtu/h	135
Power Input	Cooling(kw)	10
	Heating(kw)	10.5
Operating Temperature Range	Cooling ( Outdoor ) °C/°F	-5~52/23~125.6
	Heating ( Outdoor ) °C/°F	-20~24/-4~75
Sound Pressure Level	dB(A)	63
<b>AHRI Ratings(Ducted/Non-Ducted)</b>		
EER	W/W	11.0/11.0
IEER	—	22.3/22
COP	W	3.3/3.4
<b>Dimension</b>		
External Dimensions (H x W x D)	inch/mm	52 3/4×63 1/4×30 1/8 (1340×1605×765)
Net Weight	lbs/kg	650 (295)
From ODU to First Point or Header	Liquid ( mm/inch )	12.7 (1/2)
	Gas ( mm/inch )	28.6 (1-1/8)
Max. Refrigerant Line Length(Between ODU&IDU)	ft.	541
Max. Control Wiring Length	ft.	3280
<b>Electrical Data ( AC )</b>		
Power Supply Requirement	Voltage,Phase, Hertz	208/230,3, 60
Minimum Circuit Ampacity (MCA)	A	44.8(208V)/39.8(240V)
Maximum Overcurrent Protection (MOP)	A	45(208V)/40(240V)
<b>Solar DC Electrical Data ( DC )</b>		
Range of Allowable Open Circuit Input Voltage	V	550~1000
Range of Input Operating Voltage	V	500~780
Max. Solar Short Circuit Current	A	15
Recommended Qty of Solar Panel *Base on Yingli model YL325D-36b (Single-series)	—	14~21
Recommended Qty of Solar Panel *Base on Yingli model YL325D-36b (2-series)	—	28~42
Built-in Inverter	—	GIE-ADC12K5E
<b>Fan</b>		
Type x Quantity	—	Axial-flow×2
Airflow Volume	CFM	8240
External Static Pressure	Pa/In.W.G	82/0.33
<b>Other</b>		
Indoor Unit	Total Capacity	50%~135% of that of outdoor units.
	Max Connectable Quantity	19
Fin Material	—	Copper tube-Aluminum
Condenser Fin Color	—	Gold
Compressor Type x Quantity	—	Inverter Scroll x 1
Refrigerant Charge	kg/oz	11.8/416.2
Refrigerant	—	R410A
Protection Devices	High Pressure	High pressure sensor, High pressure switch 601 psi (4.15 MPa)
	Inverter Circuit	Over-heat protection,Over-current protection
	Compressor	Discharge temp protection, Over-current protection

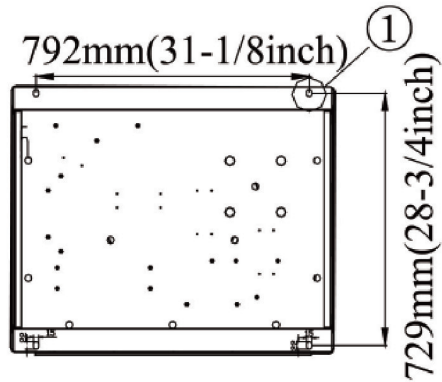
\*1 Cooling | Indoor: 80°F ( 26.7°C ) DB / 67°F ( 19°C ) WB; Outdoor: 95°F ( 35°C ) DB

\*2 Heating | Indoor: 70°F ( 21.1°C ) DB / Outdoor: 47°F ( 8.3°C ) DB / 43°F ( 6°C ) WB

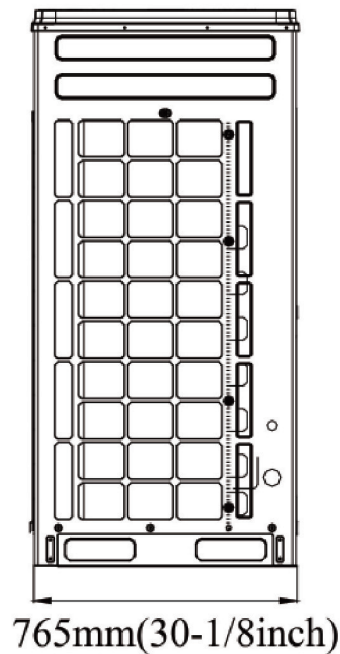
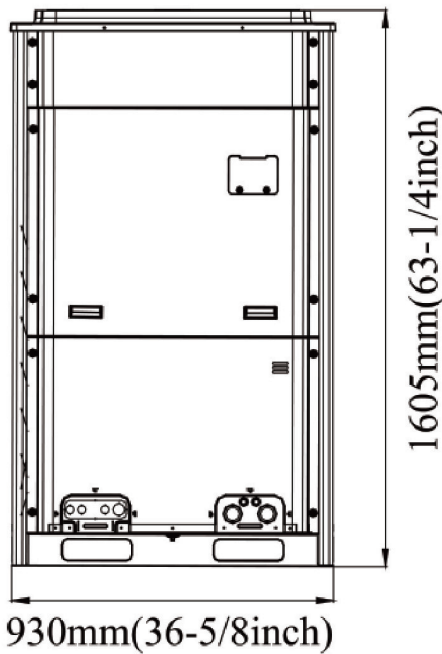
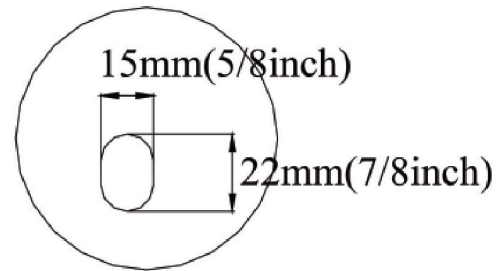


Job Name:		Date:	
System Reference No.:			
Engineer Signature:			

### Outline and Physical Dimensions of GMV-Y120WM/C-F(U).



① Installation hole



Unit:mm(in.)

